

সমূহ ডিওরাঞ্চল নেসকো এগিয়েই




Northern Electricity Supply Company PLC

(An Enterprise of Bangladesh Power Development Board)

**“গ্রামে গ্রামে বিদ্যুৎ সরবরাহ করিতে হইবে
ইহার ফলে গ্রাম বাংলার সর্বক্ষেত্রে উন্নতি হইবে”**

— জাতির পিতা বঙ্গবন্ধু শেখ মুজিবুর রহমান



**“কোন ঘর অন্ধকারে থাকবে না,
প্রতিটি মানুষের জীবন আলোকিত হবে
এটাই তো আমাদের লক্ষ্য”**

— মাননীয় প্রধানমন্ত্রী শেখ হাসিনা





Contents

Notice of the 17 th Annual General Meeting	9
Chairman's Message	10
From the Desk of Managing Director	12
Board of Directors	16
Directors' Profile	18
Committees of the Board	31
Profile of the Company	36
Achievements	40
Senior Management	42
Operational Area	46
Directors' Report	49
Audit Report 2021-22	89
Event's Photographs	167
List of Abbreviations	184

16th AGM - 2021 at a glance



Notice of Annual General Meeting 2022



(একই তারিখ ও স্মারকে প্রতিস্থাপিত)
 নর্দান ইলেকট্রিসিটি সাপ্লাই কোম্পানি পিএলসি
 Northern Electricity Supply Company PLC
 (An Enterprise of Bangladesh Power Development Board)
 Company Secretariat



Memo- 27.29.0000.082.06.012.22-209

Date: 01-11-2022

Notice of the 17th Annual General Meeting.

Notice is hereby given that the 17th Annual General Meeting of Northern Electricity Supply Company PLC will be held on Sunday, 27 November 2022 at 05:00 P.M. at Bijoy Hall, Bidyut Bhaban (14th Floor), 1, Abdul Gani Road, Dhaka-1000 to transact the following business:

Agenda:

1. To receive, consider and adopt the Directors' report and Audited Financial Statements of the Company for the year ended 30 June, 2022 and Auditors' reports thereon.
2. To declare dividend for the year ended 30 June, 2022 as recommended by Board of Directors.
3. To elect/reelect Directors in accordance with the provision of Articles of Association of the Company.
4. To appoint Statutory Auditors for the year 2022-2023 and to fix their remuneration.
5. To transact any other business with the Permission of the Chairman.

By order of the Board

01.11.22
 Md. Anisul Islam
 Company Secretary
 NESCO PLC

Note: A Shareholder entitled to attend/join and vote at the Annual General Meeting may appoint a proxy to attend/join instead of him. The Proxy Form, duly completed and stamped, must be deposited at the company's registered office not later than 48 hours before the meeting.

Chairman's Message



Bismillahir Rahmanir Rahim.

Hon'ble Shareholders, Respected Directors of the Board, Management Team and Employees of Northern Electricity Supply Company PLC

Assalamualaikum

First of all, I would like to pay my humble tributes to the Father of the Nation Bangabandhu Sheikh Mujibur Rahman, his family members who were brutally murdered on 15th august 1975, and all heroes of independence war. I would like to express gratitude to the Hon'ble Prime Minister Sheikh Hasina.

I am very happy to publish the Annual Report for the financial year of 2021-2022 on the occasion of 17th Annual General Meeting. I hope that this Annual Report would reflect in detail the management, financial and technological achievements, situation as well as existing and potential future development features of NESCO PLC.

In recent years, the power sector had made significant progress and achieved great success under generous patronization and the strong leadership of the Hon'ble Prime Minister Sheikh Hasina. In accordance with the Power Division, NESCO is committed to implementing the program titled "শেখ হাসিনার উদ্যোগ, ঘরে ঘরে বিদ্যুৎ" by providing quality and sustainable electricity to all. NESCO has already achieved 100 percent electrification in grid and off grid areas.

The goal of NESCO, as a distribution company of the Power Division, is to provide reliable power supply at a reasonable price to the people of the northern region of Bangladesh. It has already implemented automated SAIDI (System Average Interruption Duration Index) and SAIFI (System Average Interruption Frequency Index) as a modernization project to enhance customer service and reinforce uniform distribution systems. Additionally, NESCO adopted Asset Performance Management System to raise the quality of its services (QoS). As we know that the whole world is going through an economic downturn and eventually which will have impact on every sector. We must all equally and positively take part in tackling the current global energy crisis. We should prevent wastage of electricity and be economical in electricity consumption.

NESCO is working in a very important geographical location of Bangladesh. The region's overall economic activity is low as compared to other part of the country. The people of this area are trying hard to improve their livelihood. Uninterrupted and affordable power supply will play a pivotal role in the socio-economic development of this region. In this circumstance, the role of NESCO is important in the overall growth of Bangladesh. So, NESCO needs more financial support to carry out its development activities. NESCO must enhance its performance by exploring all the opportunities available to it to achieve its goals, vision and mission.

I express my heartiest gratitude to the Government of the People's Republic of Bangladesh for their relentless effort to resolve the unforeseen situation. I express my sincere respect and gratitude for all kinds of assistance and guidance to NESCO, specially Hon'ble Adviser to the Prime Minister Dr. Tawfiq-e-Elahi Chowdhury, Bir Bikram, Hon'ble State Minister, Ministry of Power, Energy, and Mineral Resources Mr. Nasrul Hamid, M.P., Respected Secretary of Power Division Mr. Md. Habibur Rahman, Bangladesh Power Development Board (BPDB), Board of Directors and Management of NESCO.

Finally, I wish every success of the 17th Annual General Meeting of NESCO PLC and I like to express my sincere gratitude and genuine appreciation to everyone who is involved with this publication and occasion.

Md. Mohsin Chowdhury
Chairman
Northern Electric Supply Company PLC
&
Director General (Secretary)
Bangladesh Karmachari Kallyan Board

From the desk of Managing Director



Bismillahir Rahmanir Rahim

Hon'ble Shareholders, Respected Directors of the Board, Management Team, Employees of NESCO.

It's a matter of sheer pleasure to publish the annual report of Northern Electricity Supply Company PLC on the occasion of 17th Annual General Meeting which contains the financial statistics for the year of 2021-22.

At first, we must express our gratitude to Hon'ble Prime Minister of the People's Republic of Bangladesh Sheikh Hasina, also the Hon'ble Minister for the Ministry of Power, Energy and Mineral Resources for rendering her unwavering support for the growth of this sector. We feel privileged for obtaining continuous support from Hon'ble Advisor of Power, Energy and Mineral Resources, Hon'ble State Minister of the Ministry of Power, Energy and Mineral Resources, Secretary, Power Division & all the high officials of Power Division along with respected Chairman & Board Members, NESCO in bringing this company where it stands today.

To achieve and attain the status of a middle-income country we, power distribution utilities are responsibly attaining the milestones of providing reliable and quality services to our valuable customers. In doing so, we are in the process of inclusion of technologies for automation to facilitate transparency in billing, immediate fault location, load outage and load balancing management, assets performance management etc. And with this spirit, NESCO has established its own data center, transformer repair shop, OSS, online and virtual services for billing information and real time bill with payment reconciliation.

We have deployed Advance Metering Infrastructure (AMI) with 5 lac smart pre-payment meters. We are in the process of completing Geographical Information System (GIS) in our all 55 Sales & Distribution Points. We have taken projects like Advance Distribution Management System (ADMS) and 1.2 million smart pre-payment meter project which will be implemented in the coming 3 years. Also with the implementation of ERP & dashboard reporting system, we firmly believe through these projects we shall be able to attain inclusion of technology for customer satisfaction.

Finally, once again we would like to express our respectful regards to the Hon'ble Prime Minister, Hon'ble Adviser, Hon'ble State Minister, respected Secretary of Power Division, Chairman BPDB, Chairman NESCO, Board of Directors, shareholders and members of NESCO family for their relentless support in this journey of transformation.

Zakiul Islam
Managing Director
NESCO PLC



NESCO

নর্দান ইলেকট্রিসিটি সাপ্লাই কোম্পানী লিমিটেড
প্রধান কার্যালয়, স্বেতেশ খাঁ, রাজশাহী

NESCO

Board of Directors



MD. MOHSIN CHOWDHURY
Chairman
NESCO PLC



TAHMINA BEGUM
Director
NESCO PLC



MUKTADIR AZIZ
Director
NESCO PLC



DR. MD. ABDUL ALIM
Director
NESCO PLC



NAZMA MOBAREK
Director
NESCO PLC



MD. SAYED KUTUB
Director
NESCO PLC



MD. ABUL KASHEM
Director
NESCO PLC



ANKUR JIT SHAHA
Director
NESCO PLC



ENGR. MD. NAZMUL HAQUE
Director
NESCO PLC



MOHAMMAD MOZAMMEL HAQUE
Director
NESCO PLC



H. M. NURUL ISLAM
Director
NESCO PLC



ZAKIUL ISLAM
Managing Director
NESCO PLC

Directors' Profile



MD. MOHSIN CHOWDHURY

Chairman

Northern Electricity Supply Company PLC

Date of appointment to Board

17th February 2021

Academic Background

- Post Graduate Diploma in Governance Studies
- Diploma in Banking
- M.Com, Chattogram University
- B.Com (Honors), Chattogram University

Mr. Md. Mohsin Chowdhury, Secretary to the Government of the People's Republic of Bangladesh is currently posted as Director General of Bangladesh Karmachari Kallyan Board.

Mr. Md. Mohsin Chowdhury joined the Bangladesh Civil Service (Administration) in 1993. He belongs to the 11th batch of BCS Administration Cadre. In his professional career spectrum he served in both field administration and policy making tiers. His career is glorified with versatile professional activities and portfolios. Prior to joining as Secretary to the Government, he served as Additional Secretary (Development), Power Division, Ministry of Power, Energy and Mineral Resources. He also served in the Cabinet Division, Local Government Division, Ministry of Expatriate Welfare and Overseas Employment and Public Security Division, Ministry of Home Affairs.

More than 15 years of working experience in the field administration is the remarkable service of his career. He had a great reputation as Assistant Commissioner, AC (Land), Nezarat Deputy Collector (NDC), Revenue Deputy Collector (RDC), Upazila Nirbahi Officer (UNO) and Additional Deputy Commissioner (ADC). He worked as a 1st class Magistrate and Magistrate of Speedy Trial Court. He was also posted in the Rohingya Refugee Camp in 1994. Before joining Bangladesh Civil Service, he worked in Sonali Bank and in the Department of Family Planning as well.

With the aim of professional development, he has received several foreign trainings in various countries including India and USA. He has participated in many seminars, workshops, educational tours and official tours in the country and abroad. Besides, he has visited various Middle Eastern countries including Singapore, UK on official duties.

Mr. Md. Mohsin Chowdhury was born on 6 July 1964 in Kadalpur village of Raozan Upazila in Chattogram district. He is a member of the reputed Fateh Ali Chowdhury family of Chattogram. He is the son of Nurul Alam Chowdhury and Khaleda Begum. He is the fourth amongst three brothers and two sisters. His wife Begum Kamrunnesa is a homemaker. The elder son Chowdhury Mohammad Sayedul Abrar, completed his graduation in International Relations from Bangladesh University of Professionals (BUP) and the younger son Chowdhury Mohammad Yasir Affan, is a student of class Ten in Government Laboratory High School and College, Dhaka.

In addition to his working life, Mr. Mohsin is involved in social works and various social organizations. He prioritizes good governance, honesty, efficiency and effectiveness. He loves to work in people-oriented development activities that influence the socio-economic development of society. He believes that a good team of employees with firm commitment can improve the capacity and confidence of the organization as a whole.



NAZMA MOBAREK

Director

Northern Electricity Supply Company PLC

Date of appointment to Board

4th September 2018

Academic Background

- Master's in Public Economics Management and Finance from University of Birmingham, U.K in 2006
- M.S.S in Sociology from University of Dhaka
- B.S.S in Sociology from University of Dhaka

Ms. Nazma Mobarek is currently working as Additional Secretary of Finance Division, Ministry of Finance. Ms. Nazma joined Bangladesh Civil Service on 25th April 1994. Ms. Nazma Mobarek worked at different Ministries as Senior Assistant Secretary, Deputy Secretary and Joint Secretary. She also worked in field administration with various capacities. Ms. Nazma Mobarek has received professional trainings on Financial Programming and Policies, Financial Soundness Indicators and Macro-Economic Management and Fiscal Policy from International Monetary Fund (IMF) and Financial Management Training from Asian Development Bank (ADB). She has also received various local trainings in the areas of Law & Administration, Fiscal Economics & Economic Management and Financial Management.



MD. SAYED KUTUB

Director

Northern Electricity Supply Company PLC

Date of appointment to Board

3rd July 2021

Academic Background

- M.Com in Accounting from University of Dhaka in 1993
- B.Com (Hons) in Accounting from University of Dhaka in 1992

Md. Sayed Kutub, Joint Secretary, Ministry of Civil Aviation and Tourism has been appointed as a Director of Northern Electricity Supply Company (NESCO) PLC on 3rd July, 2021 when he was working as Member Administration of Bangladesh Power Development Board. He is also a member of the Audit Committee and Administrative Affairs Committee of NESCO Board.

Mr. Kutub completed his graduation and post-graduation in Accounting from Dhaka University. After completing post-graduation, he joined the Bangladesh Civil Service (Administration) Cadre in 1999. Being a career bureaucrat for more than 22 years, he worked in different level of field administration such as Assistant Commissioner, Senior Assistant Commissioner, Upazila Nirbahi Officer and Additional Deputy Commissioner. He worked as Deputy Secretary of Financial Institution Division under Ministry of Finance from 2015 to 2020. He worked as Member Administration of Bangladesh Power Development Board from 13 June 2021 to 06 October 2022. Before joining in Bangladesh Power Development Board (BPDB), he worked as Director (Training) in Bangladesh Rural Development Board (BRDB). He gathered financial and administrative experience from different fields during his bright career. He attended many training, conferences, seminars, workshops in many international forums. He explored in different countries like USA, China, India, Philippines, Indonesia, Cambodia, Australia, Switzerland, France and Germany etc. for training and business purpose.

In addition to NESCO, he sits on the Board of Directors Coal Power Generation Company Bangladesh (CPGCBL) PLC.

He is married and blessed with two daughters.



ENGR. MD. NAZMUL HAQUE

Director

Northern Electricity Supply Company PLC

Date of appointment to Board

16th August, 2022

Academic Background

- M. Eng. from Bangladesh University of Engineering & Technology in 1992
- Bachelor in Electrical & Electronics Engineering from Bangladesh University of Engineering & Technology in 1987
- HSC in 1980
- SSC in 1978

Membership of Board Committee

- Convener of Procurement & Tender Document Review Committee
- Member of Company Project Steering Committee



MOHAMMAD MOZAMMEL HAQUE

Director

Northern Electricity Supply Company PLC

Date of appointment to Board

30th December 2019

Academic Background

- M.Sc. (Physics), Jahangirnagar University
- B.Sc. (Hons), Jahangirnagar University

Engr. Md. Nazmul Haque, Member (Company Affairs) of Bangladesh Power Development Board (BPDB) joined the Board of NESCO PLC on 16th August, 2022 as BPDB nominee Director.

He took over the charge of Member (Company Affairs) on 1st August 2022. Prior to joining as Member (Company Affairs), he worked as Chief Engineer, Services, Dhaka. He was born on 30th November 1963 in Mymensingh District of Bangladesh.

Mr. Md Nazmul Haque joined in BPDB as Assistant Engineer on 9th March 1988. As Assistant Engineer, Sub-divisional Engineer and Executive Engineer, he worked in Berge Mounted Power Station, Sikalbaha; Siddhirganj Power Station; Computerization Project; Directorate of System Planning; Directorate of Program; Directorate of Design & Inspection – II of BPDB up to November 2015.

In November 2015 to December 2019, Mr. Md Nazmul Haque worked as Director (Superintendent Engineer), Design and Inspection – II; Director, System Planning; Renewable Energy and Research & Development, BPDB, Dhaka. As Chief Engineer he worked in the office of Chief Engineer, Services, BPDB, Dhaka from January 2020 to July 2022.

He visited Kenya, India, China, Germany, South Korea, Switzerland, UAE, Japan, Finland and Thailand for training and professional purposes.

Currently, he is a member of Board of Directors of Bangladesh India Friendship Power Company (Pvt.) Limited.

Mr. Mohammad Mozammel Haque is a Deputy Secretary of Power Division, Ministry of Power, Energy and Mineral Resources. He is an officer of BCS (Administration) Cadre. He started his career as an Assistant Commissioner and Magistrate in Gaibandha District in 2003. He worked as an Assistant Commissioner and Magistrate in Deputy Commissioner's office of Dinajpur District. He served as Assistant Commissioner (Land) of Ishwardi, Pabna. He served as Upazila Nirbahi Officer (UNO) of Purbadhala, Netrokona and Jhenaigati, Sherpur. He also served as Additional Deputy Commissioner (ADC) in Gopalganj District. He has obtained various Local and Foreign Training from different renowned Institutes like Bangladesh Public Administration Training Center (BPATC), Bangladesh Civil Service Administration Academy and National Centre for Good Governance (NCGG), India and so on.



H. M. NURUL ISLAM

Director

Northern Electricity Supply Company PLC

Date of appointment to Board

11th February 2021

Academic Background

- MA in Islamic History & Culture from University of Dhaka
- BA (Hons) in Islamic History & Culture from University of Dhaka

Mr. H. M. Nurul Islam was born on 1st October 1974 in Barishal District. He is an officer of BCS (administration) Cadre. He started his career as an Assistant Commissioner and Magistrate in Tangail District in the year of 2003. He worked as an Assistant Commissioner (Land) in Tangail and Goshairhat, Shariatpur and worked in the field administration in different positions. Then served as Upazila Nirbahi Officer (UNO) in Sujanagar Upazila, Pabna; Shajahanpur Upazila, Bogura and Belkuchi Upazila, Sirajgonj. He was Private Secretary to the Secretary of M/O Land and also Private Secretary to Cabinet Secretary as well.

Mr. H.M. Nurul Islam took part in various foreign trainings along with local training (mandatory) and namely Strategic Planning & Decision Making from Canada, Good Governance In Public Administration from China, Good Governance & Public Policy from Malaysia and Project Management From U.K. He also visited many countries like Australia, South Korea, France, Russia, Germany, U.S.A etc. At present, he is working as Deputy Secretary of Power Division, Ministry of Power, Energy & Mineral Resources.



TAHMINA BEGUM

Director

Northern Electricity Supply Company PLC

Date of appointment to Board

11th February 2021

Academic Background

- BSc (Hons) (Applied Physics and Electronics) From University of Dhaka
- M.Sc. (Applied Physics and Electronics) From University of Dhaka
- Master in Governance and Public Policy, University of Queensland, Australia

Tahmina Begum, Deputy Secretary, Power Division, Ministry of Power, Energy and Mineral Resources is an officer of BCS (Administration) Cadre. She started her career as an Assistant Commissioner and Executive Magistrate in Khulna District in 2003. She served as an Assistant Commissioner (Land) in various upazilas. In her career she served in different Ministries and Divisions. Ministry of Textiles and Jute, Ministry of Public Administration; Public Security Division were her former working places.

She has obtained various Local and Foreign Training form different renowned Institutes like Bangladesh Public Administration Training Center (BPATC), Bangladesh Civil Service Administration Academy, National Institute for Local Government, Administrative Staff College of India, Department of Local Government, Queensland, Australia and so on.



MUKTADIR AZIZ

Director

Northern Electricity Supply Company PLC

Date of appointment to Board

23rd February 2020

Academic Background

- Diploma in Business from Queensland International Business Academy, Australia in 2010
- Master's in Public Administration from the University of Dhaka



DR. MD. ABDUL ALIM

Director

Northern Electricity Supply Company PLC

Date of appointment to Board

7th May 2017

Academic Background

- Ph.D. degree from Okayama University Japan
- M. Engineering Degree from Saitama University, Japan
- B.Sc. in Civil Engineering from RUET, Bangladesh

Mr. Muktadir Aziz is a Deputy Secretary to the Government of the People's Republic of Bangladesh and is currently working as Private Secretary to Dr. Tawfiq-e-Elahi Chowdhury BB, Hon'ble Adviser (Minister) to the Hon'ble Prime Minister for Power, Energy and Mineral Resources Affairs.

Muktadir started his career as a member of the Bangladesh Civil Service in 2005. After receiving training at the Bangladesh Public Administration Training Center (BPATC), he worked as an Assistant Commissioner and Magistrate at Kushtia Collectorate till January, 2009. Then he served as an Assistant Director at BIAM Foundation under the Ministry of Public Administration.

On his return to Bangladesh, he served as a Senior Assistant Secretary to the government (Ministry of Public Administration), and was later posted as Deputy Director, BMET under the Ministry of Expatriates' Welfare and Overseas Employment. Then he worked at the Cabinet Division from 2012-2015 in the same capacity. There he helped to conduct CCEA and CCGP meetings as a desk officer. Later he served as the Upazila Nirbahi Officer (UNO) of Madhupur, Tangail.

Muktadir has participated in various Local and Foreign Training from different renowned institutions like Bangladesh Public Administration Training Center (BPATC), Administration Academy, Bangladesh Military Academy, Administrative Staff College of India in Hyderabad, Lal Bahadur Shastri National Academy of Administration (LBSNAA) at Mussoorie, Uttarakhand, India, Qindao.

Municipal Intellectual Property Service Center in China, JICA counterpart training for Power & Energy Sector in Tokyo, INSTEP, Petronas in Malaysia and Institute of Energy (IE) at Dhaka University.

Prof. Dr. Md. Abdul Alim was born in a respectable Muslim family of Natore District in 1972. He is a former Dean of Civil Engineering Faculty of Rajshahi University of Engineering & Technology (RUET). Dr. Alim joined as Lecturer at RUET in 1998. At present, he has been serving as Professor (Grade-1) in Civil Engineering Department of RUET. During this period, Dr. Alim hold many administrative posts of RUET like Head of Department of Civil Engineering, Head of Department of Building Engineering and Construction Management, Director of Planning & Development, Controller of Examinations, Syndicate Member, and Member of Different Recruiting Committees etc. He has taken part in National and International Conferences at home and abroad and published around 40 papers and articles. He has obtained various Local and Foreign Training from different renowned Institutions.



MD. ABUL KASHEM

Director

Northern Electricity Supply Company PLC

Date of appointment to Board

7th May 2017

Academic Background

→ BA from Carmichael College, Rangpur

Mr. Md. Abul Kashem was born in a respectable Muslim family of Rangpur District in 1960. He is serving as the Vice President of Bangladesh Awami League in Rangpur City and also the running President of Bangladesh Fertilizer Association, Rangpur. He is the former President of Rangpur Chamber of Commerce and Industries. He was the President & Deputy Governor of Rotary Club Rangpur & Treasurer of Rangpur Diabetic Samity. Mr. Md. Abul Kashem served as Treasurer, Bangladesh Awami League, Rangpur. He visited many countries for professional purposes.



ANKUR JIT SHAHA

Director

Northern Electricity Supply Company PLC

Date of appointment to Board

7th October 2020

Academic Background

- M.A from Department of History, University of Dhaka in 1988
- B.A from Rajshahi University in 1986

Mr. Ankur Jit Shaha is one of the directors of the Northern Electricity Supply Company (NESCO) PLC. He was born in a renowned Hindu family in Sirajganj district.

He had actively taken part in student politics in his school life. Being a successful political figure at present, now he is serving as the Deputy Assistant Secretary of Awami League central sub-committee and also an active member of Bangladesh Awami League, Sirajganj district branch.

He also holds the position of Communication Secretary in the Jagannath hall alumni association and is also involved with the alumni association of the Department of History, University of Dhaka. He is the vice president of Bangabandhu Somaj Kallyan Parishad central committee and He is one of the trustees of the Hindu Religious Welfare Trust of the Ministry of Religious Affairs, Government of Bangladesh. Apart from these, he is designated as CEO-2 at the Kumudini Welfare Trust of Bengal PLC Besides his political career, he is also a successful businessman.

Committees of the Board

ADMINISTRATIVE AFFAIRS COMMITTEE

SL	Name & Designation	Ministry/Organization	Position in Board
01	Md. Mohsin Chowdhury Director General (Secretary)	Bangladesh Karmachari Kallyan Board (BKKB)	Convener
02	Md. Sayed Kutub Joint Secretary	Ministry of Civil Aviation and Tourism	Member
03	Tahmina Begum Deputy Secretary	Power Division, Ministry of Power, Energy & Mineral Resources	Member
04	Muktadir Aziz PS to Adviser (Minister) to the Hon'ble Prime Minister for PEMR Affairs	Prime Minister's Office	Member
05	Zakiul Islam Managing Director	NESCO	Member
06	Md. Anisul Islam Company Secretary	NESCO	Member Secretary



Administrative Affairs Committee



ZAKIUL ISLAM

Managing Director

Northern Electricity Supply Company PLC

Date of appointment to Board

30th July 2015

Academic Background

- Post Graduate Diploma from INSEAD, Business School of World Fontainebleau, France & Singapore
- MBA from Royal Roads University, Victoria, BC, Canada
- B.Sc. in EEE from BUET

Mr. Zakiul Islam has been made responsible for the role of Managing Director for Northern Electricity Supply Company (NESCO) PLC, an Enterprise of BPDB, under Power Division since 30th July, 2015.

Prior joining NESCO, he served in NV Phillips, the Netherlands in Bangladesh, as Head of Industrial and Electronics Division. He was an Executive Director at Apex Tannery Group Limited. He performed as Project Manager for Scientific Atlanta, USA project in Saudi Arabia, implementing Satellite & Telecommunication. In addition, he did hold the position of Senior Management Member for Banglalink mobile telecom service.

He was the founding President of Association of Mobile Telecom Operators of Bangladesh (AMTOB) and also a life-time fellow of IEB and governing committee member for e-learning, MFS etc for GSMA, APT, SATRC and ITU. He has attended multiple workshop and trainings on Power distribution systems, AMI, ADMS, GIS at EU, North America and Asia Pacific.

Mr. Zakiul Islam has been awarded with the "National Integrity Strategy (NIS)" award in 2021-2022. Under his direction, NESCO has secured the 1st position in the "Mujib Barsho Beautification Contest 2021" amongst all the utilities in the power division. Within his tenure, NESCO has successfully secured 100% number in APA in consecutive years 2019-20 & 2020-21.

PROJECT STEERING COMMITTEE

SL	Name & Designation	Ministry/Organization	Position in Board
01	Md. Mohsin Chowdhury Director General (Secretary)	Bangladesh Karmachari Kallyan Board (BKKB)	Convener
02	Md. Nazmul Haque Member (Company Affairs)	Bangladesh Power Development Board	Member
03	Mohammad Mozammel Haque Deputy Secretary	Power Division, Ministry of Power, Energy & Mineral Resources	Member
04	H. M. Nurul Islam Deputy Secretary	Power Division, Ministry of Power, Energy & Mineral Resources	Member
05	Tahmina Begum Deputy Secretary	Ministry of Power, Energy & Mineral Resources	Member
06	Dr. Md. Abdul Alim Professor	Civil Engineering Department, Rajshahi University of Engineering & Technology	Member
07	Zakiul Islam Managing Director	NESCO	Member
08	Md. Anisul Islam Company Secretary	NESCO	Member Secretary



Project Steering Committee

AUDIT COMMITTEE

SL	Name & Designation	Ministry/Organization	Position in Board
01	Nazma Mobarek Additional Secretary	Finance Division, Ministry of Finance	Convener
02	Md. Sayed Kutub Joint Secretary	Ministry of Civil Aviation and Tourism	Member
03	H. M. Nurul Islam Deputy Secretary	Power Division, Ministry of Power, Energy & Mineral Resources	Member
04	Ankur Jit Shaha Executive Member	Department of History, University of Dhaka	Member
05	Zakiul Islam Managing Director	NESCO	Member
06	Md. Anisul Islam Company Secretary	NESCO	Member Secretary



Audit Committee

PROCUREMENT & TENDER DOCUMENT REVIEW COMMITTEE

SL	Name & Designation	Ministry/Organization	Position in Board
01	Md. Nazmul Haque Member (Company Affairs)	Bangladesh Power Development Board	Convener
02	Mohammad Mozammel Haque Deputy Secretary	Power Division, Ministry of Power, Energy & Mineral Resources	Member
03	Dr. Md. Abdul Alim Professor	Civil Engineering Department, Rajshahi University of Engineering & Technology	Member
04	Abul Kashem Former Chairman	Rangpur Chamber of Commerce & Industries	Member
05	Zakiul Islam Managing Director	NESCO	Member
06	Md. Anisul Islam Company Secretary	NESCO	Member Secretary



Procurement & Tender Document Review Committee

EDITORIAL COMMITTEE OF NESCO ANNUAL REPORT 2021-22


SL	Name & Designation	Ministry/Organization	Position in Board
01	Md. Sayed Kutub Joint Secretary	Ministry of Civil Aviation and Tourism	Convener
02	Tahmina Begum Deputy Secretary	Power Division, Ministry of Power, Energy & Mineral Resources	Member
03	Muktadir Aziz PS to Adviser (Minister) to the Hon'ble Prime Minister for PEMR Affairs	Prime Minister's Office	Member
04	Zakiul Islam Managing Director	NESCO	Member
05	Salma Khatun Executive Director (Administration and Human Resource Development)	NESCO	Member Secretary



Editorial Committee of NESCO Annual Report 2021-22

Profile of the Company

01 Name	Northern Electricity Supply Company PLC
02 Date of Registration	3 rd August 2005
03 Certification of Incorporation Number	C-58433/(439)/05
04 Commencement of Operation	1 st October 2016
05 VAT Registration Number	001293137-1101
06 Taxpayer's Identification Number	328135896520
07 Human Resources	2682 Employees
08 Trade License Number	05-B-0516
09 Geographical Area	Rajshahi Division and Rangpur Division comprising of 16 districts and 39 upazilas excluding REB areas.
10 Number of Distribution Offices	55



Profile of the Company

11 Total Number of Customers	18,13,337 (June-2022)
12 Monthly Electricity Import (Average)	370.002 M kWh (FY-2021-2022)
13 Monthly Electricity Purchase (Average)	Tk. 187.89 Crore (FY-2021-2022)
14 Monthly Electricity Sold (Average)	333.313 M kWh (FY-2021-2022)
15 Monthly Electricity Sold (Average)	Tk. 235.05 Crore (FY-2021-2022)
16 System Loss	9.92 % (FY-2021-2022)
17 Maximum Load Demand	Max Demand 856 MW
18 Authorized Capital	Tk. 5000 (Five Thousand) Crore (50 Crore Shares @ Tk.100 each)
19 Paid-up Capital	Tk. 1,540,91,36,500 (1540,91,365 shares @ Tk. 100 each)
20 Fixed Asset	Tk. 2714.40 Crore

Profile of the Company

21 Current Asset
Tk. 1056.60 Crore

22 Total Asset
Tk. 3771.01 Crore

23 Equity
Tk. 1715.41 Crore

24 Non-Current Liabilities
1285.35 Crore

25 Current Liabilities
Tk. 770.26 Crore

26 Total Equity and Liabilities
Tk. 3771.01 Crore

27 Net Profit after Tax
Tk. 31.12 Crore

28 Current Ratio
1.37: 1

29 Quick Ratio
1.14 : 1

Northern Electricity Supply Company PLC



Achievements



নর্দান ইলেকট্রিসিটি সাপ্লাই কোম্পানী লিমিটেড

১৫ আগস্ট স্মরণে
কাঁদো বাথলি কাঁদো



Mr. Nasrul Hamid MP, Hon'ble State Minister, MPEMR handing over the "Integrity Award" for the Fiscal Year 2021-22 to Mr. Zakiul Islam, Managing Director of NESCO PLC.

Respected Secretary of Power Division handing over the first prize in beautification as a part of Mujib Centenary Celebration to Managing Director, NESCO PLC.



Respected Secretary of Power Division receiving the dividend check from the Managing Director of NESCO PLC

Senior Management



ZAKIUL ISLAM
Managing Director



SAYED GOLAM AHAMMAD, FCMA
Executive Director (Finance)



SALMA KHATUN
Executive Director
HR & Administration



MD. ABDUR RASHID
Executive Director (in charge)
Technical & Operation



ENGR. MD. ZAKIR HOSSAIN
Chief Engineer (in charge)
Rangpur



ENGR. MOKHLESUR RAHMAN
Chief Engineer (in charge)
Planning and Development



ENGR. MD. MIZANUR RAHMAN
Chief Engineer (in charge)
Engineering



MD. ANISUL ISLAM
Company Secretary

SAYED GOLAM AHAMMAD, FCMA

Sayed Golam Ahammad, B. Com (Hons.), M. Com, PGDFIM, LLB, PGT (UK), MBA, FCMA joined the Northern Electricity Supply Company PLC on 17th November 2017 as Executive Director Finance before that he worked for Bangladesh Steel and Engineering Corporation, Bangladesh Small & Cottage Industries Corporation, Department of Social Services – United Nations Development Programme Project, Bangladesh Cricket Board, Dhaka WASA, Rupayan Group, Super Star Group, in total 28 years.

SALMA KHATUN

Salma Khatun joined NESCO PLC as Executive Director (HR & Administration) on November 28, 2021. She is a Deputy Secretary and belongs to 22nd batch of Bangladesh Civil Service (Administration) cadre. Before joining NESCO PLC she served as Deputy Land Reforms Commissioner in Rajshahi Division with great commitment and dedication.

At her early career Salma Khatun worked in different levels of field administration. Her work-life started as an Assistant Commissioner and Magistrate in Tangail district in 2003. She worked as a Senior Assistant Commissioner in Natore and Chapainawabganj districts. She served as Upazila Nirbahi Officer (UNO) of Pabna Sadar and Singra upazila, Natore. She also got the opportunity to serve people as Additional Deputy Commissioner (ADC) and worked as Deputy Director of Local Government (DDLG). She attended several training both domestic and foreign.

ENGR. MD. ABDUR RASHID

Engr. Md. Abdur Rashid is responsible as the Chief Engineer, Distribution Zone, of Northern Electricity Supply Company PLC, an Enterprise of Bangladesh Power Development Board (BPDB) Since 23 January, 2020. He acts as a member of the Management Team of the company to assist the Managing Director for overall co-ordination of Company's electricity distribution management of Rajshahi and Rangpur Division under NESCO area. He also acted as Executive Director (Technical) (Additional Charge) from 06 February, 2020 to 02 July, 2020 and from 19 June, 2022 to till the date. He graduated in Electrical & Electronic Engineering from Bangladesh Institute of Technology (BIT), now it is named as Rajshahi University of Engineering and Technology (RUET) obtaining first class and placed 3rd position in his batch. He joined as an Assistant Engineer in Bangladesh Power Development Board in 1988 and subsequently promoted as a Sub-Divisional Engineer, Executive Engineer, Superintending Engineer and Chief Engineer and served various departments near about 34 years of his service and was responsible of implementation of various distribution projects under BPDB as well as NESCO.

ENGR. MD. ZAKIR HOSSAIN

Engr. Md. Zakir Hossain is currently serving as Chief Engineer, Distribution Zone, Rangpur. He supervises the electricity distribution system of Rangpur division under NESCO. Graduating in Mechanical Engineering from former Bangladesh Institute of Technology (presently DUET), Md. Zakir Hossain joined Bangladesh Power Development Board (BPDB) as an Assistant Engineer, subsequently promoted as sub-divisional Engineer, Executive Engineer, Superintending Engineer and served in various departments with nearly 28 years of service experience and was responsible for execution of various projects.

ENGR. MOKHLESUR RAHMAN

Engr. Md. Mokhlesur Rahman is working as a Chief Engineer (Additional Charge), Planning and Development Department of Northern Electricity Supply Company PLC, an Enterprise of Bangladesh Power Development Board (BPDB) since 12 October 2022. He graduated in Mechanical Engineering from Bangladesh University of Engineering and Technology, Dhaka in 1993 obtaining first class. He achieved Master's degree from Islamic University of Technology, Gazipur in 1996 and achieved MBA degree from Bangladesh Open University in 2002.

He works as a team leader of all kind of future Planning including system development, project planning, civil works and oversees the project work and all kind of development works considering future need of NESCO. He also works closely with Design and Inspection Department to ensure standard quality of distribution system. He joined as an Assistant Engineer in Bangladesh Power Development Board in 1997 and later worked as a Sub-Divisional Engineer, Executive Engineer, Superintending Engineer in various capacities for about 25 years in BPDB and NESCO.

ENGR. MD. MIZANUR RAHMAN

Engr. Md. Mizanur Rahman is serving as Chief Engineer (Engineering) in Northern Electricity Supply Company (NESCO) PLC, an Enterprise of Bangladesh Power Development Board (BPDB). He is responsible for the supervision of the overhead offices such as Procurement, System Protection, Energy Efficiency, Zonal Repairing Workshop, and Customer Care Service. He completed his graduation in Electrical & Electronic Engineering from Rajshahi University of Engineering and Technology (RUET). He joined Bangladesh Power Development Board in 1998 as an Assistant Engineer. Starting from there he served in several departments playing different strategic roles in his eventful service life of 24 years continuing to the current position in NESCO PLC. He has been responsible as departmental head of vital departments like Procurement, Powerplants, and Repairing Workshop both in BPDB and NESCO PLC.

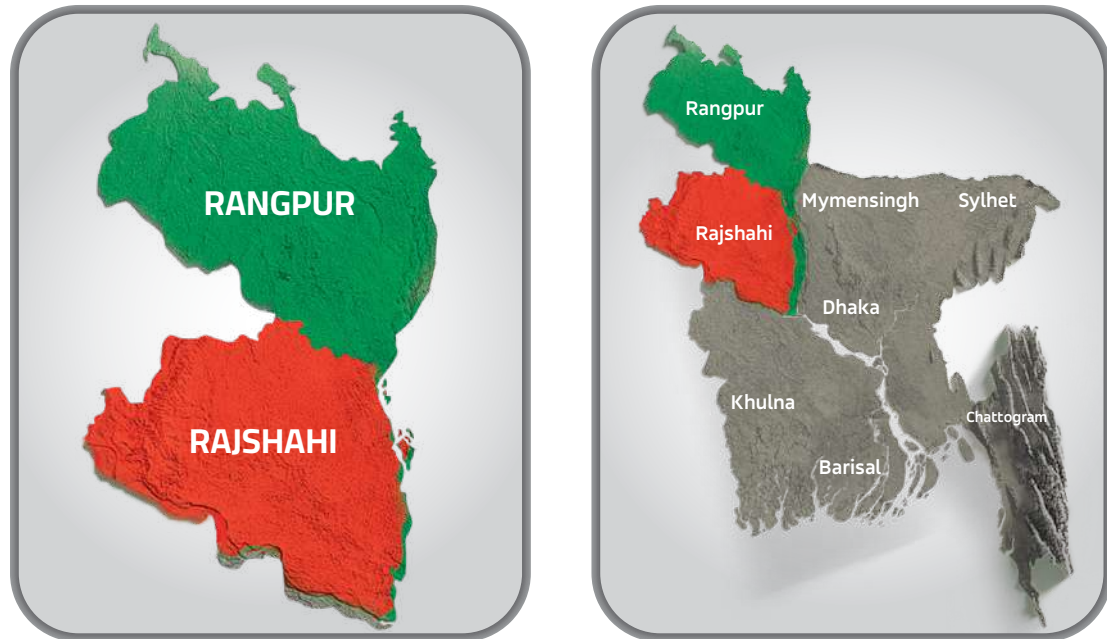
MD. ANISUL ISLAM

Md. Anisul Islam is a Senior Assistant Secretary and Company Secretary to the Northern Electricity Supply Company PLC.

He is an officer of BCS (Administration) Cadre. He started his career as an Assistant Commissioner in Deputy Commissioner's office of Chattogram District in the year of 2013. He served as Assistant Commissioner (Land) in Kapasia Upazila, Gazipur and Siddhirganj Revenue Circle, Narayanganj. He served as Upazila Nirbahi Officer (UNO) in Alfadanga Upazila, Faridpur and Barura Upazila, Cumilla.

He has obtained various Local and Foreign Skill Development Training from different renowned institutes like Bangladesh Public Administration Training Centre (BPATC), Bangladesh Civil Service Administration Academy (BCSAA), Land Administration training Centre (LATC) and Lal Bahadur Shastri National Academy of Administration (LBSNAA), India and so on.

Operational Area



DISTRICTS

Rajshahi Division

1. Rajshahi
2. Natore
3. Chapainawabganj
4. Pabna
5. Sirajganj
6. Bogura
7. Naogaon
8. Joypurhat

Rangpur Division

1. Rangpur
2. Dinajpur
3. Gaibandha
4. Kurigram
5. Lalmonirhat
6. Nilphamari
7. Thakurgaon
8. Panchagarh

DISTRIBUTION ZONE RAJSHAHI

District	City Corporation	Upazilas	Municipalities
Rajshahi	Rajshahi City Corporation	Paba, Godagari, Tanore	Nowhata, Katakali, Tanore, Godagari
Rajshahi	Rajshahi City Corporation	Paba, Godagari, Tanore	Nowhata, Katakali, Tanore, Godagari
Natore		Natore Sadar	Natore
Chapainawabganj		Chapainawabganj Sadar, Shibganj, Gomastapur, Nachol	Chapainawabganj, Rohanpur, Shibganj, Nachol
Pabna		Pabna Sadar, Ishwardi	Pabna, Ishwardi
Sirajganj		Sirajganj Sadar	Sirajganj
Bogura		Bogura Sadar, Sherpur, Dhupchachia, Shibganj, Adomdighi, Kahalu	Bogura, Sherpur, Shibganj, Dhupchachia, Kahalu, Talora, Santahar
Naogaon		Naogaon Sadar	Naogaon
Joypurhat		Joypurhat Sadar	Joypurhat

DISTRIBUTION ZONE RANGPUR

District	City Corporation	Upazilas	Municipalities
Rangpur	Rangpur City Corporation		
Gaibandha		Gaibandha Sadar, Gobindaganj, Polashbari	Gaibandha, Gobindaganj, Polashbari
Kurigram		Kurigram Sadar	Kurigram
Lalmonirhat		Lalmonirhat Sadar, Kaliganj, Hatibandha, Patgram	Lalmonirhat, Patgram
Nilphamari		Nilphamari Sadar, Saidpur, Jaldhaka, Domar, Kishoreganj	Nilphamari, Jaldhaka, Domar, Saidpur
Dinajpur		Dinajpur Sadar, Parbatipur, Fulbari, Bochaganj	Dinajpur, Fulbari, Setabganj, Parbatipur
Thakurgaon		Thakurgaon Sadar	Thakurgaon
Panchagarh		Panchagarh Sadar, Tetulia	Panchagarh

Directors' Report



Honorable Shareholders

On behalf of the Board of Directors, I would like to welcome you all to the 17th Annual General Meeting (AGM) of Northern Electricity Supply Company (NESCO) PLC. On this momentous occasion, I have immense pleasure to brief you on the company's performance, as well as the Audited financial statements and Auditor's report for the Financial Year 2021-2022.

Company Information

Company Formation

Northern Electricity Supply Company (NESCO) PLC was registered with Registrar of Joint Stock Companies and Firms (RJSC) as North-West Zone Power Distribution Company Ltd. (NWZPDCL) on 3rd August 2005 as per Company Act 1994.

On August 1, 2016, NWZPDCL and BPDB signed a Memorandum of Understanding (MOU) and a Provisional Power Sales and Purchase Agreement (PSPA). Afterwards, on 1st October 2016, NESCO commenced its commercial operations. On September 12, 2017 NWZPDCL was officially renamed into Northern Electricity Supply Company Limited. As per the Company Act amendment of 2020 and approval of 103rd Board Meeting the word 'PLC' was added after the name of the company.

Nature of Business

According to the 2016 Power Sector Master Plan (PSMP 2016), the government intends to:

- Systematize and reinforce distribution system
- Convert an existing distribution system to a modern distribution network by implementing GIS, DAS, and SCADA.
- Expand SMART Meter coverage to all consumers

To reach the targets set by the government, NESCO is working in its jurisdiction to ensure quality, uninterrupted and affordable electricity to its consumers. To meet the increasing demand of electricity, NESCO follows the instructions of the Power Division. In addition to that, it is sincerely working to achieve the Sustainable Development Goals (SDGs) (Delta Plan 2100) and to fulfill the pledge of the Hon'ble Prime Minister Sheikh Hasina:

“শেখ হাসিনার উদ্যোগ, ঘরে ঘরে বিদ্যুৎ”

Jurisdiction

Northern Electricity Supply Company (NESCO) PLC, a subsidiary of the Bangladesh Power Development Board (BPDB), was established with the objectives of distributing and supplying electricity to the city and municipal areas in Rajshahi and Rangpur divisions. These include 2 city corporations, 16 districts, 39 upazilas, and 37 municipalities.

Capital Structure

Authorized Capital : Tk. 5,000 Crore divided into 50 Crore Ordinary Shares of Tk. 100 each.
Paid Up Capital: Tk. 1,540,91,36,500/= divided into 15,40,91,365 Ordinary Shares of Tk. 100 each.

Shareholders

Northern Electricity Supply Company (NESCO) PLC was incorporated as a public Limited Company by shares, on 3rd August 2005 with an Authorized Capital of TK.2,500,000,000/= divided into 25,000,000 ordinary shares of Tk.100 each and paid up Capital of TK. 999,900/= divided into 9,999 ordinary shares of Tk.100 each. It is an Enterprise of Bangladesh Power Development Board (BPDB).

By the decision of the 3rd Extra-Ordinary General Meeting held at December 29, 2021 NESCO PLC. Increased its Authorized Capital of TK.5,000,00,00,000/= (Five Thousands Crore) divided into 5,00,000,000 (Fifty Crore) ordinary shares of Tk.100 each. By the decision of 136th Board Meeting held at March 28, 2022 NESCO PLC increased paid up capital from TK. 999,900.00 divided into 9,999 ordinary shares of Tk.100 each per share to 1,540,91,36,500/= divided into 15,40,91,365 ordinary shares of Tk.100 each per share.

SL	Name of Shareholders	Number of Share
1	Secretary, Power Division, Ministry of Power, Energy and Mineral Resources	36,357,367
2	Chairman, Bangladesh Power Development Board.	117,733,911
3	Member (Administration), Bangladesh Power Development Board.	10
4	Member (Finance), Bangladesh Power Development Board.	10
5	Member (Company Affairs), Bangladesh Power Development Board.	10
6	Member (P & D), Bangladesh Power Development Board.	10
7	Member (Generation), Bangladesh Power Development Board.	10
8	Member (Distribution), Bangladesh Power Development Board.	10
9	General Manager (Commercial Operation), Bangladesh Power Development Board.	5
10	Controller (Finance & Accounts), Bangladesh Power Development Board.	5
11	Secretary (Board), Bangladesh Power Development Board.	5
12	Director (Finance), Bangladesh Power Development Board.	5
13	Chairman, Board of Directors, NESCO PLC	1
14	Finance Division, Ministry of Finance	1
15	University of Rajshahi	1
16	IEB, Rajshahi Center Rajshahi	1
17	Rajshahi Chamber of Commerce & Industries, Rajshahi	1
18	Rajshahi City Corporation	1
19	Managing Director, NESCO PLC	1
Total Nos of Share		154,091,365

Board of Directors

According to the nomination of the Power Division, Ministry of Power, Energy and Mineral Resources (MPEMR) the Board's current formation is as follows:

S.N.	Name & Designation	Ministry/Organization	Position
1	Md. Mohsin Chowdhury Director General (Secretary)	Bangladesh Karmachari Kallyan Board (BKKB)	Chairman
2	Nazma Mobarek Additional Secretary	Finance Division, Ministry of Finance	Director
3	Md. Sayed Kutub Joint Secretary	Ministry of Civil Aviation and Tourism	Director
4	Md. Nazmul Haque Member (Company Affairs),	Bangladesh Power Development Board	Director
5	Mohammad Mozammel Haque Deputy Secretary	Power Division, Ministry of Power, Energy & Mineral Resources	Director
6	H. M. Nurul Islam Deputy Secretary	Power Division, Ministry of Power, Energy & Mineral Resources	Director
7	Tahmina Begum Deputy Secretary	Power Division, Ministry of Power, Energy & Mineral Resources	Director
8	Muktadir Aziz PS to Adviser (Minister) to the Hon'ble Prime Minister for PEMR Affairs	Prime Minister's Office	Director
9	Dr. Md. Abdul Alim Professor	Civil Engineering Department, Rajshahi University of Engineering & Technology	Director
10	Abul Kashem Former Chairman	Rangpur Chamber of Commerce & Industries	Director
11	Ankur Jit Shaha Executive Member	Department of History, University of Dhaka	Director
12	Zakiul Islam Managing Director	NESCO	Managing Director
13	Md. Anisul Islam Company Secretary	NESCO	Member Secretary



Board of Directors' Meeting

Statutory Auditor

The financial statements for the fiscal years 2021-22 were audited by Aziz Halim Khair Choudhury (Chartered Accountants), House # 64, (1st and 2nd Floor), Road # 12A, Dhanmondi, Dhaka-1209.

Rotation of Directors

Section 91 (2) of the Company Act 1994 establishes the following guidelines for Director Rotation:

(2) Notwithstanding anything contained in the articles of a company other than a private company not less than one third of the whole number of directors shall be persons whose period of office is liable to determination at any time by retirement of director's rotation.

In compliance with the above mentioned Section 91 (2) the Board of Directors of NESCO has the obligation to retire one third of the Directors whose period of office are higher is given below:

S.N.	Name & Designation	Organization	Position	Joining date
1	Muktadir Aziz PS to Adviser (Minister) to the Hon'ble Prime Minister for PEMR Affairs	Prime Minister's Office	Director	23/02/2020
2	Md. Sayed Kutub Joint Secretary	Ministry of Civil Aviation and Tourism	Director	18/04/2021
3	Md. Nazmul Haque Director	Bangladesh Power Development Board	Director	12/12/2019
4	H. M. Nurul Islam Deputy Secretary	Ministry of Power, Energy & Mineral Resources	Director	11/02/2021

The above mentioned Directors will retire from the Board in compliance with the Section 91 (2) of Company Act 1994 & Section 83 & 84 of Article of Association (AOA) of NESCO & statutory requirement of RJSC and they may, if eligible as per Section 85, be re-elected in 17th Annual General Meeting of the Company.

Technical and Commercial Highlights

(For Last Five years)

Particulars	2017-18	2018-19	2019-20	2020-21	2021-22
132/33 KV Grid Substations	17	19	19	21	23
33/11 KV Sub-station (No)	63	63	64	69	77
Capacity of 33/11 KV Sub-Station (MVA)	1249.38/ 1599.88	1392.12/ 1892.47	1408.12/ 1912.47	1512.12/ 2045.47	1906/ 2541
Maximum Demand (MW)	770	790	810	830	856
33KV Overhead Line (KM)	1099.41	1110.45	1301.98	1455.48	1480
11KV Overhead Line (KM)	5843.22	5925.62	6284.78	6819.43	6,937
11/0.4 KV Overhead Line (KM)	5550	5670	5820	6906	7304
0.4 KV Overhead Line (KM)	6399	6775	7745	7386	8470
Distribution Transformer (No.)	7526	7850	9072	9484	10200
33 KV Feeder (Nos)	78	85	87	92	104
11 KV Feeder (Nos)	270	303	320	335	377

Commercial

Particulars	2017-18	2018-19	2019-20	2020-21	2021-22
Energy Import (MKWh)	3627.276	3916.51	3937.548	4220.737	4440.025
Energy Sales (MKWh)	3214.368	3504.925	3517.668	3778.511	3999.757
Energy Purchase (MTk)	18461.10	18709.90	19515.60	22603.700	23805.400
Energy Sales (MTk.) (Gross Billed)	20752.61	23147.937	23878.965	27100.37	28687.540
System Loss (%)	11.38	10.51	10.66	10.48	9.92
Bill Collection Ratio (%)	96.89	100.44	98.24	99.45	101.63
C.I. Ratio (%)	85.05	88.13	87.36	89.03	91.55
Consumer Nos. (June '22)	13,78,258	14,77,886	15,68,982	16,89,295	18,13,337
Billing Rate	6.46	6.60	6.79	7.16	7.05
Receivable EQ. Bill Month	3.14	3.01	3.18	2.97	2.56

FINANCIAL COMPARATIVE ANALYSIS (FIVE YEARS)

Comparative analysis in Figure

Figure in Crore (Tk)

Particulars	2017-18	2018-19	2019-20	2020-21	2021-22
Revenue from Operation	2,077.64	2,313.62	2,390.73	2,710.04	2,875.05
Energy Sales	2,051.67	2,282.99	2,357.97	2,666.57	2,820.54
Cost of Sales	1,846.11	1,870.99	1,951.56	2,260.37	2,380.54
Gross Profit	231.53	442.63	439.17	449.67	494.49
Operating Expenses	328.89	443.63	435.61	430.36	451.04
Operating Profit/(Loss)	(97.36)	(1.00)	3.56	19.31	43.46
Financial Expenses	-	16.57	17.41	13.36	13.22
Exchange Fluctuation (Gain/Loss)	-	-	-	-	-
Non-Operating Income	18.92	26.54	35.58	29.91	20.88
Provision for WPPF	-	0.43	1.03	1.71	2.43
Taxation	-	2.14	14.18	16.31	17.57
Net Profit for the year	(78.45)	6.41	6.52	17.85	31.12
Retained Earnings	(313.41)	(307.00)	(300.48)	(282.62)	(251.58)
Cash Dividend (Declared/Proposed)	-	-	100% Paid up Capital	50% Paid up Capital	-
Un-appropriated profit carry forward	(313.41)	(307.00)	(300.48)	(282.73)	(251.63)

Financial Ratios

Comparative ratio analysis

Particulars	2017-18	2018-19	2019-20	2020-21	2021-22
Current Ratio	1.77	1.71	1.66	1.52	1.37
Quick Ratio	1.61	1.57	1.45	1.32	1.14
Debt/Equity Ratio	3.74	3.64	2.15	1.67	1.20

Particulars	2017-18	2018-19	2019-20	2020-21	2021-22
Accounts Receivable (Months Equivalent to Sales)	3.14	3.01	2.76	2.97	2.56
Cost of Sales to Operating Revenue	88.86%	80.87%	81.63%	83.41%	82.80%
Gross Margin/Sales Ratio	11.28%	19.39%	18.62%	16.86%	17.53%
Operating Margin/Sales Ratio	-4.75%	-0.04%	0.15%	0.72%	1.54%
Net Income/Sales Ratio	-3.82%	0.28%	0.28%	0.67%	1.10%
Return on Asset	-3.17%	0.26%	0.24%	0.54%	0.83%
Return on Equity	-15.06%	1.22%	0.74%	1.43%	1.81%
Number of Share	9,999	9,999	9,999	9,999	15,40,91,365
Net Asset Value per Share (Tk.)	5,20,942	5,27,355	8,76,937	12,47,463	111
Net Operating Cash Flow per Share (Tk.)	65,533	(20,985)	6,709	6,663	(12)
Earnings Per Share (Tk.)	(78,456)	6,412	6,518	17,860	2.02

CONTRIBUTION TO THE NATIONAL EXCHEQUER

Comparative analysis in amount

Figure in Crore (Tk.)

VAT and Income Tax	2017-18	2018-19	2019-20	2020-21	2021-22
VAT from Electricity Bills	100.53	113.98	114.74	132.21	142.18
VAT from contractors/Suppliers Bills	3.58	3.24	3.23	7.33	7.61
Income Tax deduction at source	0.90	1.37	2.24	2.75	1.89
Corporate Income Tax	-	2.14	14.18	16.31	17.57
Contribution to Government Treasury	105.01	120.72	134.38	158.59	169.25

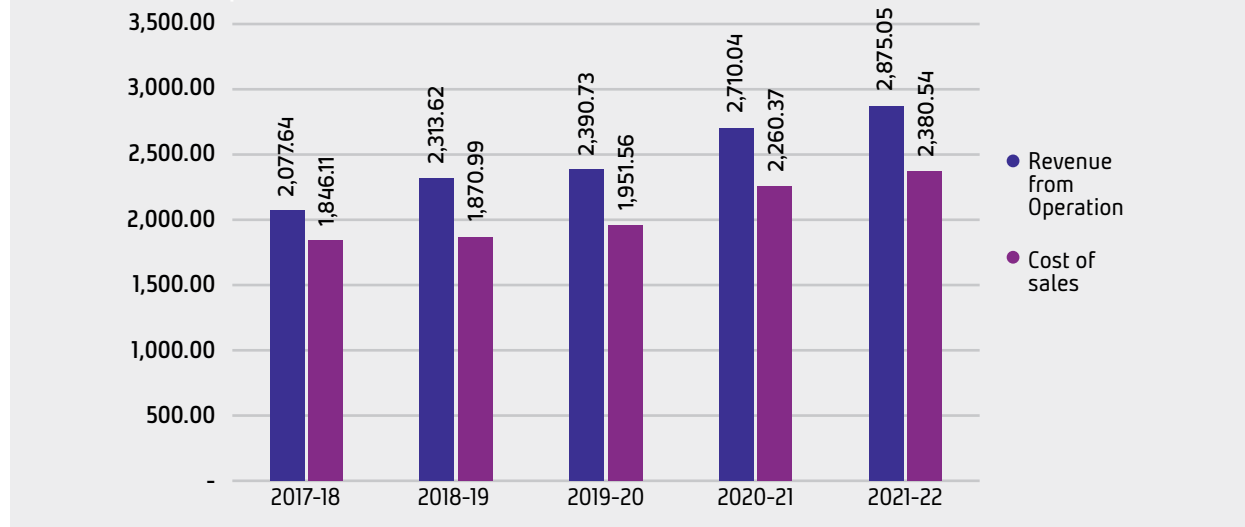
Revenue from Operation & Cost of Sales

During financial year 2021-22, ended 30th June 2022 the Revenue from Operation is Tk. 2,875.05 Crore and Cost of Sales is Tk. 2,380.54 Crore. The last Five years comparative figures are given below:

Figure in Crore (Tk.)

Particulars	2017-18	2018-19	2019-20	2020-21	2021-22
Revenue from Operation	2,077.64	2,313.62	2,390.73	2,710.04	2,875.05
Cost of Sales	1,846.11	1,870.99	1,951.56	2,260.37	2,380.54

Revenue from Operation & Cost of Sales



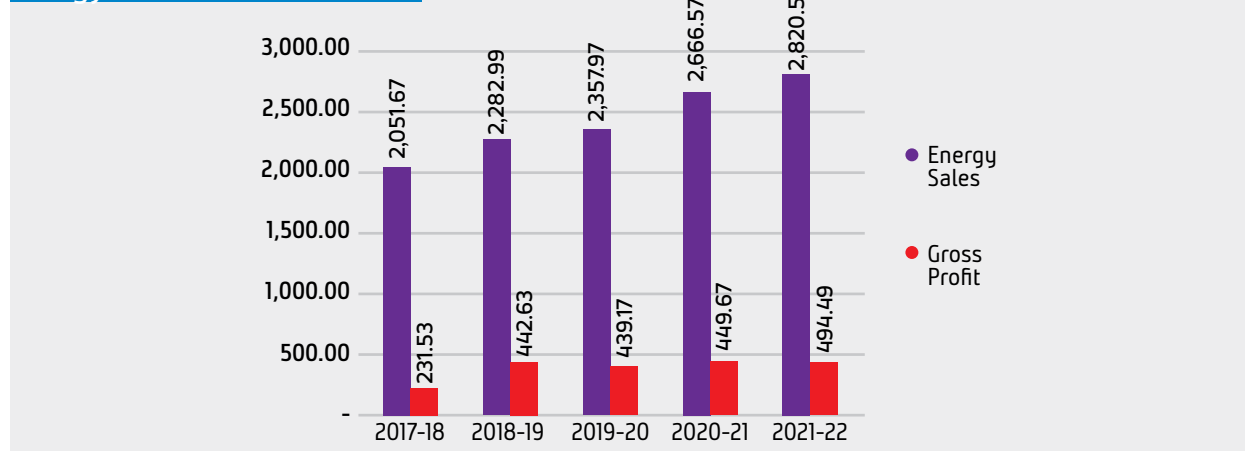
Energy Sales and Gross Profit

During financial year 2021-22, ended 30th June 2022 the Energy Sales is Tk. 2,820.54 Crore and Gross Profit is Tk. 494.49 crore. The last Five years comparative figures are given below:

Figure in Crore (Tk.)

Particulars	2017-18	2018-19	2019-20	2020-21	2021-22
Energy Sales	2,051.67	2,282.99	2,357.97	2,666.57	2,820.54
Gross Profit	231.53	442.63	439.17	449.67	494.49

Energy Sales and Gross Profit



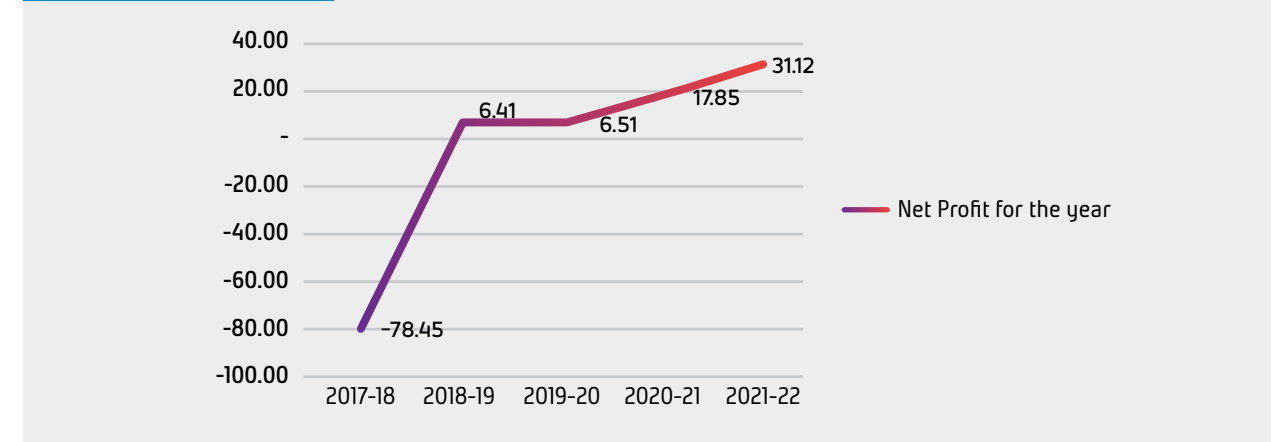
Net Profit/(Loss)

The NESCO PLC earned Tk. 31.12 Crore as net profit after tax during financial year 2021-22, ended 30th June 2022. The last Five years comparative figures are given below:

Figure in Crore (Tk.)

Particulars	2017-18	2018-19	2019-20	2020-21	2021-22
Net Profit for the year	(78.45)	6.41	6.51	17.85	31.12

Net Profit for the year

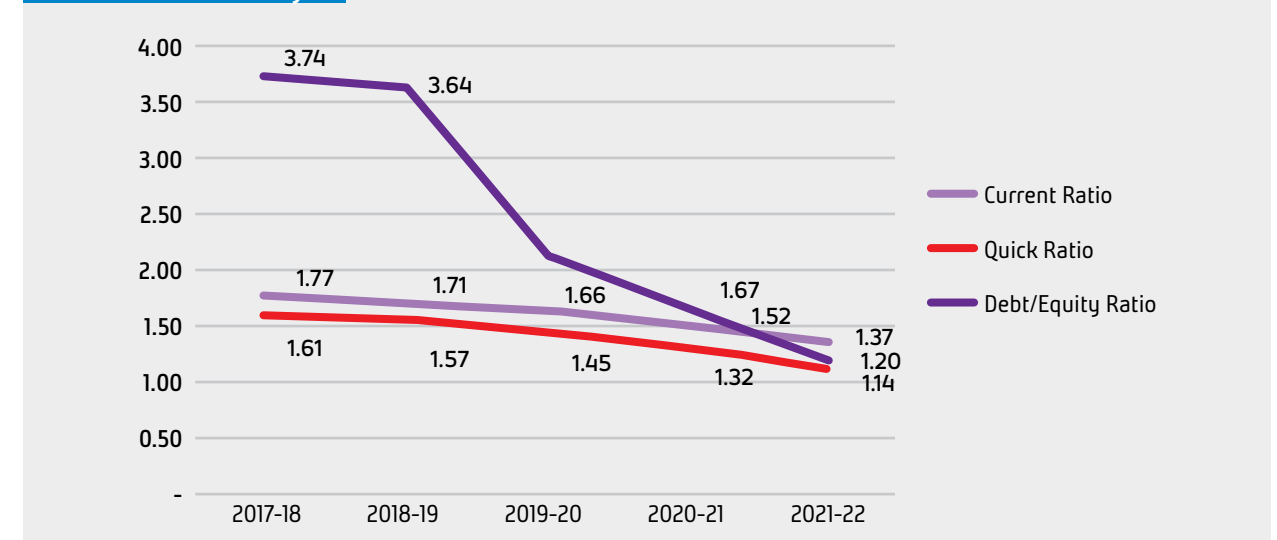


Financial Ratio Analysis

Financial ratios are indicators of financial strength/weakness of an organization like NESCO. Some of these are presented below to reflect NESCO's financial position:

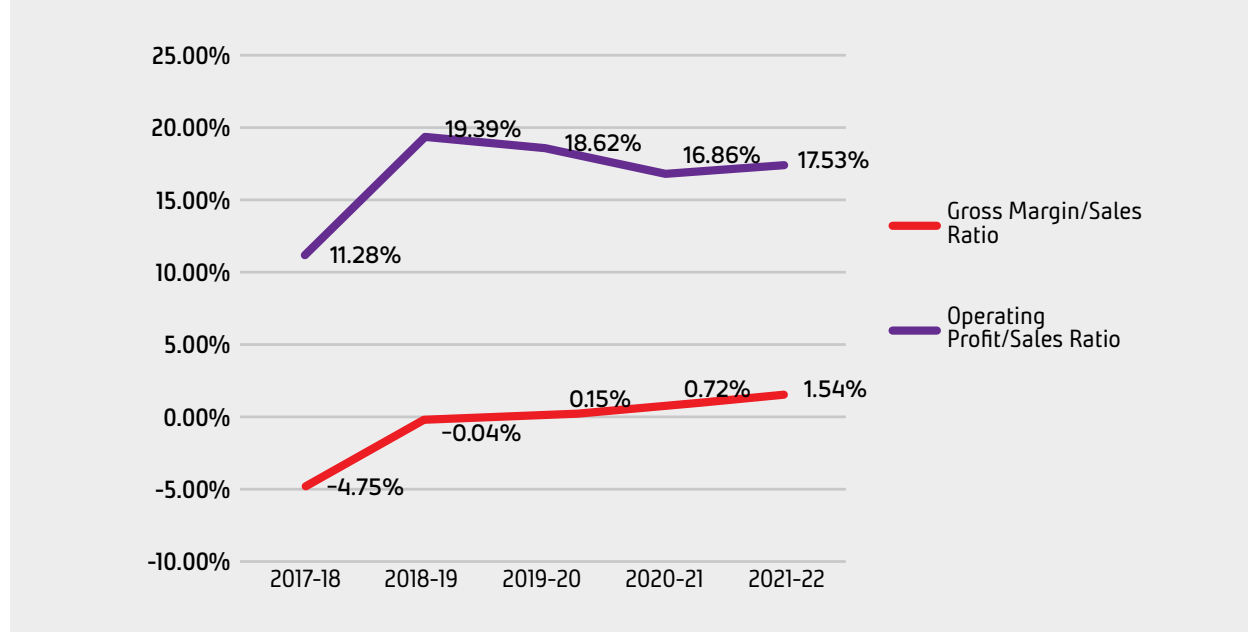
Particulars	2017-18	2018-19	2019-20	2020-21	2021-22
Current Ratio	1.77	1.71	1.66	1.52	1.37
Quick Ratio	1.61	1.57	1.45	1.32	1.14
Debt/Equity Ratio	3.74	3.64	2.15	1.67	1.20

Financial Ratio Analysis



Particulars	2017-18	2018-19	2019-20	2020-21	2021-22
Gross Margin/Sales Ratio	11.28%	19.39%	18.62%	16.86%	17.53%
Operating Profit/Sales Ratio	-4.75%	-0.04%	0.15%	0.72%	1.54%

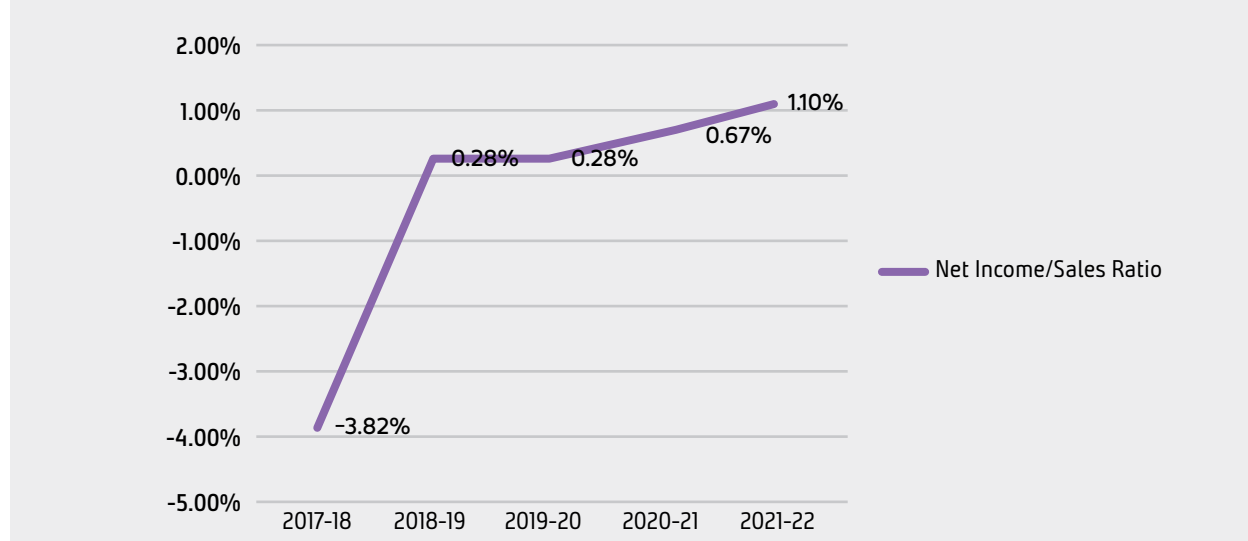
Financial Ratio Analysis



Net Income to sales ratio

Particulars	2017-18	2018-19	2019-20	2020-21	2021-22
Net Income/Sales Ratio	-3.82%	0.28%	0.28%	0.67%	1.10%

Net Income/Sales Ratio

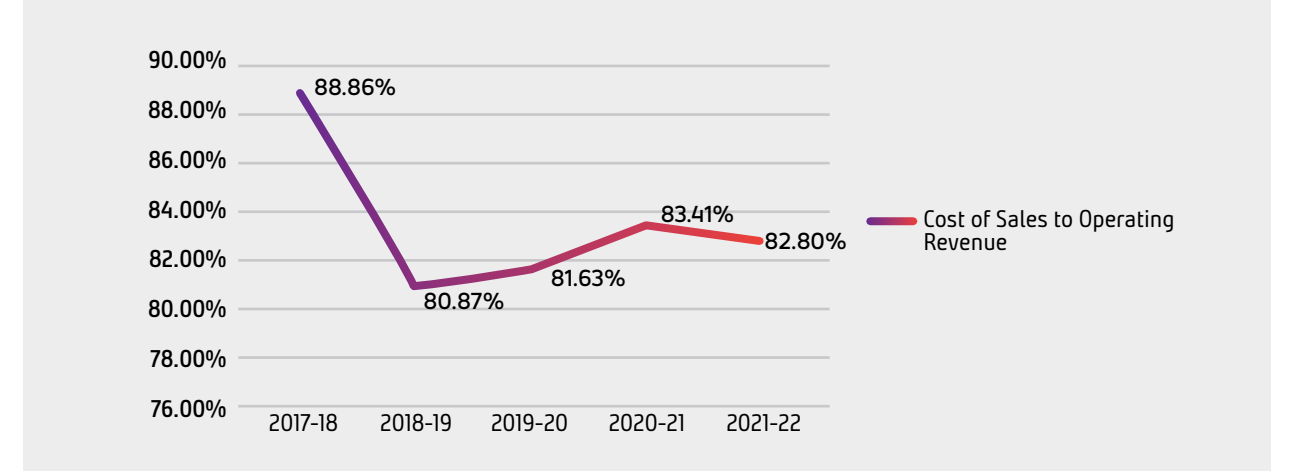


Cost of Energy Sales to Operating Revenue

At FY 2017-18 NESCO's Cost of Sales to Operating Revenue was 88.86% after tremendous effort the Cost of Sales to Operating Revenue has been improved as 82.80% from the financial year 2021-22. The trends are shown below:

Particulars	2017-18	2018-19	2019-20	2020-21	2021-22
Cost of Sales to Operating Revenue	88.86%	80.87%	81.63%	83.41%	82.80%

Cost of Sales to Operating Revenue

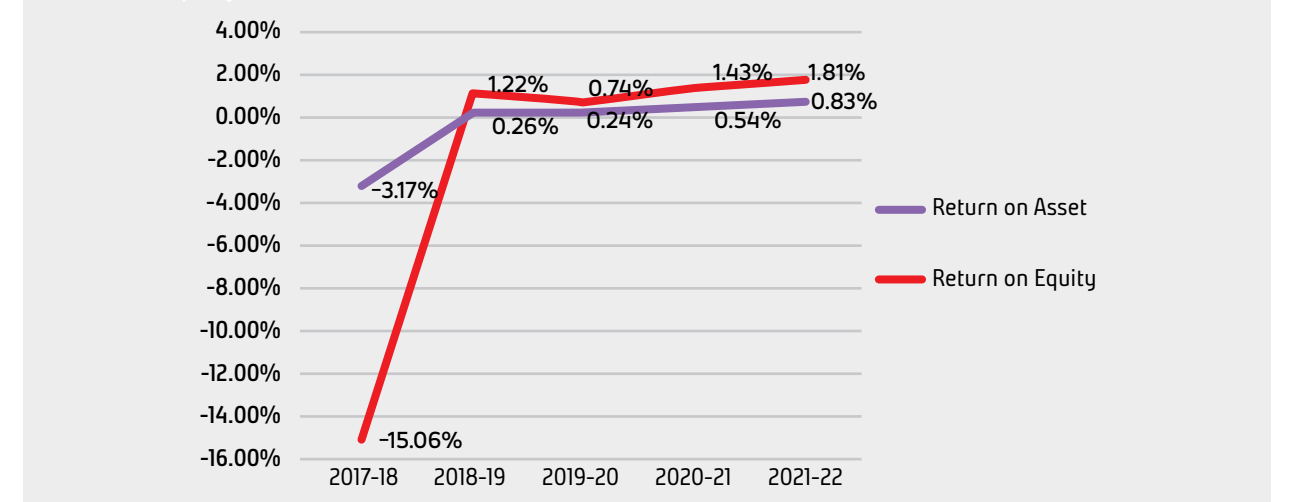


Assets & Equity Ratio

Assets & Equity of NESCO are gradually increasing. In the financial year 2021-22 Assets & Equity in NESCO are 0.83% & 1.81% respectively. The trends are shown below:

Particulars	2017-18	2018-19	2019-20	2020-21	2021-22
Return on Asset	-3.17%	0.26%	0.24%	0.54%	0.83%
Return on Equity	-15.06%	1.22%	0.74%	1.43%	1.81%

Assets & Equity Ratio

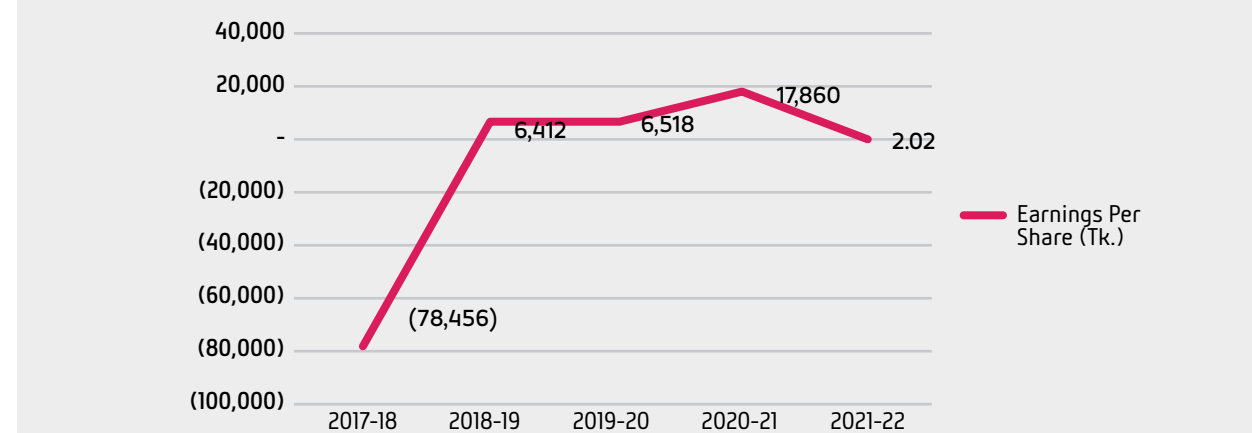


Earnings Per Share (EPS)

At FY 2017-2018, Earnings per Share (EPS) was negative Tk. 78,456. After One year the EPS turns into positive. The last Five years comparative figures are given below:

Particulars	2017-18	2018-19	2019-20	2020-21	2021-22
Earnings Per Share (Tk.)	(78,456)	6,412	6,518	17,860	2.02

Earnings Per Share (Tk.)



Dividend

Based on the performance of the Company, the Board of Directors of Northern Electricity Supply Company PLC has recommended Tk. 0.10 per share, amounting in total Tk. 1,54,09,136.50 (One crore fifty four lakh nine thousand one hundred thirty six taka and fifty paisa) Cash Dividends for the financial year 2021-22.

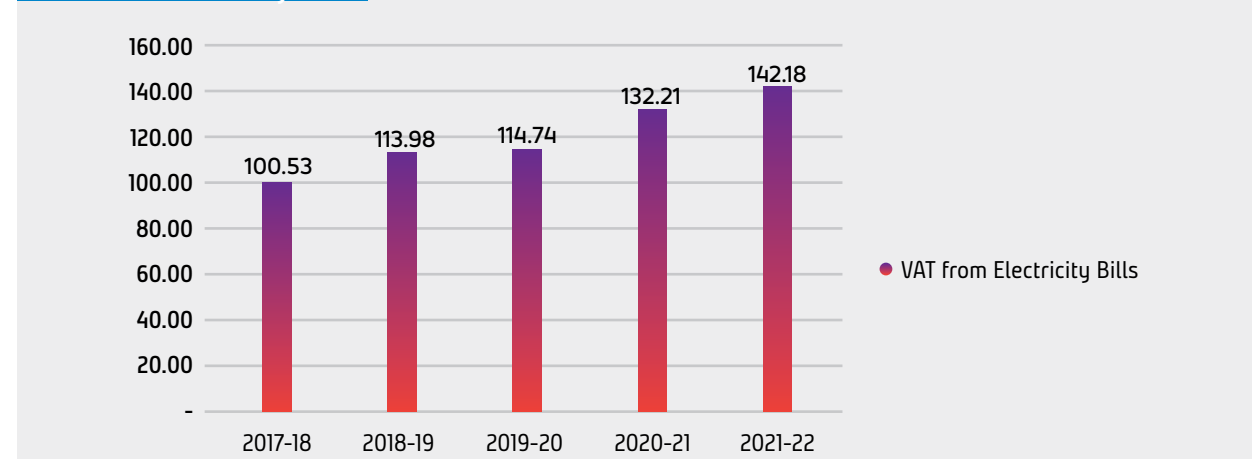
Contribution to the Exchequer

Since commencement of its operation, NESCO has been contributing substantial amount to the National Exchequer by means of VAT and Taxes as shown in the table-1 & table-2 below:

Table-01 Figure in Crore (Tk)

VAT	2017-18	2018-19	2019-20	2020-21	2021-22
VAT from Electricity Bills	100.53	113.98	114.74	132.21	142.18

VAT from Electricity Bills



Income Tax Deduction at Source

The last Five years comparative figures are given below:

Table-2 Figure in Crore (Tk)

Income Tax	2017-18	2018-19	2019-20	2020-21	2021-22
Income Tax deduction at source	0.90	1.37	2.24	2.75	1.89

Income Tax deduction at source

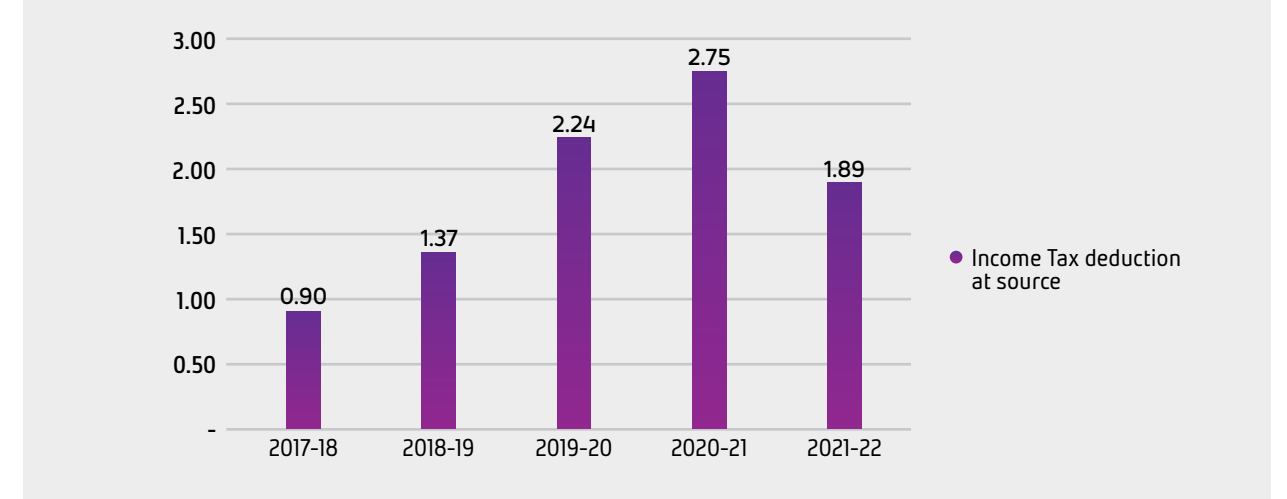
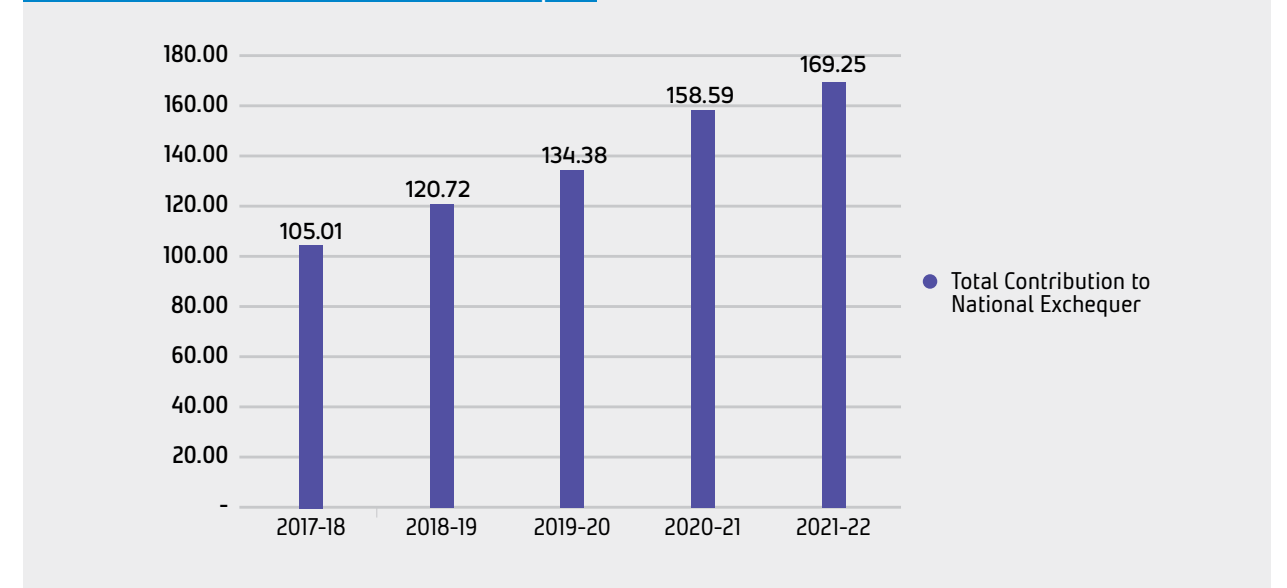


Figure in Crore (Tk)

VAT and Income Tax	2017-18	2018-19	2019-20	2020-21	2021-22
Total Contribution to National Exchequer	105.01	120.72	134.38	158.59	169.25

Total Contribution to National Exchequer



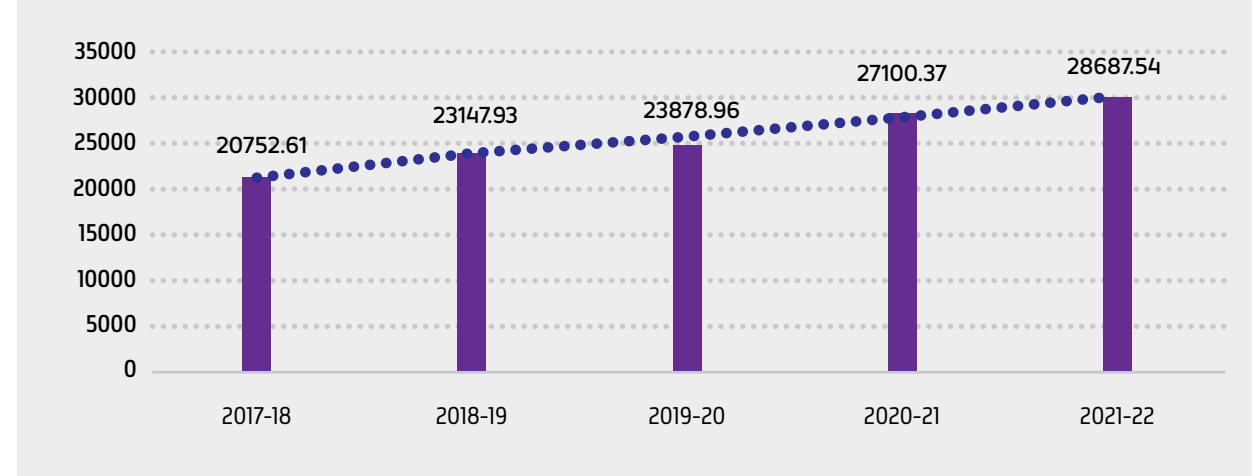
COMMERCIAL OPERATION

Energy Sales (MTk.)

Billed amount of energy sales for FY-2021-22 of different tariff categories was 28687.540 MTK. and the previous fiscal year was 27100.370 MTK. Collection and Bill ratio is 101.63%. Sales Increased by 5.85% from the previous Year.

Energy Sales is also gradually increasing. The following chart illustrates the last Five year's trend:

Energy Sales (MTk.)



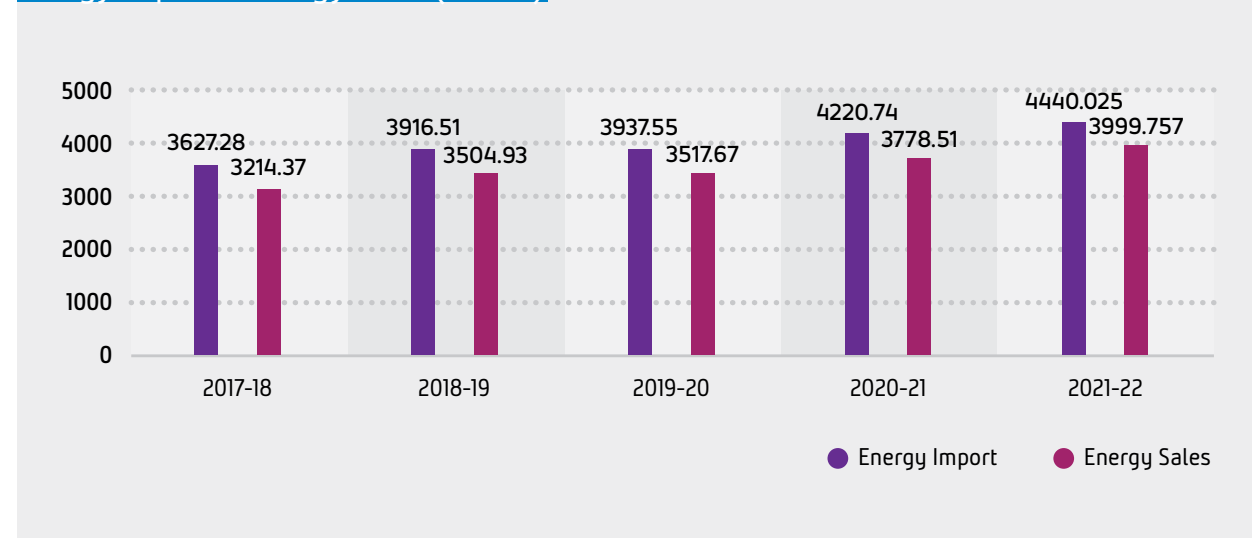
Energy Sales & Energy Import (MkWh)

In the FY 2021-22 total Energy Sales & Energy Import was 3999.757 MkWh and 4440.025 MkWh respectively.

Figure in MkWh

Particulars	2017-18	2018-19	2019-20	2020-21	2021-22
Energy Import	3627.28	3916.51	3937.55	4220.74	4440.025
Energy Sales	3214.37	3504.93	3517.67	3778.51	3999.757

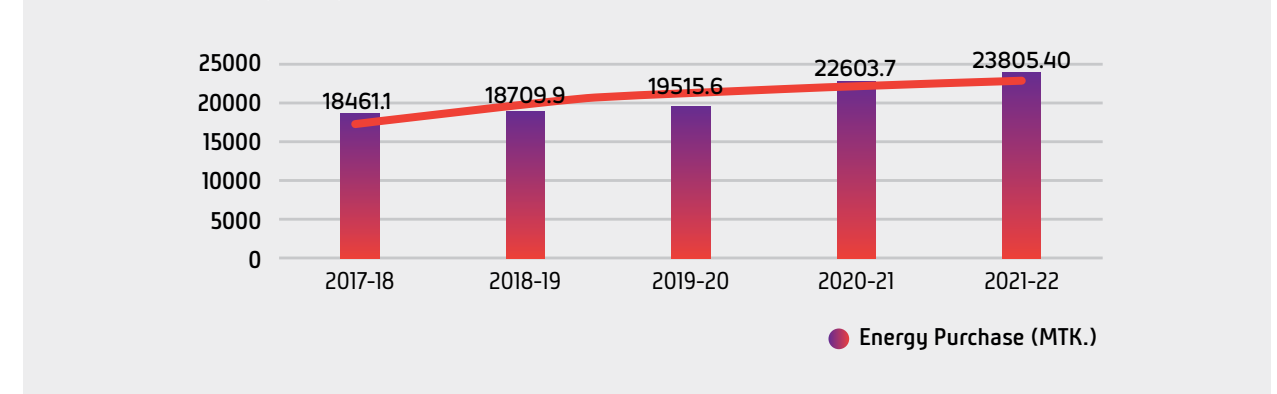
Energy Import & Energy Sales (MkWh)



Energy Purchase

Energy Purchase is increasing gradually. In the fiscal year 2021-2022 the Energy Purchase was 23805.40 MTK.

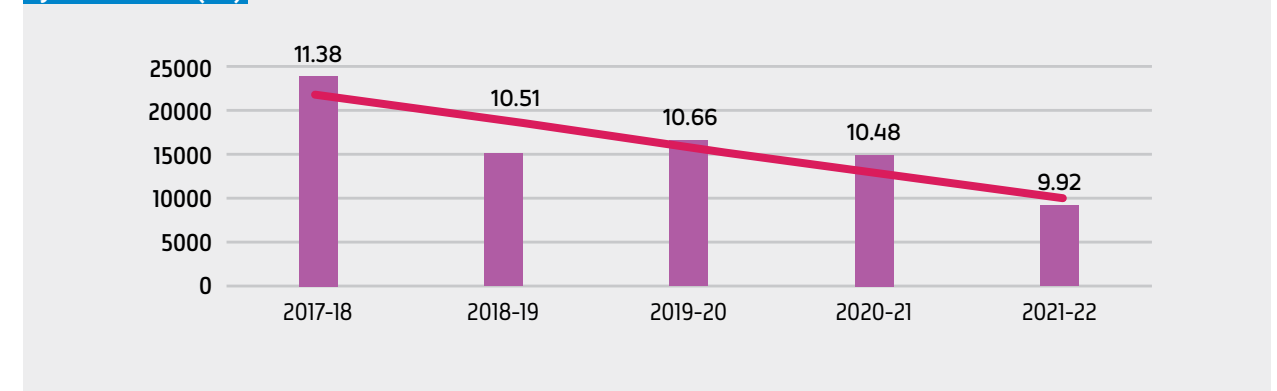
Energy Purchase (MTk.)



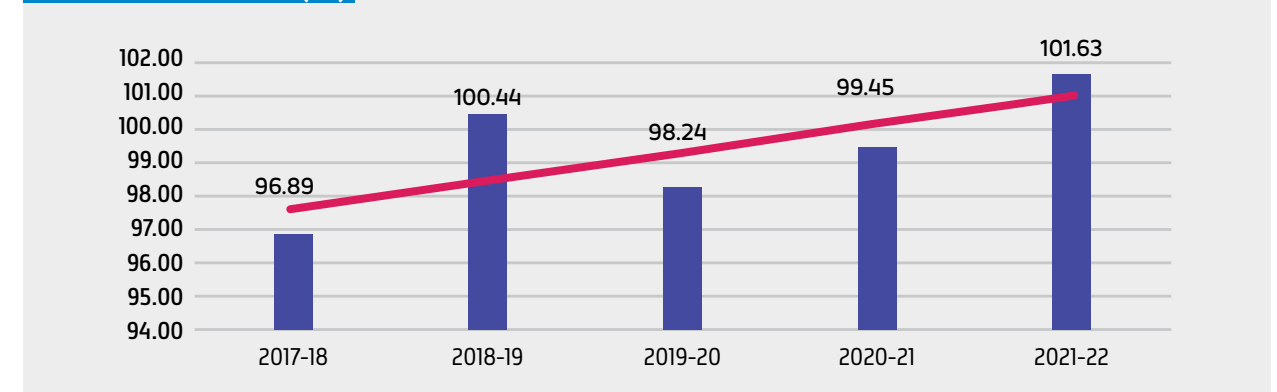
System Loss (%) & Collection bill ratio (%)

The below chart depicts the System Loss (%) and Collection Bill Ratio (%) for the previous five fiscal years.

System Loss(%)



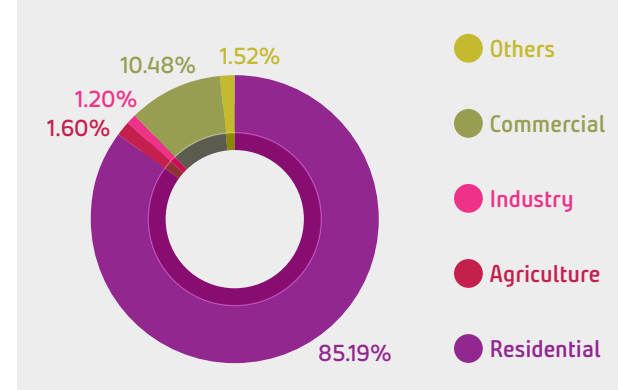
Collection Bill Ratio (%)



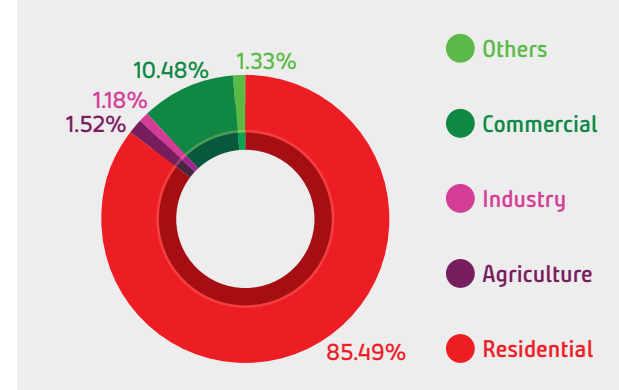
New Connection

1,20,849 new connections were added in 2021-2022. The Total Number of Customer is 18,13,337 at the end of 2021-2022.

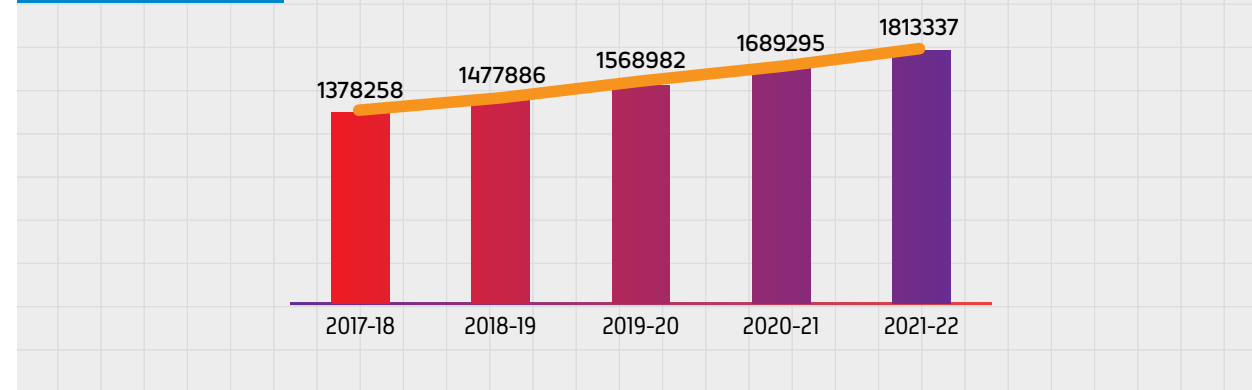
Category Wise New Customers



Category Wise Total Customers



Customers Number



Disconnection / Reconnection

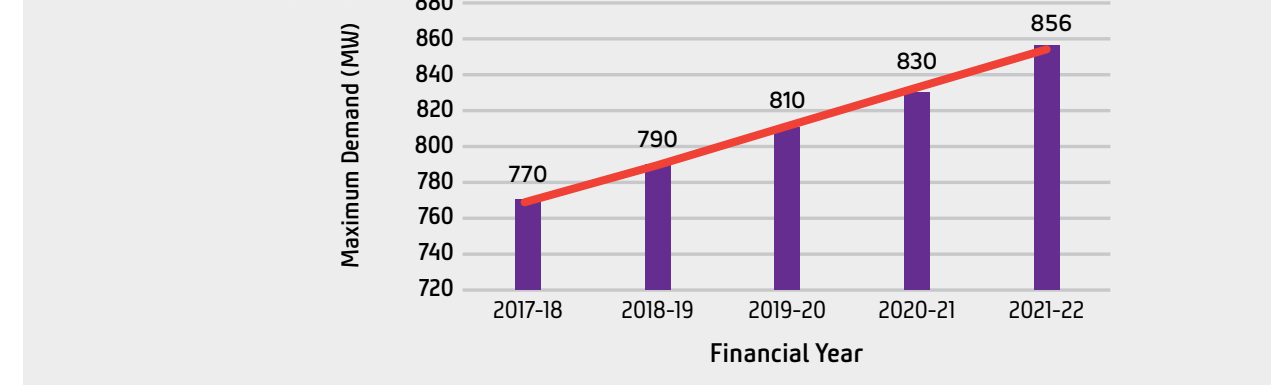
Disconnection of electrical lines of the default customers is considered as an effective method of collecting dues. A total of Tk. 71.32 Crore was collected from default customers. All these initiatives were carried out in collaboration with S&D/ESU and Biddiyut Adalat.

Zone	No. of Disconnected Customers (Nos.)	Receivables Against Disconnected Customers (Crore Tk.)	No. of Reconnected Customers (Nos.)	Collection Against Reconnected Customers (Crore Tk.)	Disconnection of illegal Customers (Nos.)	No. of Meter Sealing
1	2	3	4	5	6	7
Rajshahi Zone	58,767	42.311	32,741	23.171	644	1,75,719
Rangpur Zone	1,07,121	103.475	49,874	48.149	932	71,187
NESCO Total	1,65,888	145.786	82615	71.320	1576	2,46,906

Maximum Demand

Load demand is gradually increasing. Maximum load demand was 856 MW in FY 2021-2022.

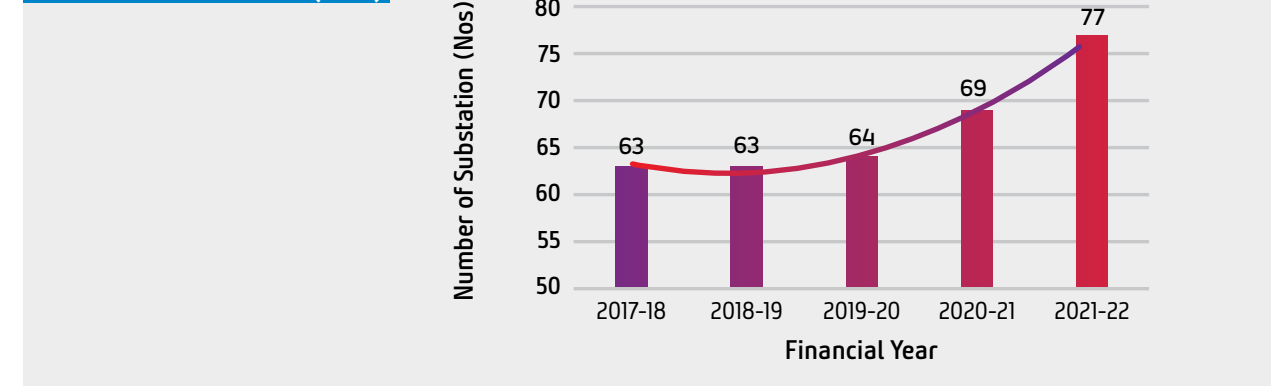
Maximum Demand (MW)



33/11 KV Substations

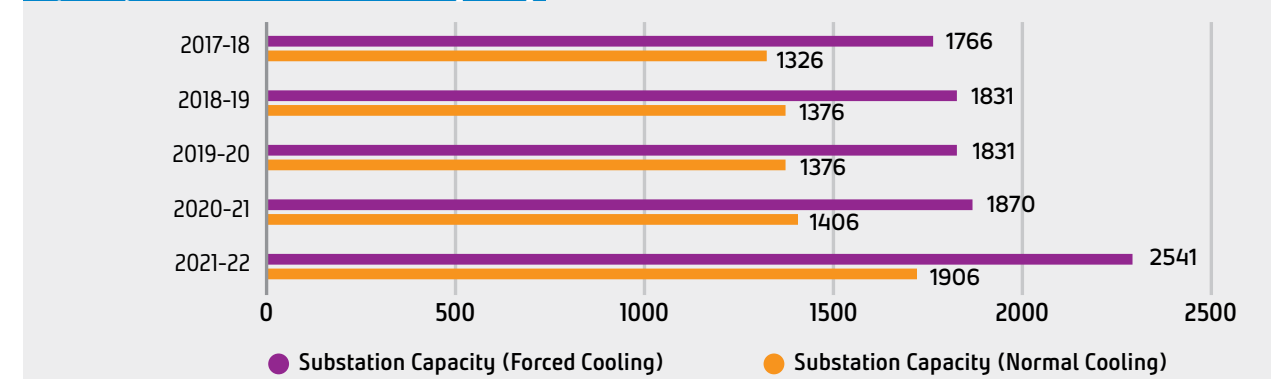
Total number of 33/11 KV Sub-Stations was 69 in the FY 2020-21. 8 new Sub-Stations were added in FY 2021-22 resulting in total of 77 Nos of 33/11 KV Sub-Stations under NESCO by June-2022 with a capacity of 1906/2541 MVA.

33/11 KV Substations (Nos)



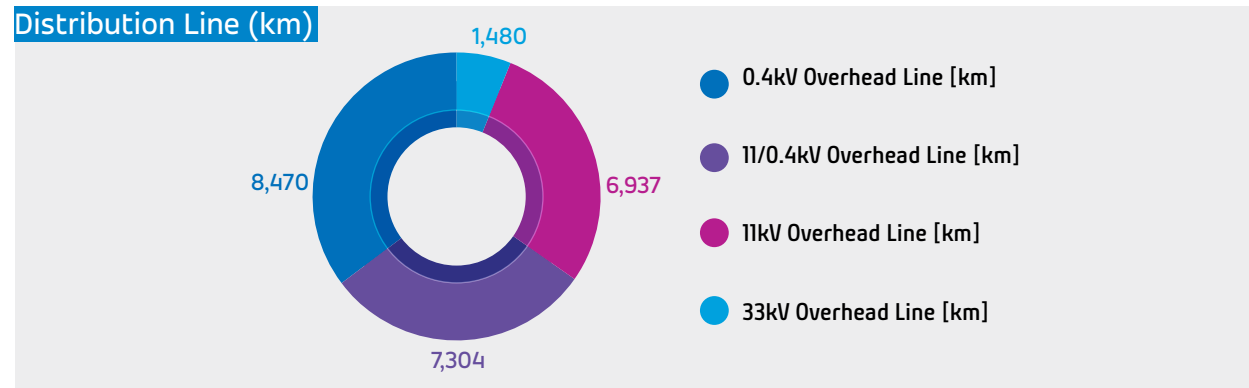
Capacity

Capacity of 33/11 kV substation [MVA]



Distribution Line

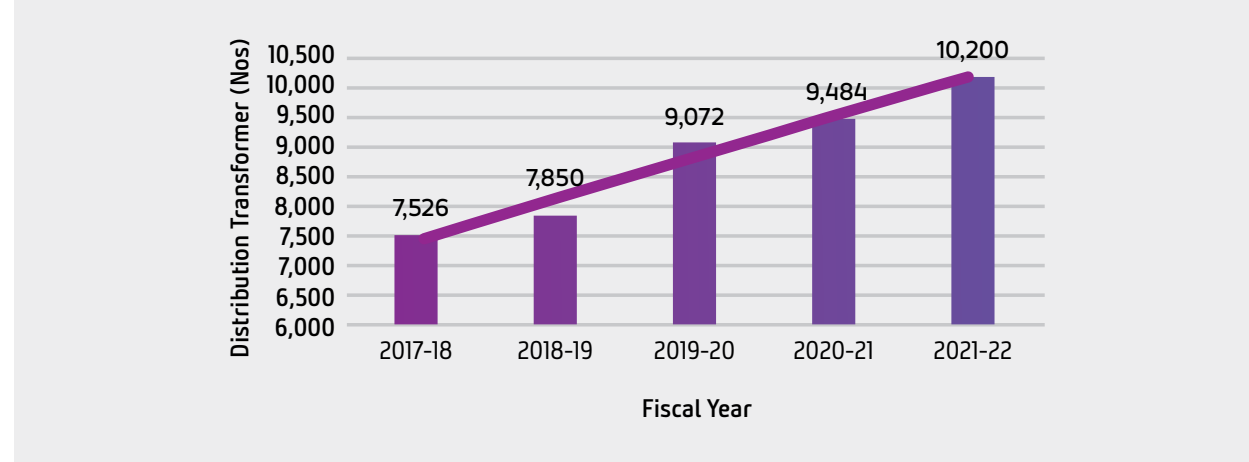
Distribution Line (km)



Distribution Transformer

With the progress of 2 running projects, “Extension and Renovation Project of Distribution Line and Sub-Station of Rajshahi Division” & “Extension and Renovation Project of Distribution Line and Sub-Station of Rangpur Division.” the total number of distribution transformer has been increased to 10,200 by June 2022.

Distribution Transformer (Nos)



NESCO Customer Portal

NESCO has launched an online customer service portal to expand its customer care activities. Customers can access all the billing related information in this panel including their monthly bills, bill payment status, total arrear amount, connection status and download payment certificate. They can also view information about their prepaid meters including recharge history, remaining balance etc. This panel also enables customers to submit complaints, apply for new connection, get notices of scheduled maintenance, learn about NESCO services through video tutorial and perform many other useful tasks. This customer portal is accessible at the following address: customer.nesco.gov.bd.

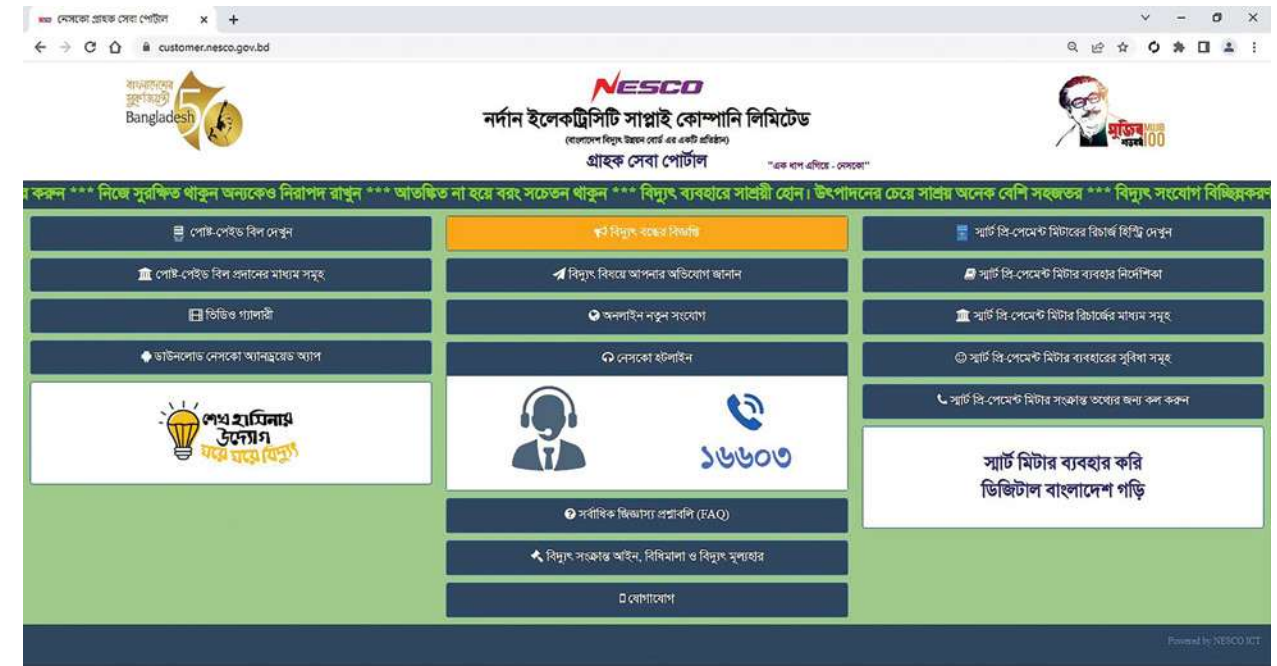


Figure 1 Centralized customer service portal

Data Center

This Data Center was established with the aim of digitalizing all customer services with regard to comply building Digital Bangladesh. NESCO data center is running prepaid and postpaid bill processing, smart metering/AMI, GIS, SCADA, ERP, finance and budgeting, HR software, store and other softwares. The Data Center's passive systems (electrical and cooling) are designed to meet



Figure 3: NESCO data center server room.



Figure 2: NESCO Data Center was inaugurated by Honorable Minister of State Mr. Nasrul Hamid, MP, Ministry of Power, Energy and Mineral Resources.

the needs of the active systems (servers and racks) for the next ten years. The Data Center is protected from any cyber threats.

NESCO Mobile Application

The NESCO Mobile App was launched to offer enhanced support and service to NESCO's customers by allowing them to collect various pieces of information about their bills, electricity usage, S&D notices and information and more as well as pay their bills using their smart phones via AMEX, Visa, or Master Cards.

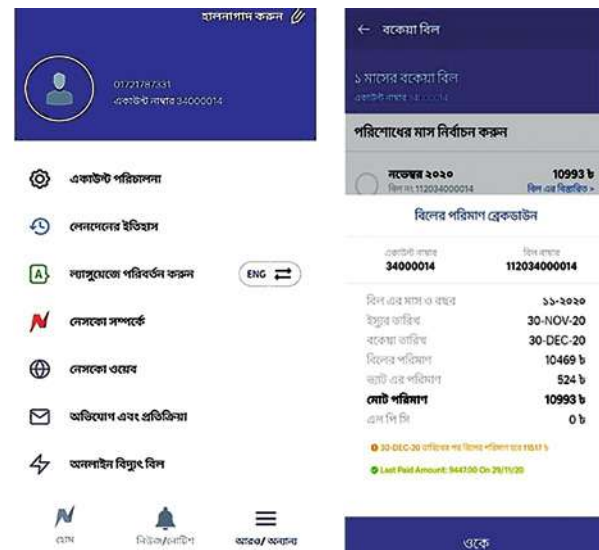


Figure 4 : NESCO Mobile App

In accordance with the Hon'ble Prime Minister Sheikh Hasina's announcement and the Government's vision of establishing a "Digital Bangladesh" by 2021, NESCO has launched this mobile app in addition to its other relevant efforts.

Digital services

Currently NESCO offers the following digital services:

- Bill Payment through Online Banking
- Online Application & Processing for New Connection
- Bill Payment through Mobile Banking
- Mobile App for Post Paid Consumers
- Bill on Web
- Central Complain & Feedback Management System
- Online Pre-payment meter recharge

Billing Software Implementation

To provide new web based experience to the customers and to reduce the hassles related to electricity bills, NESCO has upgraded its billing software. This upgradation has brought about enormous technical, financial, and commercial benefits. The new billing system comes along with a number of new features including integration with banks for real-time online transactions, web-based real time reporting etc. These new features bring about a number of benefits to the customers. Customers can download/print any bill from online at any time and can check their bill payment status online immediately after making the payment.

Customer care, One Stop Service and Call Center

NESCO operates a central customer care center at its headquarters and a complaint center in each of its field offices. NESCO customers can lodge complaints by phone or in person using these facilities. Additionally, NESCO established One Stop Service Centers (OSS) for each of its S&DD and ESU. For the New Connection application, the customer is not required to visit each desk; rather he/she receives all support from this OSS desk.




Figure: 5 NESCO Call Center

NESCO has launched a call center help desk on April 11, 2019. The call center's phone number is 16603. Customers can lodge complaints and can receive several information by calling this number, which is available 24/7. The complaint is immediately routed to the appropriate S&DD and ESU complain center. After resolving the complaint, the complainer receives a feedback SMS. This year, the call center served the following number of customers:

Period	Number of Service Provided	Number of Inquiry Service Provided
01/07/2021 to 30/06/2022	7117	101525

Online Complain and Feedback Management

NESCO has launched online complain and feedback management system as an enhancement to the integrated web-based central complaint and feedback management system for distribution utilities by the Ministry of Power, Energy and Mineral Resources. A consumer can submit a detailed complaint through this portal. The complaint is routed to the appropriate utility and office. The respective office receives and acts on the complaint, changing its status. A consumer can give feedback to a specific utility via this portal. NESCO customers are encouraged to submit all complaints through this web portal. NESCO also accepts complaints via telephone or in person. However, it is expected that all complaints



Figure: 6 NESCO online complain Center

will eventually be accepted solely through this web portal. As a result, all complaints will be digitally recorded and reporting will become much more easier and authentic.

Enterprise Resource Planning (ERP) Implementation

Under the capable leadership of the Hon'ble Prime Minister, the Power Division has made incredible progress in the generation, transmission, and distribution of electricity in Bangladesh. NESCO has taken another step towards modern automation by implementing an Enterprise Resource Planning (ERP) system designed for the power sector and initiated by the Power Division to manage its human Resources, payroll, finance, and procurement related activities. Enterprise Resources Planning (ERP) system captures and transforms relevant data into actionable information to assist in decision making and strategic planning.

HUMAN RESOURCE MANAGEMENT

NESCO PLC follows a balanced approach to human capital to inspire its employees with the essence of its mission and vision in accordance with the development policies of Government as well. The organization is devoted to build up human capital to achieve sustainable growth for its stakeholders. The company nurtures the health, well-being and other sources of motivation for its employees and values their expertise, innovation and experience through various financial and non-financial measures. This is to ensure secured, open and pleasant work place environment at all levels of the organization. The organization aspires to create an environment for the human capital where they can challenge themselves and succeed both in national and international arena.

The company believes that the key to its growth is a skilled and dedicated workforce which is highly

motivated and enthusiastic. That is why this company focuses intensively on recruiting skilled employees, rewarding the performers, and retaining the existing human capital to achieve effectiveness and efficiency regarding Human Resource Management. Accordingly, its HR policies comprise transparent and specialized processes of recruitment, career planning, performance appraisal, training and development programs. In this context, the company consistently supports its employees to reach their full potential and leads them to greater career paths to achieve the skills and knowledge to be decision-makers and future-leaders.



Key points of HR Functions

There are certain sections of Human Resource Department in NESCO PLC such as:

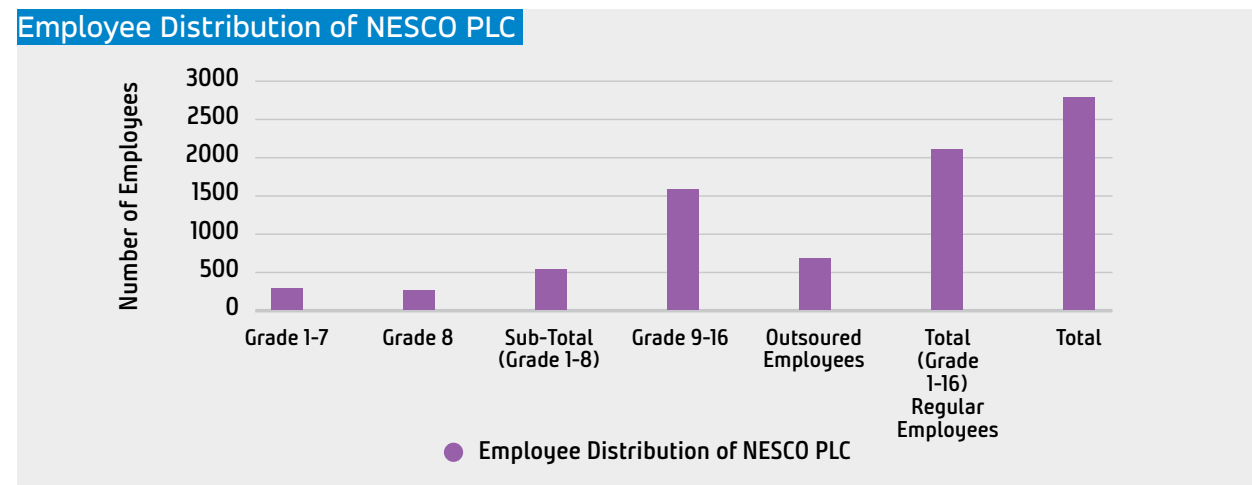
Human Resource Planning	Staffing	Training & Development	Personnel
Administration	Welfare & Benefit Management	Public Relations	Human Resource Information System (HRIS)
Employee Evaluation & Monitoring	Security & Internal Discipline	Estate, Transport & Vehicles Management	

Human Resource Planning (HRP) is responsible for providing valuable information regarding the human capital supply and demand of the company. HRP Section prepares and updates Succession Planning on a continuous basis in order to safeguard the company from future sudden human capital necessities. It provides valuable information regarding the number of vacant posts in the organization at present or will be in the future timeline. Recruitment section plays vital roles in recruiting potential candidates through providing recruitment notices, managing written examinations by specialized outsourced institutions and finally managing viva-voques for the qualified candidates from written

examinations. After wholesome evaluations, candidates only from top merit lists are appointed & welcomed to the company. Personnel section has a duty to keep right people in the right place at the right time. Placement and transfer are the prime duties of Personnel section. Welfare and Benefit Management aims at providing maximum benefits to the employees. HRIS provides valuable information resources to the authority whenever needed. Employee Evaluation section delineates the pathway to introduce different mechanism to evaluate employee performance such as Annual Confidential Report (ACR) and Annual Performance Agreement (APA). Performance based financial benefits are provided to the employees such as APA Bonus.

On 1st July 2022, NESCO PLC has a total of 2,778 employees, out of them 2,102 are regular and 676 are outsourced employees.

Employee Distribution of NESCO PLC



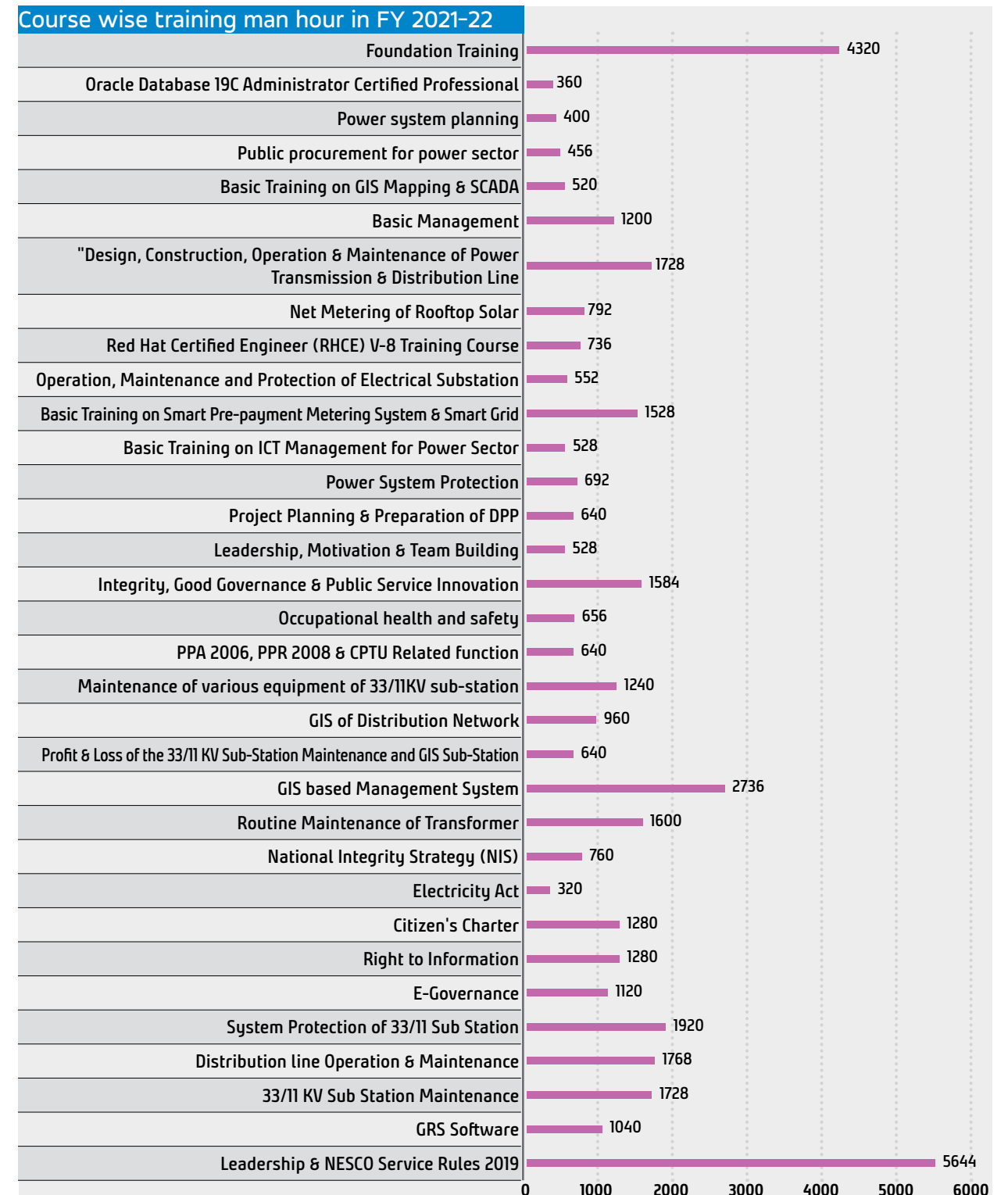
NESCO PLC is devoted to building up human capital to achieve sustainable growth by inspiring its human resources to create values for the company and the society as well. This is to enable its employees to contribute in achieving the “Bangladesh Vision 2041” of the People’s Republic of Bangladesh. Bangladesh has achieved the status of a developing country recently and its human capital needs to be utilized effectively to sustain this socio-economic growth. As a company of power sector, NESCO PLC wants to align its HR policies with the development philosophy of the government and inspire its employees to be torch-bearers in Bangladesh’s journey towards development, equality and prosperity.

TRAINING PROGRAMS

NESCO PLC has given due emphasis on human resource development through intensive training programs. In order to improve productivity of human input, the company continuously provides generalized and specialized training to its employees at every echelon of operation and management. All aspects of Technical, Administrative and Financial segments have been incorporated in annual training plan. Special emphasis has also been given on Operation & Maintenance of Distribution Network, Protection, Safety, Discipline, Etiquette, Manner, Customer Care Excellence, e-filing, e-GP, Good Governance, Innovation, Financial Management and Information Technology. Under the supervision of Human Resource Department, NESCO PLC has provided 49,600 hours of In-house, Outhouse and On Job training to its employees in FY 2021-2022.

Generalized & Specialized Training Programs

Generalized and specialized training on different relevant topics to both its technical and non-technical employees is depicted below.



INTERNAL AUDIT

Internal Audit Department of NESCO PLC audited S&DD and ESU offices and submitted reports to the related office. This Department also communicated with the Comptroller and Auditor General (CAG) Office to resolve audit objections. Detailed information is given below:

(Amount in Crore)

SL	Nature of Audit	Audit Objection		New Objection During the Year		Total		Audit Reply	Audit Objection Solved		Unsolved Audit Objection	
		No.	Amount (Tk.)	No.	Amount (Tk.)	No.	Amount (Tk.)	No.	No.	Amount (Tk.)	No.	Amount (Tk.)
1	General	17	2.33	11	137.88	28	140.21	28	28	140.21		
2	Advanced	299	222.39	20	64.33	319	286.72	124	183	41.13	136	245.59
3	Annual Reported	73	46.21	07	0.02	80	46.23	13			80	46.23
	Grand Total	389	270.93	38	202.23	427	473.16	165	211	181.34	216	291.82

ONGOING PROJECTS

"EXTENSION AND RENOVATION PROJECT OF DISTRIBUTION LINE & SUBSTATION OF RAJSHAHI DIVISION"

- Project name** : Extension and Renovation Project of Distribution Line and Sub-Station of Rajshahi Division.
- Objective** : Upgradation and development of power distribution system with a view to supplying uninterrupted and quality power to every household within 2021, development of an easily accessible distribution system in the project area to improve the socio-economic status of consumers and providing better consumer service by improving and maintaining quality power distribution.
- Project Targets** :
 - New 33/11 KV sub-station installation- 4
 - 33/11 KV sub-station Renovation and upgradation- 17
 - 33 KV New line construction- 137.5 Km
 - 33 KV line renovation- 87 Km
 - 11 KV new line construction- 447 Km
 - 11 KV line renovation- 334 Km
 - 11/0.4 KV new line construction- 516 Km
 - 11/0.4 KV line renovation- 369 Km
 - 0.4 KV new line construction- 683 Km
 - 0.4 KV line renovation- 621 Km
 - 0.24 KV new line construction- 259 Km
 - 11/0.4 KV Distribution Transformer installation- 3400 Nos
 - Installation of 33 KV Bay and Circuit Breaker of 132/33KV Sub-Station- 05 Set
 - Installation of 33 KV Bay and Circuit Breaker of 33/11 KV Sub-Station- 04 Set
 - Installation of 11 KV Circuit Breaker- 16 Set

4. **Project Timeframe** : 01.01.2019 - 30.06.2023

5. **Project Estimated Cost (in Lakh BDT)** :

- a) Total cost : 109132.04
- b) GOB : 105643.63
- c) Own fund : 3488.41
- d) Others : 0.00

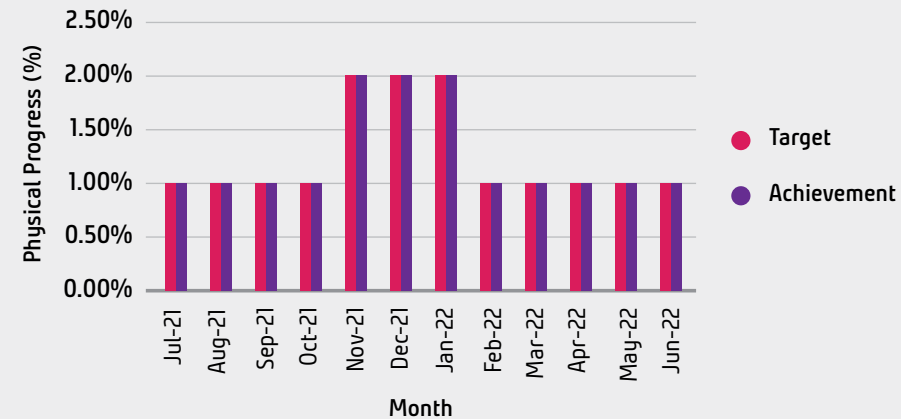
6. Project Area

Division	District	Upazila	S&DD/ ESU
Rajshahi	Rajshahi	Rajshahi City Corp.	S & D-1, Rajshahi
		Rajshahi City Corp., Godagari, Poba	S & D-2, Rajshahi
		Rajshahi City Corp., Godagari, Poba	S & D Kashiyadanga, Rajshahi
		Rajshahi City Corp., Tanore, Poba, Nuhata.	S & D-3, Rajshahi
		Rajshahi City Corp., Nuhata	S & D- Bimanbandar, Rajshahi
		Rajshahi City Corp.	S & D-4, Rajshahi
		Rajshahi City Corp., Puthiya, Poba	S & D-5, Rajshahi
		Tanore	ESU- Tanore
		Godagari	ESU- Godagari
		Chapainawabganj	Chapainawabganj
Sadar	S & D-2, Chapainawabganj		
Gomostapur	S & D- Gomostapur, Chapainawabganj		
Shibganj	ESU-Shibganj, Chapainawabganj		
Natore	Natore	Sadar	S & D- Natore
		Sadar	S & D- Naogaon North
Pabna	Pabna	Sadar	S & D- Naogaon South
		Sadar	S & D-1, Pabna
		Sadar	S & D-2, Pabna
Sirajganj	Sirajganj	Ishwardi	S & D- Ishwardi
		Sadar	S & D-1, Sirajganj
Bogura	Bogura	Sadar, Shahjahanpur	S & D-2, Sirajganj
		Sadar, Shahjahanpur	S & D-1, Bogura
		Sadar	S & D-2, Bogura
		Sadar	S & D- Korotoa, Bogura
		Sadar, Kahalu	S & D-3, Bogura
		Sherpur	S & D- Sherpur
		Shantahar, Akkelpur	S & D- Shantahar
Joypurhat	Joypurhat	Shibganj	ESU- Shibganj, Bogura
		Dupchachiya	S & D- Dupchachiya
		Sadar	S & D- Joypurhat

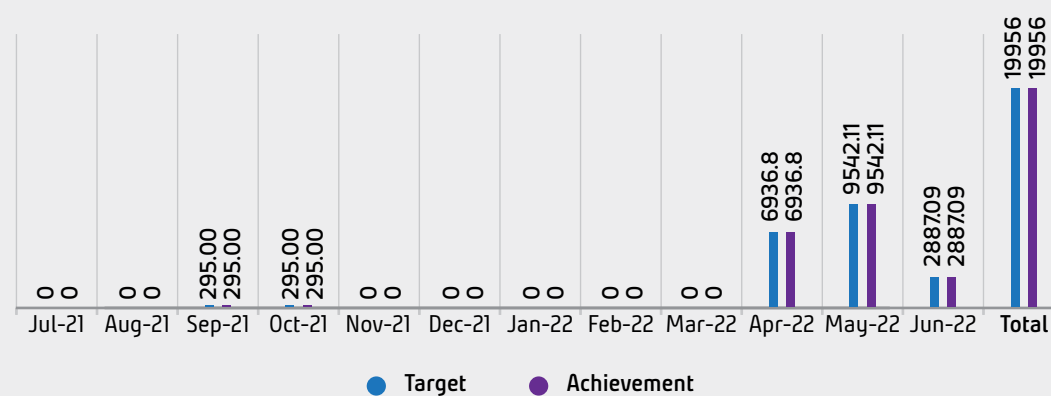
7. Project Progress

Progress Type	FY 2021-2022	Cumulative progress upto June 2022
Physical (%)	15%	46 %
Financial (crore BDT)	199.56	418.25

Physical Progress Target and Achievement of 2021-22



Financial Progress 2021-22



Project Achievements till June-2022

- 1) Total 35079 Nos. Poles have been erected till June 2022.
- 2) Total 1043.57 circuit km line has been built till June 2022.
- 3) Total 743 Nos. distribution transformers have been installed till June 2022 and there is no overload transformer in the project area now.

"EXTENSION AND RENOVATION PROJECT OF DISTRIBUTION LINE & SUBSTATION OF RANGPUR DIVISION"

1. **Project Name** : "Extension And Renovation Project Of Distribution Line & Substations Of Rangpur Division.

2. **Objectives** : Upgradation and development of power distribution system with a view to supplying uninterrupted and quality power to every household within 2021, develop an easily accessible distribution system in the project area to improve the socio-economic status of consumers and provide better consumer service by improving and maintaining quality power distribution.
3. **Project Targets** :
 - Construction of 3190 km new line.
 - 1739 Km distribution line renovation.
 - Up gradation & Renovation of 10 nos. 33/11 kV Substation.
 - Installation of 2733 nos. 11/0.4 kV distribution transformer.
 - Installation of 1593 nos. 6.35/0.24 kV distribution transformer.
 - Connecting 1,80,000 new consumer.
 - Enhancing more than 205 MW electricity distribution capacity.
4. **Project Timeframe** : 01.01.2019 - 30.06.2023
5. **Project Estimated Cost (in lakh Tk.)** :
 - a) Total Cost : 112385.86
 - b) GOB : 108860.08
 - c) Own Fund : 3525.78
 - d) Others : 0.00

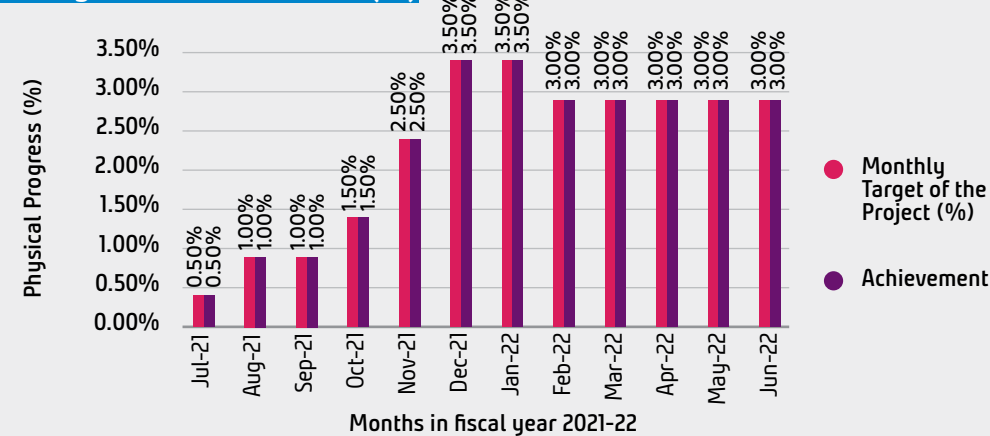
6. **Project Area** :

Administrative Division	District	City corporation/ Pourasava/ Upazilla	S&DD/ Electric Supply Unit	
Rangpur	Rangpur	Rangpur City Corporation	S&D-1, Rangpur	
		Rangpur City Corporation	S&D-2, Rangpur	
		Rangpur City Corporation	S&D-3, Rangpur	
	Lalmonirhat	Lalmonirhat Sadar	Patgram	S&D-Patgram
			Kaliganj	S&D-Kaliganj
			Hatibandha	S&D-Hatibandha
			Kurigram	S&D-Kurigram
			Gaibandha	S&D-Gaibandha
	Gaibandha	Gaibandha Sadar	Gaibandha Sadar	S&D-1, Gaibandha
			Gaibandha Sadar	S&D-2, Gaibandha
			Gobindoganj	S&D-Gobindoganj
			Polasbari	ESU-Polasbari
	Nilphamari	Nilphamari Sadar	Nilphamari Sadar	S&D-Nilphamari
			Jaldhaka	ESU-Jaldhaka
			Kisorganj	ESU-Kishoreganj
Domar			S&D-Domar	
Saidpur			S&D-Saidpur	
Dinajpur	Dinajpur Sadar	Dinajpur Sadar	S&D-1, Dinajpur	
		Dinajpur Sadar	S&D-2, Dinajpur	
		Parbatipur	ESU-Parbatipur	
		Setabganj	ESU-Setabganj	
		Fulbari	ESU-Fulbari	
Thakurgaon	Thakurgaon Sadar	S&D-Thakurgaon		
Panchagarh	Panchagarh Sadar	Panchagarh Sadar	S&D-Panchagarh	
		Tetulia	ESU-Tetulia	

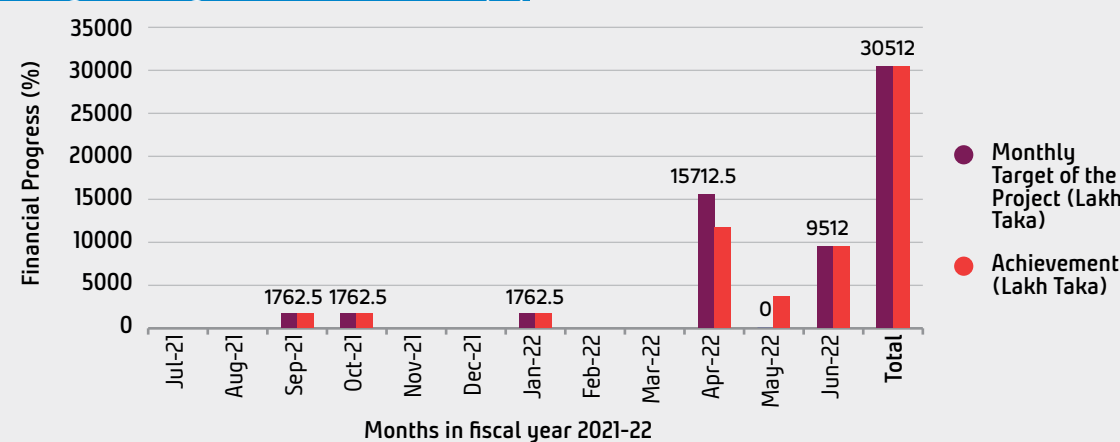
7. Project Progress

Progress Type	FY 2021-2022	Cumulative progress upto June 2022
Physical (%)	28.50 %	58.48 %
Financial (crore BDT)	305.12	510.67

Physical Progress Target and Achievement (%)



Financial Progress Target and Achievement (%)



Project Achievements till June-2022

- 1) 100% electrification works for Mujib Shoto Borsho has been completed.
- 2) Total 78263 Nos. Poles have been erected till June 2022.
- 3) Total 2658 circuit km line has been built till June 2022.
- 4) Total 938 Nos. distribution transformers have been installed till June 2022.

"IMPLEMENTATION OF GIS BASED MANAGEMENT SYSTEM IN NESCO AREA"

1. **Project name** : Implementation of GIS Based Management System in NESCO Area

2. **Objective** :
 - To design and implement GIS based management system in NESCO area
 - To operate the distribution network more smartly and efficiently
 - To improve the performance of NESCO
 - To improve the quality of electricity supply
 - To increase the customer service of NESCO

3. **Project Targets** :
 - Under 05 (Five) S&DD of NESCO, all consumers, distribution lines, substations, distribution transformers, poles and relevant all real time data need to be taken under GIS system, under close monitoring and Distribution system Analysis needs to be done (1st Phase).
 - Under 50 (Fifty) S&DD of NESCO, all consumers, distribution lines, substations, distribution transformers, poles and relevant all real time data need to be taken under GIS system, under close monitoring and Distribution system Analysis needs to be done (2nd Phase).

4. **Project Timeframe** : 28.04.2021 – 15.12.2022

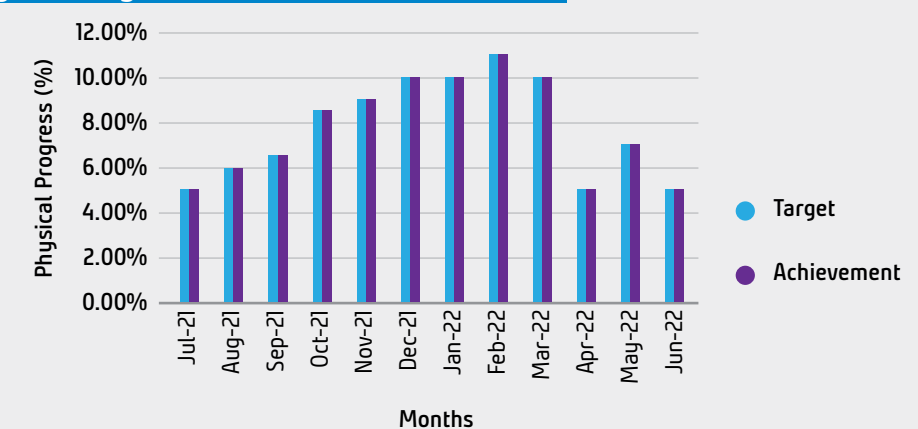
5. **Financing** : ADB

6. **Project Estimated Cost** : USD 31,45,271 + BDT 15,99,00,409

7. Project Progress

Progress Type	FY 2021-2022	Cumulative progress upto June 2022
Physical (%)	93%	95 %

Physical Progress Target and Achievement of 2021-22



Project Achievements till June-2022

- 1) Total 20,543 km Line Survey has been Completed till June 2022.
- 2) Total nos: 16,24,790 Consumer Survey has been Completed till June 2022.
- 3) Total nos: 13,779 Distribution Transformer Data Record have been Completed till June 2022.
- 4) Total nos: 69 Substations Survey has been Completed till June 2022.
- 5) Web-GIS Application Development and Complaint Outage Management Implementaion for circle-1, Rajshahi.

Newly approved Projects

"SMART DISTRIBUTION SYSTEM IMPLEMENTATION PROJECT IN NESCO AREA"

1. Project name	: "Smart Distribution System Implementation Project in NESCO Area"
2. Objective	: Ensuring reliable & quality power distribution system in NESCO area and reducing operational & maintenance cost by strengthening the operational efficiency of power distribution network.
3. Project Targets	: <ul style="list-style-type: none"> ➤ Installation & commissioning of SAS (Sub-stations Automation System) at all 33/11 KV substation. ➤ Installation of SCADA System Master Station (SSMS). ➤ Provisioning connectivity between 33/11 KV sub-stations and SSMS Monitoring and controlling of existing & upcoming 33/11 KV substations from SCADA Control Centers. ➤ Maintaining optimal load-based flexible operation.
4. Project Timeframe	: 1 st July 2022 – 30 th June 2025
5. Project Estimated Cost (in lac Tk.)	: <ul style="list-style-type: none"> ➤ Total Cost : 24108.86 ➤ GOB : 18076.31 ➤ Own Fund : 6032.55
6. Project Status	: The Project has been approved on 10 th May 2022 by ECNEC. Appointment of Project Director has been completed already and project is going towards tendering process now.

"SMART PRE-PAYMENT METER INSTALLATION PROJECT IN NESCO AREA OF RAJSHAHI AND RANGPUR DIVISION"

1. Project name	: "Smart Pre-Payment Meter Installation Project In NESCO Area Of Rajshahi And Rangpur Division"
2. Objective	: <ul style="list-style-type: none"> ➤ Ensuring real time billing and eliminating over-billing and underbilling problems. ➤ Online access and payment opportunity of electricity bill by customers. ➤ Implementation of load control management and electricity saving from customer level. ➤ 100% revenue collection and reduction of system loss
3. Project Targets	: <ul style="list-style-type: none"> ➤ Installation of 11,13,608 nos single phase smart pre-payment meters. ➤ Installation of 86,392 nos 3-phase smart pre-payment meters. ➤ Installation of 13,619 nos Data Concentrator Units (DCU). ➤ Installation of 03 nos of Head End Systems (HES). ➤ Licensing of 12 lac smart pre-payment meters for existing Meter Data Management System (MDMS).
4. Project Timeframe	: 1 st July 2022 – 30 th June 2025

5. Project Estimated Cost (in lac Tk.)	: <ul style="list-style-type: none"> a) Total Cost : 71262.97 b) GOB : 61766.37 c) Own Fund : 9496.60
---	--

Approval Status

The Project has been approved on 1st June 2022 by ECNEC. Appointment of Project Director has been completed already and project is going towards tendering process now.

Completed Project

"FIVE LAC SMART PRE-PAYMENT METER INSTALLATION IN NORTHERN ELECTRICITY SUPPLY COMPANY LIMITED AREA"

1. Name of the first project	: "Five lac Smart Pre-payment Meter Installation in Northern Electricity Supply Company Limited Area".
2. Project Timeframe	: <ul style="list-style-type: none"> a) Starting date : 01.07.2018 b) Ending date : 30.06.2022
3. Project Estimated Cost (in lac BDT)	: <ul style="list-style-type: none"> e) Total cost : 41808.96 f) GOB : 39952.08 g) Own fund : 1856.88 h) Others : 0.00 <p>This Project successfully completed in the fiscal year 2021-2022.</p>
4. Project progress	:

Progress Type	FY 2021-2022	Cumulative progress upto June 2022
Physical (%)	49.75 %	100%
Financial (crore BDT)	206.96	387.24

5. Achievements Of the Project	: <ul style="list-style-type: none"> ➤ Advanced Revenue Collection. ➤ Providing better services on electricity. ➤ Reducing non-technical losses to almost zero. ➤ Simplifying the demand side load control system. ➤ Preventing misuse/unnecessary use of electricity.
---------------------------------------	---

6. The benefits getting by the customers after using smart pre-payment meter are as follows	: <ul style="list-style-type: none"> ➤ Customer bill-related complications have reduced. ➤ Customers got a rebate at the rate of 1%. ➤ No need to receive and save a hard copy of the electricity bill. ➤ Having the opportunity to recharge online from anywhere at any time. ➤ Having the opportunity to view all the information online, including meter reading and balance. ➤ No overbilling or underbilling due to online connectivity. ➤ Even if the balance is exhausted, the power supply on credit are remaining active. ➤ The company is not taking the security deposit in case of a new connection and at increase in load. ➤ Manpower Skills are enhanced through smart pre-payment meter training.
--	--

7. S&DD wise Comparison after Smart Pre-Payment meter Installation:

S&DD Name	Starting Date of Pre-Payment Meter Installation	Finishing Date of Pre-Payment Meter Installation	Average System loss before Installation	Average System loss after Installation	Average CB ratio before Installation	Average CB ratio after Installation
S&DD-1, Rajshahi	14.01.2021	12.02.2022	9.20%	8.17%	95.47	102.54
S&DD-4, Rajshahi	14.01.2021	17.02.2022	8.94%	7.60%	100.32	101.58
S&DD Natore	05.04.2021	24.09.2021	9.60%	6.13%	95.18	103.24
S&DD-1, Sirajganj	22.01.2021	28.08.2021	9.45%	6.64%	99.76	104.78
S&DD-2, Sirajganj	22.01.2021	30.08.2021	9.45%	5.86%	99.76	103.49
S&DD-1, Bogura	03.10.2021	18.04.2022	7.05%	5.62%	100.26	105.66
S&DD-2, Bogura	09.10.2021	18.04.2022	9.23%	7.42%	97.95	106.75
S&DD-3, Bogura	20.09.2021	20.04.2022	6.37%	7.49%	99.26	104.73
S&DD-Karatoa, Bogura	15.10.2021	20.04.2022	9.23%	7.38%	97.95	106.67
ESU, Shibganj, Bogura.	01.03.2022	19.04.2022	16.97%	11.09%	98.57	104.88
S&DD-1, Chapainawabganj	02.09.2021	15.01.2022	7.76%	6.43%	97.82	103.56
S&DD-2, Chapainawabganj	02.09.2021	21.01.2022	9.95%	8.84%	95.53	105.60
S&DD-1, Dinajpur	01.11.2021	19.02.2022	9.14%	7.72%	98.64	102.39
S&DD-2, Dinajpur	01.11.2021	19.02.2022	10.82%	8.79%	98.35	100.84
S&DD, Nilphamari	08.08.2021	26.02.2022	12.87%	9.85%	95.07	101.94
S&DD saidpur	06.10.2021	29.03.2022	9.67%	8.02%	86.87	101.03

NESCO focuses to extend quality and satisfactory services to our valued customers. After using smart meters, the customers are very satisfied with the quality of NESCO's service and NESCO has got more appreciation from the customers. Through completion of this project NESCO put one more step towards achieving the goal of ensuring reliable and affordable power.

Upcoming Projects

“POWER DISTRIBUTION SYSTEM STRENGTHENING PROJECT IN NESCO AREA”

1. Name of the Project	: Power Distribution System Strengthening Project in Nesco Area
2. Expected Date	: 01.07.2023 - 30.06.2026
3. Main objectives of the Project	: <ul style="list-style-type: none"> ➤ Providing Quality Electricity. ➤ Improvement of voltage level. ➤ Strengthening distribution system to cope up with demand. ➤ Reduction of technical loss. ➤ Reducing Operational and Maintenance Costs. ➤ Reduction of power outages

4. Total scope of work of this project are given below	: <ul style="list-style-type: none"> ➤ To standardize non-standard distribution lines of NESCO area. ➤ To install & commission new or upgradation of 33/11 kv substations for increasing demand in emerging and suitable load center. ➤ To improve voltage and power factor (PF) by installing Capacitor bank or other suitable technology under NESCO area. ➤ To Install Fault Location Indicator in distribution lines/feeders with frequent remote faults. ➤ To perform feasibility study including all of the above objectives with recommendations.
---	---

5. Current Status of the Project	: Feasibility Study has been done and PDPP is prepared.
---	---

“DIGITIZATION OF POWER DISTRIBUTION SYSTEM & NETWORK INFRASTRUCTURE DEVELOPMENT IN NESCO AREA”

1. Name of the Project	: “Digitization of Power Distribution System & Network Infrastructure Development in NESCO area”
-------------------------------	--

2. Expected Date	: 01.07.2022 - 30.06.2025
-------------------------	---------------------------

3. Main objectives	: <ul style="list-style-type: none"> ➤ Digitization of Power Distribution System ➤ Development of Network Infrastructure ➤ Ensuring Reliable & Sustainable electricity distribution system. ➤ Improving operational capacity of electricity distribution network.
---------------------------	---

4. Necessity of the Project	: <ul style="list-style-type: none"> a) Improves efficiency and power distribution capacity. b) Reduce technical losses by flowing optimum load flow within network. c) Fast & Fastest fault detection. d) Easier operation and maintenance due to standardization of line and substations. e) Use of equipment with higher efficiency and service life. f) Better performance for End Users to improve SAIDI, SAIFI scenarios.
------------------------------------	---

5. Scope of work	: <ul style="list-style-type: none"> a) Capacity Extended of Existing Data Center in NESCO. b) Disaster Recovery Center installed with capacity. c) Online monitoring of 15926 nos distribution transformer through DTMS. d) Online monitoring of 33 kv feeders through 110 nos fault location indicator installation on 33 KV lines. e) ADMS installed for coordination among SCADA, GIS & SMP.
-------------------------	---

6. Current Status of the Project	: Feasibility study has been done and DPP is prepared.
---	--

“CONVERSION OF OVERHEAD DISTRIBUTION SYSTEM INTO UNDERGROUND IN METROPOLITAN AREA OF RANGPUR & RAJSHAHI OF NESCO.”

- | | |
|---|--|
| 1. Name of the Project | : Conversion of Overhead Distribution System into Underground in metropolitan area of Rangpur & Rajshahi of NESCO. |
| 2. Main objective | : The main objective of the project is to ensure stable & reliable power supply in NESCO by enhancing & modernizing the power distribution system |
| 3. Necessity of the Project | : <ul style="list-style-type: none"> ➤ Increasing electricity demand. ➤ The existing overhead distribution lines are becoming overloaded. ➤ Preventing overloading new distribution lines. ➤ New overhead lines together with the existing ones are getting crowded. ➤ In the city area there is a limitation of space for construction of overhead lines. ➤ Ensuring safe and secured networking and good aesthetic look. |
| 4. Scope of works | : <ul style="list-style-type: none"> ➤ Design & Drawing of the proposed underground system for 173 km of 33 KV line, 1745 km of 11 KV & 11/0.4 KV line, 1745 Km of 0.4 KV line underground cable system and 1470 Nos. of distribution transformers. ➤ Preparation of Technical specification & tender document. ➤ Procurement of all the machinery and equipment for underground system are to be completed. ➤ Road cutting & construction of infrastructure for underground cable laying. ➤ Commissioning of all the machinery and equipment's for underground system. ➤ Institutional capacity building of NESCO through modern training of engineers for better protection, control and operation of underground distribution system. |
| 5. Expected Timeline | : 01.07.2023 - 30.06.2026 |
| 6. Current Status of the Project | : EOI for feasibility study has been floated. |

It has been an honor to be a part of this wonderful event once again. On behalf of the NESCO and the Board of Directors, I would like to extend my heartfelt gratitude to our Honorable Prime Minister Sheikh Hasina, for her visionary leadership in the area of insightful supervision and guidance. We would like to express thanks and gratitude to the honorable Advisor to the Prime Minister on Power, Energy and Mineral Resources Affairs and the honorable State Minister of Power, Energy and Mineral Resources. In addition, my sincere thanks and gratitude to respected Secretary of Power Division and the Chairman and Members of the Bangladesh Power Development Board.

We would like to express our heartiest gratitude and appreciation to Ministry of Finance, Ministry of Planning, Planning Commission, Power Division and other Government agencies, as well as all Development Partners, Organizations and Companies of Power and Energy Sector, and the independent Audit Firm for their kind advice, guidance, support and cooperation in ensuring the company's ongoing success and advancement.

We want to take the opportunity to convey our appreciation for your gracious presence at 17th Annual General Meeting of NESCO PLC. At the same time, we expect you to evaluate and approve the Audited

Accounts of FY 2020-21, Auditor's Report and Financial Statements, as well as the Directors' Report.

On behalf of the Board of Directors, once again I would like to convey my sincere thanks to the Heads of various Departments and all Officials, who have conducted the entire event.

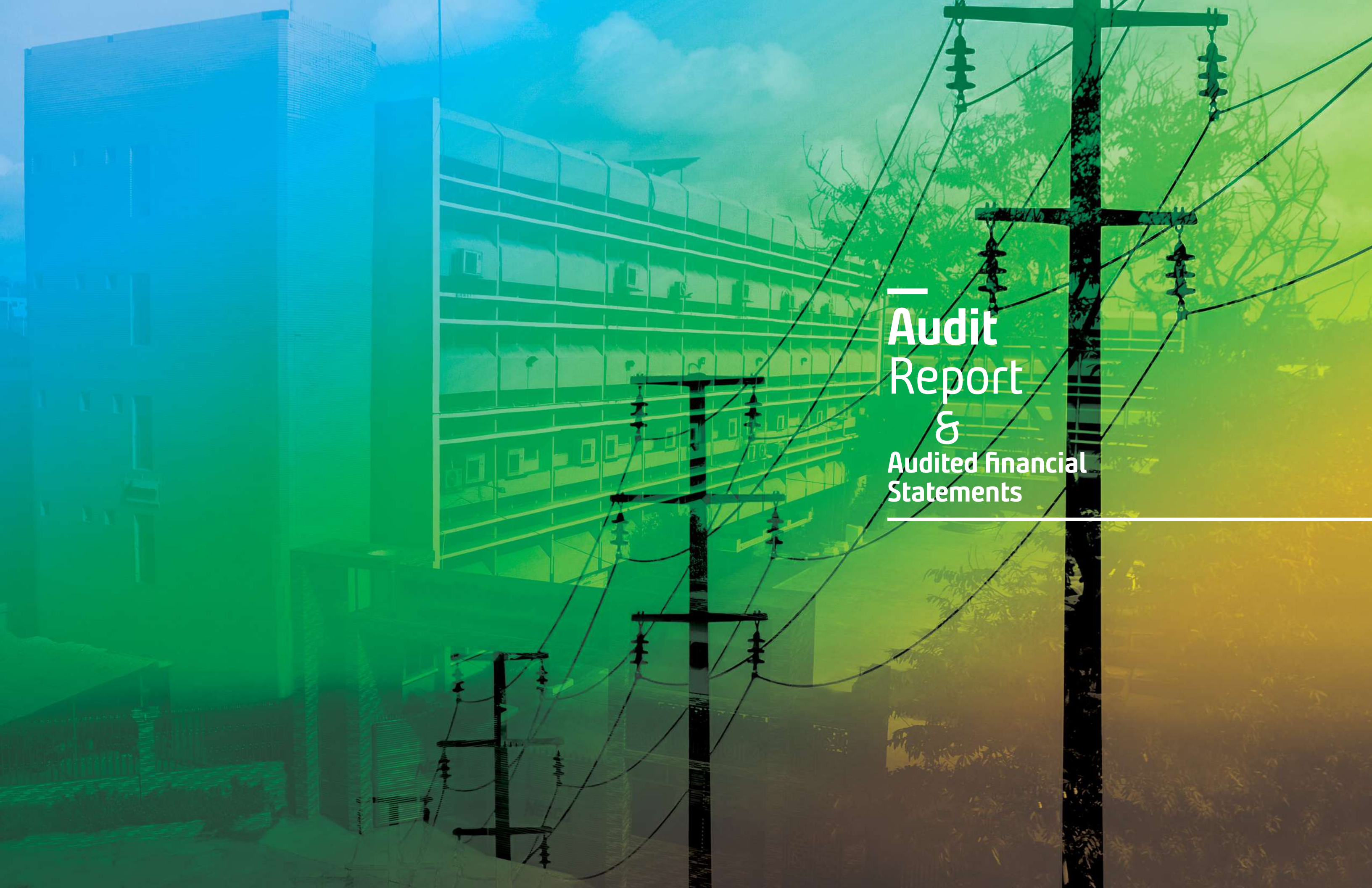
Finally, I would like to thank everyone here for being with us today and helping make this event a great success. Thank you all.



Md. Mohsin Chowdhury

Chairman, Board of Directors

Northern Electricity Supply Company PLC



—
**Audit
Report
&
Audited financial
Statements**

Independent Auditor's Report

To the Shareholders of

Northern Electricity Supply Company PLC

REPORT ON THE AUDIT OF THE FINANCIAL STATEMENTS

Qualified Opinion

We have audited the financial statements of Northern Electricity Supply Company PLC (the Company), which comprise the Statement of Financial Position as at June 30, 2022, Statement of Profit or Loss and Other Comprehensive Income, Statement of Changes in Equity and Statement of Cash Flows for the year then ended, and notes to the financial statements, including a summary of significant accounting policies and other explanatory information disclosed in notes 1 to 41 & Annexure- A,B,C,D,E & F.

In our opinion, except for the effects of the matter described in the basis for Qualified opinion section of our report, the accompanying financial statements present fairly, in all material respects, the financial position of the company as at June 30, 2022, and its financial performance and its cash flows for the year then ended in accordance with International Financial Reporting Standards (IFRSs), the Companies Act 1994 and other applicable laws and regulations.

Basis for Qualified Opinion

1. As disclosed in note # 1.3 of the Financial Statements, Company's assets consist of assets mainly acquired from BPDB as per statement of assets & liabilities as on 30.09.2016 annexed with the provisional Vendor's Agreement vide Contract No.: 10610 dated 24-06-2021 and addition of assets procured by NESCO till to the reporting date. Assets acquired from BPDB were based on a provisional vendor's agreement excluding land related with assets.

As per para 18 of IFRS 3, Business Combination "the acquirer shall measure the identifiable assets acquired and the liabilities assumed at their acquisition date fair values," but no valuation report for determination of such fair values was produced to us for our verification rather the assets were accounted for at book value instead of fair value;

2. The Company did not calculate and give the effect of Deferred Tax as per IAS -12 in the financial statements;

3. As disclosed in note# 20.01 NESCO has shown payable to BPDB for Electricity Purchases Tk. 278,74,16,651 (including Tk 33,55,14,841 of LPS of Electricity Bill as on 30.06.2022) whereas as per BPDB's Electricity Bill for the month of June 2022 receivables amount were Tk. 354,87,91,797 (including LPS Charge Tk. 134,20,59,363.59) as on 30.06.2022. Thus, the difference of the balance of receivables between NESCO and BPDB of Tk. 76,13,75,146 (Tk. 354,87,91,797 – Tk. 278,74,16,651). If the company

could keep provision for expenses for whole amount as per BPDB's Bill (Claim), the profit of the company would have been reduced by Tk. 76,13,75,146.

4. The company has maintained WPPF from the year 2018-19 and an amount of Tk. 42,74,364, Tk. 1,03,48,431, Tk. 1,70,81,825 and Tk. 2,43,43,971 were made Provision for WPPF for the year 2018-19, 2019-20, 2020-21 and 2021-22 respectively. The cumulative provision for WPPF stands Tk. 5,12,35,162 as on 30.06.2022 after deduction of payment Tk. 33,37,575 (80% of Tk. 42,74,364 for the year 2018-19) to the employees in the year 2020-21 and payment of 10% of WPPF of Tk. 14,62,280 to Bangladesh Workers Welfare Foundation (Tk. 4,27,436 for the year 2018-19 and Tk. 10,34,843 for the year 2019-20) and Tk. 13,576 (For the year 2018-19) to the employee in the year 2021-22. As per the Bangladesh Labour Law, 2006 and the amendment, 2013, particularly section 234 and 242 of the said law: the company shall have to distribute 80% of the total amount among in equal proportion to all [beneficiaries] in cash, and the remaining 20% (10:10) has to be paid proportionately to (i) Welfare Fund and (ii) Workers Welfare Foundation Fund established under section 14 of the Bangladesh Workers Welfare Foundation Act 2006. But the company did not properly comply with those sections of Bangladesh Labour Law, 2006 amendment thereof.

We conducted our audit in accordance with International Standards on Auditing (ISAs). Our responsibilities under those standards are further described in the Auditors' Responsibilities for the Audit of the Financial Statements section of our report. We are independent of the Company in accordance with the International Ethics Standards Board for Accountants' Code of Ethics for Professional Accountants (IESBA Code) together with the ethical requirements that are relevant to our audit of the financial statements in Bangladesh, and we have fulfilled our other ethical responsibilities in accordance with the IESBA Code. We believe that the audit evidence we have obtained is sufficient and appropriate to provide a basis for our qualified opinion.

Key Audit Matters

Key audit matters are those matters that, in our professional judgment, were of most significance in our audit of the financial statements of the current period. Those matters were addressed in context of our audit of the financial statements as a whole, and in forming our opinion thereon, and we do not provide a separate opinion on these matters. For each matter below, our description of how our audit addressed the matter is produced in the context.

Risk	Our response to the risk
Property, Plant & Equipment	
The carrying value of Property, Plant & Equipment as at 30 June 2022 was BDT 1,369,51,54,362.	Our audit procedures to assess the carrying value of Property, Plant & Equipment included the following:

Risk	Our response to the risk
<p>There are a number of areas where management judgment impacts the carrying value of Property, Plant & Equipment and the related depreciation profiles. These include:</p> <ul style="list-style-type: none"> ◆ Determining which costs meet the criteria for capitalization; ◆ The estimation of economic useful lives and residual values assigned to Property, Plant & Equipment. <p>We identified the carrying value of Property, Plant & Equipment as a key audit matter because of the high level of management judgment involved and because of its significance to the financial statements.</p>	<ul style="list-style-type: none"> ◆ assessing the design, implementation and operating effectiveness of key internal controls over the completeness, existence and accuracy of Property, Plant & Equipment, including the key internal controls over the estimation of useful economic lives and residual values; ◆ assessing, on a sample basis, costs capitalized during the year by comparing the costs capitalized with the relevant underlying documentation, which included purchase agreements and invoices, and assessing whether the costs capitalized met the relevant criteria for capitalization; and ◆ Evaluating management's estimation of useful economic lives and residual values by considering our knowledge of the business.

See note no. 3.00 of the financial statements.

Inventories (Stock and Stores)

<p>The NESCO PLC had Inventories (Stock and Stores) of BDT 158,70,11,948 as at 30 June 2022.</p> <p>The Inventories (Stock and Stores) was a key audit matter because of some significance risk. These include:</p> <ul style="list-style-type: none"> ◆ Purchase authorization; ◆ Availability of store for Inventories (Stock and Stores) and process of stocking; ◆ Existence of Inventories (Stock and Stores) in warehouses; and ◆ Disbursement/ delivery of Inventories (Stock and Stores). 	<p>Our audit procedures included, among others, the following:</p> <ul style="list-style-type: none"> ◆ Evaluated and selected systems and processes for Inventories (Stock and Stores) and tested a sample of key controls for establishing volumes and cost; ◆ Evaluated the stocking process in the selected stores and undertook our own test of control; ◆ Tested, on a sample basis, stocks of Inventories (Stock and Stores) to confirming existence by physical verification in warehouse; and ◆ Evaluated the authorization for Inventories (Stock and Stores).
---	--

See note no. 5.00 of the financial statements.

Risk	Our response to the risk
<p>Accounts Receivables</p> <p>The carrying value of Accounts Receivables as at 30 June 2022 was BDT 625,98,04,404.</p> <p>Accounts Receivables was a key audit matter because of some significance risk. These include:</p> <ul style="list-style-type: none"> ◆ Timely collection of carrying value of Accounts Receivables; ◆ Controlling process of Accounts Receivables; and ◆ Presentation of accurate information in the financial statements. 	<p>For Accounts Receivables our key audit procedures included the following:</p> <ul style="list-style-type: none"> ◆ Obtaining an understanding of NESCO PLC credit sales and other related control procedures and assessing the design, implementation and operating effectiveness of key internal controls over granting of credit sale; ◆ Evaluating the receivable calculations, agreeing the data inputs and checking the mathematical accuracy of the calculation; ◆ Obtained balance confirmation for accounts receivables on sample basis; ◆ We obtained a list of outstanding receivables;

See note no. 6.00 of the financial statements.

Short-Term Investment

<p>At the end of the year NESCO PLC reported total closing balance of Short-Term Investment was amounting BDT 178,23,43,603.</p> <p>Short Term Investment was a key audit matter because of some significance risk. These include:</p> <ul style="list-style-type: none"> ◆ Proper selection of Financial Institution for investing to FDR; ◆ Considering FDR interest rate; ◆ Obtaining FDR original instruments; ◆ Calculation of interest receivable for fair presentation in the Financial Statements. <p>We identified the closing balance of Short Term Investment as a key audit matter because of the high level of management judgment involved and because of its significance to the financial statements.</p>	<p>We performed a number of audit procedures for investment in Bank (FDR) and existence. The procedure includes among others, the followings:</p> <ul style="list-style-type: none"> ◆ Determining the existence of the investments by physical verification of the original FDR instruments; ◆ Evaluated the selection processes of financial institution for investing in bank (FDR); ◆ Evaluated and recalculated the appropriateness of the interest receivable and others; and ◆ Finally assessed the appropriateness and presentation of disclosures against relevant accounting standards.
---	---

See note no. 9.00 of the financial statements.

Reporting on Other Information

Management is responsible for the other information. The other information comprises all of the information in the Annual report other than the financial statements and our auditors' report thereon. The directors are responsible for the other information.

Our opinion on the financial statements does not cover the other information and we do not express any form of assurance conclusion thereon.

In connection with our audit of the financial statements, our responsibility is to read the other information and, in doing so, consider whether the other information is materially inconsistent with the financial statements or our knowledge obtained in the audit or otherwise appears to be materially misstated.

If, based on the work we have performed, we conclude that there is a material misstatement of this other information; we are required to report that fact. We have nothing to report in this regard.

Responsibilities of Management and Those Charged with Governance for the Financial Statements and Internal Controls

Management is responsible for the preparation and fair presentation of the financial statements in accordance with IFRSs, the Companies Act 1994, the Securities and Exchange Rules 1987 and other applicable laws and regulations and for such internal control as management determines is necessary to enable the preparation of financial statements that are free from material misstatement, whether due to fraud or error.

In preparing the financial statements, management is responsible for assessing the Company's ability to continue as a going concern, disclosing, as applicable, matters related to going concern and using the going concern basis of accounting unless management either intends to liquidate the Company or to cease operations, or has no realistic alternative but to do so.

Those charged with governance are responsible for overseeing the Company's financial reporting process.

Auditor's Responsibilities for the Audit of the Financial Statements

Our objectives are to obtain reasonable assurance about whether the financial statements as a whole are free from material misstatement, whether due to fraud or error, and to issue an auditor's report that includes our opinion. Reasonable assurance is a high level of assurance, but is not a guarantee that an audit conducted in accordance with ISAs will always detect a material misstatement when it exists. Misstatements can arise from fraud or error and are considered material if, individually or in the aggregate, they could reasonably be expected to influence the economic decisions of users taken on the basis of these financial statements.

As part of an audit in accordance with ISAs, we exercise professional judgment and maintain professional skepticism throughout the audit. We also:

- ◆ Identify and assess the risks of material misstatement of the financial statements, whether due to fraud or error, design and perform audit procedures responsive to

those risks, and obtain audit evidence that is sufficient and appropriate to provide a basis for our opinion. The risk of not detecting a material misstatement resulting from fraud is higher than for one resulting from error, as fraud may involve collusion, forgery, intentional omissions, misrepresentations, or the override of internal control.

- ◆ Obtain an understanding of internal control relevant to the audit in order to design audit procedures that are appropriate in the circumstances.
- ◆ Evaluate the appropriateness of accounting policies used and the reasonableness of accounting estimates and related disclosures made by management.
- ◆ Conclude on the appropriateness of management's use of the going concern basis of accounting and, based on the audit evidence obtained, whether a material uncertainty exists related to events or conditions that may cast significant doubt on the Company's ability to continue as a going concern. If we conclude that a material uncertainty exists, we are required to draw attention in our auditor's report to the related disclosures in the financial statements or, if such disclosures are inadequate, to modify our opinion. Our conclusions are based on the audit evidence obtained up to the date of our auditor's report. However, future events or conditions may cause the Company to cease to continue as a going concern.
- ◆ Evaluate the overall presentation, structure and content of the financial statements, including the disclosures, and whether the financial statements represent the underlying transactions and events in a manner that achieves fair presentation.
- ◆ We communicate with those charged with governance regarding, among other matters, the planned scope and timing of the audit and significant audit findings, including any significant deficiencies in internal control that we identify during our audit.
- ◆ We also provide those charged with governance with a statement that we have complied with relevant ethical requirements regarding independence, and to communicate with them all relationships and other matters that may reasonably be thought to bear on our independence, and where applicable, related safeguards.

From the matters communicated with those charged with governance, we determine those matters that were of most significance in the audit of the financial statements of the current period and are therefore the key audit matters. We describe these matters in our auditor's report unless law or regulation precludes public disclosure about the matter or when, in extremely rare circumstances, we determine that a matter should not be communicated in our report because the adverse consequences of doing so would reasonably be expected to outweigh the public interest benefits of such communication.

Report on other Legal and Regulatory Requirements

In accordance with the Companies Act 1994, we also report that:

- a. We have obtained all the information and explanations which to the best of our knowledge and belief were necessary for the purpose of our audit and made due verification thereof;
- b. In our opinion, proper books of accounts, records and other statutory books as required

by law have been kept by the Company so far as it appeared from our examinations of those books;

c. The Statement of Financial Position, Statement of Comprehensive Income, Statement of Changes in Equity and Statement of Cash Flows of the Company together with the annexed notes dealt with by the report are in agreement with the books of account and returns; and

d. The expenditure was incurred for the purpose of the Company's business.

Dated: Dhaka
04 October 2022

Signed for and on behalf of
Aziz Halim Khair Choudhury
Chartered Accountants

Signed by:
Md. Aftab Uddin Ahmed FCA
Senior Partner
ICAB Enrollment # 804
DVC: 2210130804AS345017

Northern Electricity Supply Company PLC
(An Enterprise of Bangladesh Power Development Board)

Statement of Financial Position

As at June 30, 2022

Figures in Tk.

Particulars	Notes	2022	2021
ASSETS:			
Non-Current Assets		27,144,044,805	20,211,817,602
Property, Plant & Equipment	3.00	13,695,154,362	13,990,047,397
Project in Process	4.00	13,448,890,443	6,221,770,205
Current Assets		10,566,084,882	13,109,534,629
Inventories (Stock and Stores)	5.00	1,587,011,948	1,602,746,693
Accounts Receivable	6.00	6,259,804,404	6,607,408,558
Other Receivables	7.00	40,641,206	90,455,793
Advance, deposits and prepayments	8.00	200,376,329	146,450,014
Short Term Investment	9.00	1,782,343,603	2,871,589,276
Cash and Cash Equivalents	10.00	695,907,394	1,790,884,294
Total Assets		37,710,129,687	33,321,352,231
EQUITY AND LIABILITIES:			
Equity		17,154,068,951	12,581,811,628
Share capital	11.00	15,409,136,500	999,900
BPDB's Equity	12.00	-	11,772,400,000
GoB Equity (Projects)	13.00	4,261,246,364	3,635,736,600
Retained Earnings/(Loss)	RE	(2,516,313,912)	(2,827,324,872)
Non-Current Liabilities		12,853,495,584	12,237,022,928
Loan from BPDB	14.00	74,981,134	74,981,134
GoB. Loan of BPDB (not yet due)	12.00	1,009,500,000	1,009,500,000
GoB. Loan (Project)	15.00	5,264,616,437	2,423,824,400
Foreign Loan of BPDB (not yet due)	12.00	2,205,500,000	2,205,500,000
Gratuity Fund	16.00	38,196,642	653,016,022
Other Payables to BPDB	17.00	4,260,701,371	5,870,201,371
Current Liabilities		7,702,565,151	8,502,517,676
Security Deposit	18.00	2,078,916,739	1,690,100,685
Fund for Employee's APA Bonus	19.00	191,217,290	285,201,753
Accounts Payables- BPDB and PGCB	20.00	2,900,677,612	4,538,138,693
Accounts Payable- Contractors & Supplier	21.00	70,500,741	324,899,350
Accounts Payable- Others	22.00	62,144,855	278,917,629
Deposit Work	23.00	1,432,115,407	1,139,505,252
Liabilities for Expenses	24.00	642,645,047	509,904,796
Provision for WPPF	25.00	51,235,162	28,367,047
Provision for Income Tax	26.00	307,697,552	247,875,582
Clearing Accounts Balances	Annex-B	(34,585,254)	(540,393,110)
Total Equity and Liabilities		37,710,129,687	33,321,352,231

The annexed notes 1 to 41 and Annexure -'A' to 'F' form an integral part of these financial statements.

Company Secretary

Managing Director

04 October 2022
Dhaka

Convener-Audit Committee

Executive Director (Finance)

Chairman

Signed in terms of our separate report of even date annexed.

Signed for and on behalf of
Aziz Halim Khair Choudhury
Chartered Accountants

Signed by:
Md. Aftab Uddin Ahmed FCA
Senior Partner
ICAB Enrollment # 804
DVC: 2210130804AS345017

Northern Electricity Supply Company PLC
(An Enterprise of Bangladesh Power Development Board)

Statement of Profit or Loss and Other Comprehensive Income

For the year ended June 30, 2022

Figures in Tk.

Particulars	Notes	2021-22	2020-21
Revenue from Operations		28,750,509,779	27,100,374,868
Energy Sales	2700	28,205,401,939	26,665,656,654
Other Operating Income	35.00	545,107,839	434,718,214
Less: Cost of Energy Sales		23,805,510,060	22,603,701,447
Energy Purchase	28.00	22,441,722,205	21,336,296,724
PF Surcharge	28.01	105,946,709	76,432,096
Wheeling & Transmission Charge	29.00	1,257,841,146	1,190,972,627
Gross Profit		4,944,999,719	4,496,673,422
Less: Operating & Administrative Expenses		4,510,395,282	4,303,562,569
Distribution Operating Expenses	30.00	2,295,274,835	2,255,581,975
Distribution Maintenance Expenses	31.00	98,645,535	102,429,376
General Administrative Expenses	32.00	1,523,463,423	1,270,008,479
General Maintenance Expenses	33.00	8,797,222	7,339,288
Bad & Doubtful Debts	34.00	41,957,621	138,426,525
Depreciation	Annex-A	542,256,646	529,776,926
Profit/(Loss) from Operations		434,604,437	193,110,853
Add: Non Operating Income/(Expenses)		76,618,948	165,607,469
Interest Expenses	36.00	(132,153,083)	(133,571,306)
Other Non Operating Income	37.00	77,175,112	59,000,901
Recruitment Income	38.00	22,592,500	-
Recruitment Expenses	39.00	(20,171,987)	-
Interest Income	40.00	129,176,406	240,177,874
Profit/(Loss) before Contribution to WPPF		511,223,385	358,718,321
Less: Contribution to WPPF (5% on Profit before tax)		24,343,971	17,081,825
Profit/(Loss) before Tax		486,879,414	341,636,496
Provision of Income Tax	41.00	175,710,602	163,054,147
Profit/(Loss) after Tax		311,168,812	178,582,349

The annexed notes 1 to 41 and Annexure -'A to F' form an integral part of these financial statements.

Company Secretary

Managing Director

Convener-Audit Committee

Executive Director (Finance)

Chairman

Signed in terms of our separate report of even date annexed.

04 October 2022
Dhaka

Signed for and on behalf of
Aziz Halim Khair Choudhury
Chartered Accountants

Signed by:
Md. Aftab Uddin Ahmed FCA
Senior Partner
ICAB Enrollment # 804
DVC: 2210130804AS345017

Northern Electricity Supply Company PLC
(An Enterprise of Bangladesh Power Development Board)

Statement of Changes in Equity

As at June 30, 2022

Particulars	Share Capital	Govt's Equity (Projects)	BPDB Equity	Retained Earnings	Total
Balance as on July 01, 2020	999,900	-	8,342,100,000	(3,004,907,321)	5,338,192,579
Add/ Less: Prior year Adjustment for depreciation up to 2019	-	-	-	(267,968,250)	(267,968,250)
Add/ Less: Prior year Adjustment for Bad & Doubtful Debts up to 2019	-	-	-	267,968,250	267,968,250
Add/ Less: Prior year Adjustment	-	-	3,430,300,000	-	3,430,300,000
Restated Opening Balance	999,900	-	11,772,400,000	(3,004,907,321)	8,768,492,579
Add:GoB Equity during the year	-	3,635,736,600	-	-	3,635,736,600
Add: Cash Dividend 2019-20	-	-	-	(999,900)	(999,900)
Profit/(loss) during the Year	-	-	-	178,582,349	178,582,349
Balance as on June 30, 2021	999,900	3,635,736,600	11,772,400,000	(2,827,324,872)	12,581,811,628
Balance as on July 01, 2021	999,900	3,635,736,600	11,772,400,000	(2,827,324,872)	12,581,811,628
Prior year adjustment (Depreciation wrongly charged non land)	-	-	-	342,097	342,097
Restated Opening Balance as on July 01, 2021	999,900	3,635,736,600	11,772,400,000	(2,826,982,775)	12,582,153,725
Add:GoB Equity during the year	-	4,261,246,364	-	-	4,261,246,364
Add: Share Capital from BPDB	11,772,400,000	-	-	-	11,772,400,000
Add: Share Capital from Power Division	3,635,736,600	-	-	-	3,635,736,600
Less: BPDB's Equity	-	-	(11,772,400,000)	-	(11,772,400,000)
Less: GoB Equity (Projects)	-	(3,635,736,600)	-	-	(3,635,736,600)
Add: Cash Dividend 2021-22	-	-	-	(499,950)	(499,950)
Profit/(loss) during the Year	-	-	-	311,168,812	311,168,812
Balance as on June 30, 2022	15,409,136,500	4,261,246,364	-	(2,516,313,912)	17,154,068,951

Company Secretary

Managing Director

04 October 2022
Dhaka

Convener-Audit Committee

Executive Director (Finance)

Chairman

Signed for and on behalf of
Aziz Halim Khair Choudhury
Chartered Accountants

Signed by:
Md. Aftab Uddin Ahmed FCA
Senior Partner
ICAB Enrollment # 804
DVC: 2210130804AS345017

Northern Electricity Supply Company PLC
(An Enterprise of Bangladesh Power Development Board)

Statement of Cash Flows

For the year ended June 30, 2022

Figures in Tk.

Particulars	2022	2021
Cash flows from Operating activities		
Net Profit/(Loss) after Tax	311,168,812	178,582,349
Adjustment to Net Profit/(Loss):		
Depreciation	542,256,646	529,776,927
Increase/(Decrease) in Liability for Expenses	132,740,251	141,160,079
Increase/(Decrease) in Accounts Payables- BPDB and PGCB	(1,637,461,081)	(349,113,806)
Increase/(Decrease) in Accounts Payable- Contractors & Supplier	(254,398,609)	24,784,477
Increase/(Decrease) in Accounts Payable- Others	(216,772,773)	226,205,850
Increase/(Decrease) in Other payables to BPDB	(1,609,500,000)	(1,132,066,901)
Increase/(Decrease) in Deposit Work	292,610,156	156,096,482
Increase/(Decrease) in Security Deposit	388,816,055	172,909,756
Increase/(Decrease) in Fund For Employees APA Bonus	(93,984,463)	(54,420,421)
Increase/(Decrease) in Gratuity	(614,819,380)	189,172,874
(Increase)/ Decrease in Accounts Receivables	347,604,154	(85,435,919)
(Increase)/ Decrease in Other Receivables	49,814,587	33,558,213
(Increase)/ Decrease in Stores and stock	15,734,746	(20,147,189)
(Increase)/ Decrease in Advance, Deposit and Prepayment	(53,926,315)	(25,437,217)
(Increase)/ Decrease in Clearing Accounts	505,807,855	(17,403,422)
(Increase)/ Decrease in WPPF	22,868,115	13,744,250
(Increase)/ Decrease in Provision for Income Tax	59,821,970	84,655,916
A. Net Cash (used)/provided operating activities	(1,811,619,274)	66,622,297
Cash flows from Investing activities		
Acquisition of Fixed Assets	(247,021,514)	(431,320,990)
Short Term Investments	1,089,245,673	156,574,418
Project in Process	(7,227,120,237)	(6,144,087,431)
B. Net Cash used in investing activities	(6,384,896,078)	(6,418,834,003)
Cash flows from Financing activities:		
BPDB's Equity	(11,772,400,000)	-
GoB Equity (Projects)	625,509,764	3,635,736,600
GoB. Loan (Project)	2,840,792,037	2,423,824,400
Share Capital	15,408,136,600	-
Cash Dividend	(499,950)	(999,900)
C. Net Cash generated in Financing activities	7,101,538,451	6,058,561,100
Increase/(Decrease) in Cash and Cash equivalent (A+B+C)	(1,094,976,901)	(293,650,606)
Cash and Cash equivalent at beginning of the year	1,790,884,294	2,084,534,899
Cash and Cash equivalent at end of the year (As per Note: 10)	695,907,394	1,790,884,294

Company Secretary

Managing Director

04 October 2022
Dhaka

Convener-Audit Committee

Executive Director (Finance)
Chairman

Signed for and on behalf of
Aziz Halim Khair Choudhury
Chartered Accountants

Signed by:
Md. Aftab Uddin Ahmed FCA
Senior Partner
ICAB Enrollment # 804
DVC: 2210130804AS345017

Northern Electricity Supply Company PLC
(An Enterprise of Bangladesh Power Development Board)

Notes of the Financial Statements

For the Year ended 30 June 2022

1. Legal Status & Nature of the Company. Signature Accounting Policies and other Relevant Information:

1.1 Legal Status

Northern Electricity Supply Company (NESCO) PLC was incorporated as a public limited Company by shares, on 03 August, 2005 with Authorized Capital of TK.2,500,000,000/= divided into 25,000,000 ordinary shares of Tk.100 each and paid up Capital of TK. 999,900/= divided into 9,999 ordinary shares of Tk.100 each per share. It is an Enterprise of Bangladesh Power Development Board (BPDB).

By the decision of 3rd Extra-Ordinary General Meeting held at December 29, 2021 NESCO PLC. Increased its Authorized Capital of TK.5,000,00,00,000/= (Five Thousands Crore) divided into 5,00,000,000 (Fifty Crore) ordinary shares of Tk.100 each. By the decision of 136th Board Meeting held at March 28, 2022 NESCO PLC increased paid up capital from TK. 999,900.00 divided into 9,999 ordinary shares of Tk.100 each per share to 1,540,91,36,500/= divided into 15,40,91,365 ordinary shares of Tk.100 each per share.

1.1.1 Principal Activities

The main objective of the Company is to distribute quality electricity to its consumers effectively and efficiently. NESCO PLC started its commercial operations from 01 October 2016 in Rajshahi & Rangpur Division area as per Govt. decision vide order no বিদ্যুৎ, জ্বালানি ও খনিজসম্পদ মন্ত্রনালয় এর স্মারক নং-২৭.০০.০০০০.০৮৮.৯৯.০০৬.১৬.৩৩৬, তারিখঃ ২০.০৯.২০১৬.

1.2 Basis of Accounting

The Financial Statements have been prepared on historical cost convention in accordance with International Financial Reporting Standards (IFRSs), except where otherwise mentioned, and are in compliance with the relevant requirements of the Companies Act, 1994, the Securities and Exchange Rules 1987 and other applicable laws and regulations.

1.3 Property, Plant & Equipment

Valuation of Property, Plants & Equipment purchased by NESCO

All properties handed over by Bangladesh Power Development Board (BPDB) vide order no বিদ্যুৎ, জ্বালানি ও খনিজসম্পদ মন্ত্রনালয় এর স্মারকনং-২৭.০০.০০০০.০৮৮.৯৯.০০৬.১৬.৩৩৬, তারিখঃ ২০.০৯.২০১৬. after 01.10.2016 Some Plant & equipment purchased by NESCO PLC. are recorded at cost considering its purchase price and any directly attributable cost of bringing the assets to working condition for intended use inclusive of inward freight, duties and non-returnable taxes. Provisional Vender agreement was signed on 24 June 2021 by Bangladesh Power Development Board (BPDB) and NESCO PLC.

1.4 Depreciation

1.4.1 Depreciation is charged at straight line method at rates varying from 3% to 10% depending on category and economic life of the Assets as under: NESCO PLC charged depreciation average 6 Month basis for addition amount of current year.

Categories	Rate (%)
Land & Land Development	Nil
Building & Others	3%
Computer and Equipment	10%
Furniture	10%
Distribution line and 'Electric Equipment	3%
Motor Vehicles	10%

1.4.2 Full year's depreciation is charged on assets which handed over by BPDB and acquired assets during the year

depreciation is charged average six months' basis as procured in the whole year.

1.5 Stores & Spares

Stores & Spares have been started at the lower of cost and net realizable in accordance with IAS 2 "inventories" after making due allowance for any obsolete or slow moving items. The cost of inventories is assigned by using weighted average cost method.

1.6 Bad and Doubtful Debts:

During the FY 2021-2022, the Audit Committee of NESCO PLC recommended in its 43rd meeting held on 01 September 2022 to keep Provision for Bad and Doubtful Debts as per following rates depending on aging of Accounts Receivable and accordingly the company has made Provision for Bad and Doubtful Debts during the year.

Aging of Accounts Receivable	Rate
0 to 12 Months	1%
13 to 24 Months	3%
25 to 36 Months	10%
37 to 60 Months	40%
More than 60 Months	80%

Calculation of Bad Debt Provision up to 30 June 2022 as per above policy

Aging of Accounts Receivable	Accounts Receivable	Rate of Provision	Amount of Provision
0 to 12 Months	469,85,00,635	1%	4,69,85,006
13 to 24 Months	60,26,22,960	3%	1,80,78,689
25 to 36 Months	51,23,54,892	10%	5,12,35,489
37 to 60 Months	54,38,09,378	40%	21,75,23,751
More than 60 Months	118,16,97,370	80%	94,53,57,895
Total	753,89,85,235		127,91,80,831

Bad Debt Provision made during the year (2021-2022)

Total Provision for bad debts up to 30-6-2022	127,91,80,831
Less: Provision for bad debt up to June 30, 2021 (As per Audit Report)	(123,72,23,210)
Bad Debt Provision made during the year	4,19,57,621

2. Significant Accounting Policies and Basis for preparation of Financial Statements:

2.1 Statement of Compliance

The Financial Statements of NESCO PLC has been prepared in accordance with the International Accounting Standards (IASs) and International Financial Reporting Standards (IFRSs), Companies Act 1994, and other applicable Laws and Regulations.

2.2 Measurement bases used in preparing the Financial Statements

The financial statements have been prepared based on the accrual basis of accounting following going concern assumption and prepared under the historical cost convention.

2.3 Functional and Presentational Currency

The financial statements are prepared in Bangladesh Taka (Tk.), which is the company's currency. All financial information presented in Taka has been rounded off to the nearest integer.

2.4 Components of Financial Statements

According to International Accounting Standard (IAS)-1, "presentation of financial statements" the complete set of financial statements includes the following components:

- Statement of Financial Position
- Statement of Profit or Loss and Other Comprehensive Income
- Statement of Changes in Equity and
- Statement of Cash Flows
- Notes to the Financial Statements.

2.5 Cash and Cash Equivalents

Cash comprises of cash at banks. IAS-1 "presentation of financial statement provides that cash and cash equivalents are not restricted in use. Cash in hand and bank balances have been considered as cash and cash equivalents.

2.6 Revenue Recognition

- The Company recognizes revenue of energy on issue of bills to the consumers for consumption of energy, demand charge, service charge, meter and transformer rent.
- Other operating income arising from connection / disconnection fees, bills against materials, meter-testing, LPC (Late Payment Surcharge) etc. are recognized on cash basis.
- Interest on short-term deposits (STD) and FDR's with banks is recognized as income on accrual basis.

2.7 Statement of Cash Flows

Statement of Cash Flows is prepared principally in accordance with IAS 7 "Statement of Cash Flows" and the cash flow from operating activities has been presented under the indirect method as required by the Securities and Exchange Rules 1987 and considering the provisions that Enterprises are encouraged to Report Cash Flows from Operating Activities using the "Indirect Method".

2.8 Accounts Receivable

Accounts Receivable for energy stated at realizable amount.

2.9 Related Party Transaction

The "related party" as per IAS -24 is Bangladesh Power Development Board (BPDB).

2.10 Earning per shares

- Basic Earning per shares (BEPS): Basic Earnings per share has been calculated by dividing the earning attributable to the number of shares (ordinary) outstanding during the year. However, neither the "GOB Equity" nor the "Share Deposit" amounts have been considered for determining BEPS and no shares have been allotted against these receipts. BEPS calculation has been showing note no.11.01.
- Diluted Earnings Per Share: No diluted Earnings per share was required to be calculated for the year under review as there is no scope for dilution of Earnings per share for the year.

2.11 Retirement Benefit Plants

(a) Contributory Provident Fund

The company maintains a Contributory Provident Fund (CPF) recognized by the National Board of Revenue (NBR). The employees contribute 10% of their basic salary and the company also contributes equivalent amount in the said fund. The fund is managed and operated by a Board of Trustees. The net earnings of the fund are apportioned to the Fund member's accounts at the end of the year.

(b) Gratuity

The company maintains a Gratuity Fund recognized by the National Board of Revenue (NBR). The company pays to a retired employee having completed at least 3 (three) years of service, at the rate of three and half month's last drawn basic salary for every completed year of service. The company pays to the fund

for the liability of the end of each year considering the number of years of service of employees eligible under the scheme.

(c) **Group Insurance:** Company has Group Insurance policy.

2.12 Taxation: Company's ETIN registration (e-TIN No: 328135896520) received July-17, 2018.

2.13 VAT: Company's BIN registration (BIN No: 001293137-1101) received October 01, 2019.

2.14 Reporting Period

The accounting year of the company covers the year ended from 1 July 2021 to 30 June 2022.

2.15 Date of authorization

These financial statements have been authorized for issue by the Board of Directors of the Company on October 04, 2022.

2.16 General

- i. Figures shown in the accounts have been rounded off to the nearest taka.
- ii. These notes form an integral part of the annexed financial statements and accordingly are to be read in conjunction therewith.
- iii. Figures of previous year have been re-arranged whenever necessary to confirm to current year's presentation.

Notes	Particulars	As At 30 June 2022	As At 30 June 2021
3.00	Property, Plant & Equipment Cost (A)		
	Opening Balance	16,557,875,579	16,126,554,589
	Add: Addition during the year	247,021,514	431,320,990
		16,804,897,093	16,557,875,579
	Adjustment during the year	-	-
	Closing balance	16,804,897,093	16,557,875,579
	Accumulated Depreciation (B)		
	Opening Balance	2,567,828,182	2,038,051,255
	Add: Charged during the year	542,256,646	529,776,927
		3,110,084,828	2,567,828,182
	Less: Adjustment during the Year	(342,097)	-
	Closing Balance	3,109,742,731	2,567,828,182
	Written Down Value (WDV)	13,695,154,362	13,990,047,397
4.00	Project in Process		
	Opening balance	6,221,770,205	77,682,774
	Add: Fund Received	7,227,120,237	6,144,207,560
		13,448,890,443	6,221,890,335
	Less: Closing Cash Balance	-	120,129
	Closing balance	13,448,890,443	6,221,770,205
5.00	Inventories (Stock & Stores)		
	Opening Balance	1,602,746,693	1,582,599,504
	Add: Addition during the year	52,432,107	111,940,244
		1,655,178,800	1,694,539,748
	Less: Consumption during the year	68,166,853	91,793,055
	Closing balance	1,587,011,948	1,602,746,693
6.00	Accounts Receivable		
	Accounts Receivable- Consumers(6.01)	6,259,804,404	6,607,408,558
6.01	Accounts Receivable- Consumers		
	Opening Balance	7,844,631,768	7,620,769,324
	Add: Addition during the year	28,205,401,939	26,665,656,654
		36,050,033,707	34,286,425,978
	Less: Collection during the year	28,511,048,473	26,441,794,210
	Closing balance	7,538,985,235	7,844,631,768
	Less: Provision for bad debt		
	Opening balance	1,237,223,210	1,098,796,685
	Provision made during the year	41,957,621	138,426,525
	Less: Prior year Adjustment	-	-
	Closing balance	1,279,180,831	1,237,223,210
	Net Accounts Receivable-Consumers	6,259,804,404	6,607,408,558
7.00	Other Receivables		
	Interest Receivable from FDR (701)	40,641,206	90,455,793
7.01	Interest Receivable from FDR		
	Opening Balance	90,455,793	124,014,006

Northern Electricity Supply Company PLC

(An Enterprise of Bangladesh Power Development Board)

Notes of the Financial Statements

As at 30 June 2022

Notes	Particulars	As At 30 June 2022	As At 30 June 2021
	Add: Addition during the year	40,641,206	90,455,793
		131,096,999	214,469,799
	Less: Collection during the year	90,455,793	124,014,006
	Closing balance	40,641,206	90,455,793
8.00	Advance deposits & prepayments		
	Tax deducted at source(8.01)	57,172,957	65,742,226
	Security for Telephone (8.02)	18,650	18,650
	Advance to Contractors and Suppliers (8.03)	6,432,000	6,992,217
	Advance to Employees(8.04)	97,450,482	24,491,860
	Temporary Advances(8.05)	2,054,240	11,957,061
	Advance to house Rent.	648,000	648,000
	Prepaid Rent.	36,600,000	36,600,000
	Total	200,376,329	146,450,014
8.01	Tax deducted at source		
	Opening balance	65,742,226	38,256,594
	Add: Addition during the year	52,516,363	27,485,632
		118,258,589	65,742,226
	Less: Adjustment during the year	61,085,632	-
	Closing balance	57,172,957	65,742,226
8.02	Security for Telephone		
	Opening balance	18,650	18,650
	Add: Addition during the year	-	-
		18,650	18,650
	Less: Adjustment during the year	-	-
	Closing balance	18,650	18,650
8.03	Advance to Contractors and Suppliers		
	Opening balance	6,992,217	6,932,000
	Add: Addition during the year	372,375	60,217
		7,364,592	6,992,217
	Less: Adjustment during the year	932,592	-
	Closing balance	6,432,000	6,992,217
8.04	Advance to Employees		
	Opening balance	24,491,860	24,611,860
	Add: Addition during the year	73,391,942	1,220,848
		97,883,802	25,832,708
	Less: Adjustment during the year	433,320	1,340,848
	Closing balance	97,450,482	24,491,860

Northern Electricity Supply Company PLC

(An Enterprise of Bangladesh Power Development Board)

Notes of the Financial Statements

As at 30 June 2022

Notes	Particulars	As At 30 June 2022	As At 30 June 2021
8.05	Temporary Advances		
	Opening balance	11,957,061	13,945,694
	Add: Addition during the year	45,887,553	43,441,514
		57,844,614	57,387,208
	Less: Adjustment during the year	55,790,374	45,430,147
	Closing balance	2,054,240	11,957,061
9.00	Short Term Investment		
	FDR	1,782,343,603	2,219,894,517
	AB Bank Ltd.	20,000,000	-
	BASIC Bank Ltd.	684,442,845	1,271,493,928
	Bangladesh Commerce Bank Ltd.	6,865,125	1,750,000
	First Security Islami Bank Ltd.	115,616,782	216,712,622
	IDLC Finance Ltd	32,470,538	21,425,000
	IFIC Bank Ltd.	20,000,000	-
	Investment Corporation of Bangladesh	285,908,626	-
	IPDC Finance Ltd.	20,000,000	20,000,000
	Janata Bank Ltd.	160,257,688	10,146,407
	Midland Bank Ltd.	11,127,173	-
	National Bank Ltd.	6,500,000	-
	Padma Bank Ltd.	2,606,959	-
	The Premier Bank Ltd.	10,000,000	-
	Rupali Bank Ltd.	373,410,554	677,366,560
	South Bangla Agriculture & Commerce Bank Ltd.	5,000,000	-
	Social Islami Bank Ltd.	5,000,000	-
	Union Bank Ltd.	13,137,313	-
	Global Islami Bank Ltd	10,000,000	1,000,000
	FDR for Gratuity	-	651,694,759
	BASIC Bank Ltd.	-	235,222,278
	Bangladesh Development Bank Ltd.	-	241,117,520
	First Security Islami Bank Ltd.	-	83,139,398
	Janata Bank Ltd.	-	33,942,795
	Rupali Bank Ltd.	-	411,368
	Trust Bank Ltd.	-	57,861,400
	Total	1,782,343,603	2,871,589,276
10.00	Cash and Cash Equivalent		
	Cash in Hand (Petty Cash)	820,500	765,500

Northern Electricity Supply Company PLC

(An Enterprise of Bangladesh Power Development Board)

Notes of the Financial Statements

As at 30 June 2022

Notes	Particulars	As At 30 June 2022	As At 30 June 2021
	Cash in Hand (10.01)	552,664,361	1,790,118,794
	Cash in Hand (VAT) (10.02)	142,422,533	
		695,907,394	1,790,884,294
10.01	SND & CD Accounts with Banks		
	Unit Collection Account	154,210,878	1,435,211,648
	Miscellaneous Collection Account	28,416,056	23,453,084
	Consumers Security Deposit Account	19,372,039	20,950,281
	Regional Accounting Office	35,149,535	35,242,119
	Regional Collection Account	27,067,115	46,244,745
	Regional Miscellaneous Collection Account	16,100,911	7,110,355
	Regional Consumers Security Deposit Account	4,943,593	2,319,056
	Deposit Account	30,749,608	10,816,998
	Central Bank Account(SPC)	155,824,302	202,384,863
	Central Consumers Security Deposit Account	134,555	755,014
	Central Revenue Miscellaneous	11,358,330	1,289,452
	Central Deposits Works	11,943,443	4,026,660
	Central Meter Account	57,393,998	314,519
		552,664,361	1,790,118,794
10.01	SND & CD Accounts with Banks (VAT)		
	Unit Collection Account	9,054,811	-
	Regional Collection Account	1,814,674	-
	Central Bank Account(SPC)	131,553,048	-
		142,422,533	-
11.00	Share Capital		
	Authorized Capital		
	50,00,00,000 Ordinary Share Capital@tk 100 each	50,000,000,000	2,500,000,000
	Subscribed & paid up Capital		
	9,999 Ordinary Share Capital@tk 100 each	999,900	999,900
	1,177,24,000 Ordinary Share Capital@tk 100 each	11,772,400,000	-
	3,63,57,366 Ordinary Share Capital@tk 100 each	3,635,736,600	-
		15,409,136,500	999,900
11.01	Basic Earning per share (EPS) Disclosure Under IAS 33" Earning per share"		
	(A) Net Profit after Tax	311,168,812	178,582,349

Northern Electricity Supply Company PLC

(An Enterprise of Bangladesh Power Development Board)

Notes of the Financial Statements

As at 30 June 2022

Notes	Particulars	As At 30 June 2022	As At 30 June 2021
	(B) Number of Ordinary Shares	154,091,365	9,999
	(C) BEPS (A/B)	2.02	17,860
11.02	Composition of shareholding:		
	The composition of Share holding position as of June 30, 2022 is as follows:		
	Particular	No of share holders	Number of share
			% of share Capital
	Bangladesh Power Development Board (BPDB)	11	117,733,991
	Power Division, Ministry of PEMR	1	36,357,367
	Finance Division, Ministry of Finance	1	1
	Others	6	6
	Total	19	154,091,365
			100.00%
11.03	Diluted Earning Per Share		
	No diluted earnings per share is required to be calculated as there was no scope for dilatation during the year		
12.00	BPDB Equity		
	Opening balance	15,853,400,000	15,853,400,000
	Add: Addition during the year	-	-
	Add: Prior year adjustment	-	-
		15,853,400,000	15,853,400,000
	Less: BPDB'S Liabilities	4,081,000,000	4,081,000,000
	Net balance	11,772,400,000	11,772,400,000
	Less: Share issue	11,772,400,000	-
	Closing balance	-	11,772,400,000
A	Assets:		
	Building	827,600,000	827,600,000
	Plant and Machinery	13,995,900,000	13,995,900,000
	Vehicles	133,200,000	133,200,000
	Furniture and fixture	76,300,000	76,300,000
	Stores	820,400,000	820,400,000
	Total Assets	15,853,400,000	15,853,400,000
B	Liabilities		
	Consumer Security Deposits	866,000,000	866,000,000
	GoB loan (not yet due)	1,009,500,000	1,009,500,000
	Foreign Loan (not yet due)	2,205,500,000	2,205,500,000
	Total Liabilities	4,081,000,000	4,081,000,000

Northern Electricity Supply Company PLC

(An Enterprise of Bangladesh Power Development Board)

Notes of the Financial Statements

As at 30 June 2022

Notes	Particulars	As At 30 June 2022	As At 30 June 2021
	Note: As per provisional vendor agreement by Bangladesh Power Development Board (BPDB) and NESCO PLC		
13.00	GoB Equity (Projects)		
	Smart Prepayment Metering Project	2,323,426,364	1,090,260,000
	Extension & Renovation of Rajshahi Division	2,509,521,600	1,312,161,600
	Extension & Renovation of Rangpur Division	3,064,035,000	1,233,315,000
	Total GoB Equity	7,896,982,964	3,635,736,600
	Less: Share Issue	3,635,736,600	-
	Net GoB Equity	4,261,246,364	3,635,736,600
14.00	Loan From BPDB		
	Janata Bank Ltd (A.Gani Road Br.)	10,470,250	10,470,250
	Agrani Bank Ltd (WAPDA Branch)	8,743,250	8,743,250
	Agrani Bank Ltd (WAPDA Branch)	16,124,700	16,124,700
	Pubali Bank Ltd (Dhaka branch.)	23,804,057	23,804,057
	AB Bank Ltd (Dhaka branch.)	6,838,777	6,838,777
	Addition for the year-2016-2017	10,000,000	10,000,000
		75,981,034	75,981,034
	Less: Adjusted with share capital	999,900	999,900
	Closing balance	74,981,134	74,981,134
15.00	GoB Loan (Projects)		
	Smart Prepayment Metering Project	1,548,912,037	726,840,000
	Extension & Renovation of Rajshahi Division	1,673,014,400	874,774,400
	Extension & Renovation of Rangpur Division	2,042,690,000	822,210,000
	Total GoB Loan	5,264,616,437	2,423,824,400
16.00	Gratuity		
	Opening balance	653,016,022	463,843,149
	Add: During the year	581,079,586	200,254,541
		1,234,095,608	664,097,690
	Less: Adjustment during the year	1,195,898,966	11,081,668
	Closing balance	38,196,642	653,016,022
17.00	Other Payables to BPDB		
	This has been made as per Vendor Agreement:		
	Cash and cash equivalents	-	-
	Accounts Receivables	4,000,001,371	5,609,501,371
	Advance to Employee	219,100,000	219,100,000
	Advance to Contractor	5,000,000	5,000,000
	Prepaid and Deposit	36,600,000	36,600,000

Northern Electricity Supply Company PLC

(An Enterprise of Bangladesh Power Development Board)

Notes of the Financial Statements

As at 30 June 2022

Notes	Particulars	As At 30 June 2022	As At 30 June 2021
	Closing balance	4,260,701,371	5,870,201,371
18.00	Security Deposit		
	Consumers(18.01)	1,820,651,846	1,668,400,873
	Contractors and Suppliers (18.02)	258,264,893	21,699,812
	Total	2,078,916,739	1,690,100,685
18.01	Security Deposit-Consumers		
	Consumer Security Deposits of BPDB	866,000,000	866,000,000
	Consumer Security Deposits of NESCO	468,203,467	468,203,467
		1,334,203,467	1,334,203,467
	Last Year Addition	334,197,405	157,787,594
	Addition during the year	159,221,048	177,229,811
		1,827,621,921	1,669,220,873
	Adjustment during the year	6,970,075	820,000
	Closing balance	1,820,651,846	1,668,400,873
18.02	Security Deposit-Contractors and Suppliers		
	Opening balance	21,699,812	25,199,867
	Addition during the year	265,676,691	44,658,214
		287,376,503	69,858,081
	Adjustment during the year	29,111,610	48,158,269
	Closing balance	258,264,893	21,699,812
19.00	Fund For Employees APA Bonus		
	Opening Balance	285,201,753	339,622,174
	Addition during the year	10,000,000	10,000,000
		295,201,753	349,622,174
	Payment during the year	103,984,463	64,420,421
	Closing balance	191,217,290	285,201,753
20.00	Accounts Payables-BPDB and PGCB		
	Electricity purchase-BPDB (20.01)	2,787,416,651	4,226,324,936
	Wheeling charge-PGCB (20.02)	113,260,961	311,813,757
	Closing balance	2,900,677,612	4,538,138,693
20.01	Electricity purchase-BPDB		
	Opening balance	4,226,324,936	4,558,756,666
	Addition during the year	22,883,183,755	21,747,193,475
		27,109,508,691	26,305,950,141
	Payment during the year	24,322,092,039	22,079,625,205
	Closing balance	2,787,416,651	4,226,324,936

Northern Electricity Supply Company PLC

(An Enterprise of Bangladesh Power Development Board)

Notes of the Financial Statements

As at 30 June 2022

Notes	Particulars	As At 30 June 2022	As At 30 June 2021
20.02	Wheeling charge-PGCB		
	Opening balance	311,813,757	328,495,832
	Addition during the year	1,220,105,910	1,162,311,567
		1,531,919,667	1,490,807,399
	Payment during the year	1,418,658,706	1,178,993,642
	Closing balance	113,260,961	311,813,757
21.00	Accounts Payables-Contractors and Suppliers		
	Opening balance	324,899,350	300,114,873
	Addition during the year	70,246,523	309,140,972
		395,145,873	609,255,845
	Adjustment/Payment during the year	324,645,132	284,356,495
	Closing balance	70,500,741	324,899,350
22.00	Accounts Payables-Others		
	Accounts Payables-Others (22.01)	42,479,528	17,782,895
	Bank Overdraft (22.02)	(764)	211,394,914
	Back Service Benefit, GPF, Pension (22.03)	19,666,091	49,739,820
	Total	62,144,855	278,917,629
22.01	Accounts Payables-Others		
	Opening balance	17,782,895	11,927,440
	Addition during the year	42,791,955	17,638,644
		60,574,850	29,566,083
	Adjustment during the year	18,095,322	11,783,189
	Closing balance	42,479,528	17,782,895
22.02	Bank Overdraft		
	Opening balance	211,394,914	(2,170,703)
	Addition during the year	5,558,578,398	4,488,377,309
		5,769,973,312	4,486,206,605
	Adjustment during the year	5,769,974,076	4,274,811,691
	Closing balance	(764)	211,394,914
22.03	Back Service Benefit, GPF, Pension		
	Opening balance	49,739,820	42,955,042
	Addition during the year	578,906,110	1,378,817,041
		628,645,930	1,421,772,083
	Adjustment during the year	608,979,839	1,372,032,263
	Closing balance	19,666,091	49,739,820
23.00	Deposit Work		

Northern Electricity Supply Company PLC

(An Enterprise of Bangladesh Power Development Board)

Notes of the Financial Statements

As at 30 June 2022

Notes	Particulars	As At 30 June 2022	As At 30 June 2021
	Opening balance	1,139,505,252	983,408,770
	Addition during the year	751,564,490	201,588,301
		1,891,069,742	1,184,997,070
	Adjustment during the year	458,954,335	45,491,819
	Closing balance	1,432,115,407	1,139,505,252
24.00	Liability for expenses		
	Employees other salary deduction (24.01)	225,739	479
	Audit fee	250,000	225,000
	Group Insurance	733	733
	Withholding tax	8,320,864	(14,916)
	VAT Payable (Supplier)	9,409,942	472,616
	VAT Payable (Energy Sales)	41,008,283	45,472,132
	CBA Subscription	374,900	374,900
	AIT on PGCB Bill	10,639,879	12,808,270
	Benevolent Fund Contribution	1,907,726	812,228
	Interest Payable on Various Loan (24.02)	570,506,981	449,752,547
	Dividend Payable	-	800
	Total	642,645,047	509,904,797
24.01	Employees other salary deduction		
	Opening balance	479	-
	Addition during the year	495,038	377,806
		495,517	377,806
	Adjustment during the year	269,778	377,327
	Closing balance	225,739	479
24.02	Interest Payable on Various Loan		
	Loan from BPDB	74,981,134	74,981,134
	GoB. Loan (Not yet Due)	1,009,500,000	1,009,500,000
	Foreign Loan (Not yet Due)	2,205,500,000	2,205,500,000
		3,289,981,134	3,289,981,134
	Interest Payable on GoB. Loan @ 3 %	32,534,434	32,534,434
	Interest Payable on Foreign Loan @ 4 %	88,220,000	88,220,000
	Total Interest Payable	120,754,434	120,754,434
	Add : Opening Payable	449,752,547	331,168,813
		570,506,981	451,923,247
	Add : Payable from SOD Loan	-	-
		570,506,981	451,923,247
	Less : Adjustment of Payable from SOD Loan	-	2,170,700

Northern Electricity Supply Company PLC
(An Enterprise of Bangladesh Power Development Board)

Notes of the Financial Statements

As at 30 June 2022

Notes	Particulars	As At 30 June 2022	As At 30 June 2021
	Closing Balance	570,506,981	449,752,547
25.00	Provision for WPPF		
	Opening balance	28,367,047	14,622,797
	Addition during the year	24,343,971	17,081,825
		52,711,018	31,704,622
	Adjustment during the year	1,475,856	3,337,575
	Closing balance	51,235,162	28,367,047
26.00	Provision for Income tax		
	Opening balance	247,875,582	163,219,666
	Addition during the year	175,710,602	163,054,147
		423,586,184	326,273,813
	Adjustment during the year	115,888,632	78,398,231
	Closing balance	307,697,552	247,875,582
27.00	Energy Sales		
		2021-22	2020-21
	LT - A: Residential	11,738,402,642	11,031,004,573
	LT - B: Irrigation /Pump for Agriculture	306,337,220	367,970,997
	LT- C1: Small Industries	1,845,394,861	1,875,033,767
	LT- C2: Construction	44,723,882	40,039,097
	LT- D1: Education, Religious & Charitable Inst. & Hospital	297,675,174	320,022,988
	LT- D2: Street Light and Water Pumps	358,588,154	413,413,783
	LT- D3: Battery Charging Station	564,512,058	481,325,225
	LT- E: Low Tension Commercial	3,522,108,767	3,219,594,202
	LT- T: Temporary	21,364,830	15,379,924
	MT- 1: Residential	195,149,285	183,455,225
	MT- 2: Commercial & Office	1,018,283,465	913,785,166
	MT- 3: Industry	6,164,642,876	5,871,792,764
	MT- 4: Construction	7,272,279	11,473,117
	MT- 5: General	651,259,953	564,436,525
	MT- 6: Temporary	1,457,533	154,417
	MT- 7: Battery Charging Station	-	-
	MT- 8: Irrigation /Pump for Agriculture	8,957,852	10,420,490
	HT-1: General	192,178,447	73,686,672
	HT- 2: Commercial & office	38,296,570	40,755,160
	HT- 3: Industry	1,228,796,092	1,231,912,562
	HT- 4: Construction	-	-

Northern Electricity Supply Company PLC
(An Enterprise of Bangladesh Power Development Board)

Notes of the Financial Statements

As at 30 June 2022

Notes	Particulars	As At 30 June 2022	As At 30 June 2021
	EHT-1:General	0%	-
	EHT-2: General (Above 140 MW)	0%	-
	Demand Charge	0%	-
	Total	100%	-
28.00	Energy Purchase		
	Jul-21	2,029,387,337	1,979,679,069
	Aug-21	2,148,734,438	2,026,888,356
	Sep-21	2,111,045,056	1,952,654,906
	Oct-21	1,970,552,488	1,940,756,981
	Nov-21	1,459,652,455	1,455,319,806
	Dec-21	1,522,297,279	1,465,186,546
	Jan-22	1,576,364,230	1,498,201,794
	Feb-22	1,406,911,551	1,411,888,406
	Mar-22	1,920,124,287	1,754,316,337
	Apr-22	2,082,697,510	1,880,046,333
	May-22	2,008,856,784	1,898,632,916
	Jun-22	2,205,098,790	2,072,725,276
	Total	22,441,722,205	21,336,296,724
28.01	Power Factor Charge		
	Jul-21	3,495,074	1,660,903
	Aug-21	3,929,988	3,430,008
	Sep-21	2,390,393	3,211,677
	Oct-21	7,930,926	6,358,919
	Nov-21	23,902,670	10,750,972
	Dec-21	21,520,731	6,934,877
	Jan-22	14,542,615	6,544,744
	Feb-22	11,743,843	8,779,908
	Mar-22	7,800,495	9,415,567
	Apr-22	3,155,809	9,547,159
	May-22	3,900,520	5,464,746
	Jun-22	1,633,646	4,332,618
	Total	105,946,709	76,432,096
29.00	Wheeling & Transmission Charge:		
	Jul-21	113,997,498	115,308,942
	Aug-21	120,632,595	111,779,932
	Sep-21	118,918,695	108,002,885

Northern Electricity Supply Company PLC
(An Enterprise of Bangladesh Power Development Board)

Notes of the Financial Statements

As at 30 June 2022

Notes	Particulars	As At 30 June 2022	As At 30 June 2021
	Oct-21	110,439,321	106,696,862
	Nov-21	81,652,616	80,459,310
	Dec-21	84,181,393	80,981,713
	Jan-22	87,453,335	82,653,064
	Feb-22	77,929,109	78,147,579
	Mar-22	107,974,005	98,021,152
	Apr-22	117,228,339	105,611,282
	May-22	113,206,655	106,829,215
	Jun-22	124,227,585	116,480,691
	Total	1,257,841,146	1,190,972,627
29.01	The company pays wheeling charge to Power Grid Co. Ltd (PGCB) at the rate per unit Tk. 0.2944.		
30.00	Distribution Operating Expenses		
	Pay of Officers	231,065,990	231,760,973
	Pay of Staff	541,924,749	536,244,536
	Allowances of Officers	144,256,486	141,669,522
	Allowances of Staff	413,797,856	409,067,487
	Leave Encashment	797,033	560,238
	Overtime Allowances	85,099,950	76,221,316
	Travelling Allowance	12,866,800	10,283,457
	Conveyance Charge	896,075	901,602
	Medical Expenses	230,000	210,000
	Washing Expenses	133,802	99,273
	Refreshment and Entertainment	103,460	98,177
	Festival Bonus for Officer	38,226,346	38,764,958
	Festival Bonus for Staff	89,342,720	89,738,097
	Bonus for Officer-Bengali New Year	3,819,172	3,930,938
	Bonus for Staff-Bengali New Year	8,817,553	8,997,906
	Printing and Stationery	10,718,835	9,470,709
	Taxes, License and Fees	26,332,433	24,265,176
	Office rent	1,757,341	2,225,334
	Electricity Charges (Own use)	44,053,498	49,438,770
	Employees Electricity Rebate	53,284,797	54,195,772
	Electricity Rebate - Freedom fighters	869,565	777,204
	Uniforms and Liveries	7,784	1,900
	Post and Telegram	25,860	76,072
	Telephone, Telex and Fax	2,293,600	2,062,200
	Advertising and Promotion	3,998,864	2,950,800

Northern Electricity Supply Company PLC
(An Enterprise of Bangladesh Power Development Board)

Notes to the Financial Statement

For the year ended 30 June 2022

Notes	Particulars	As At 30 June 2022	As At 30 June 2021
	Legal Expenses	86,000	661,813
	Petrol, Diesel and Lubricants	33,741,420	26,833,457
	Stores and Spares Used	13,162,580	6,994,086
	Freight and Handling	3,332,914	3,692,177
	Workman Compensation	100,000	-
	NESCO's Contribution to Gratuity	223,224,509	160,641,158
	Corporate Social Responsibility	6,625,086	-
	Training and Education Expense Local	1,746,882	1,053,843
	NESCO's Contribution to CPF	73,139,297	70,321,793
	Leave encashment on Retirement	3,515,450	2,395,877
	Insurance for Vehicles & Others	1,604,264	1,699,536
	Bank Charge and Commission	540,409	475,325
	Excise duty	1,042,500	1,082,500
	Revenue Stamp Charge	20,765,070	38,022,873
	Honorarium - Others	1,517,620	1,160,149
	APA Bonus	8,018,235	8,018,235
	Wages for Hired Labor	163,831,977	216,351,320
	Security Service (Ansar)	24,560,053	22,165,415
	Total	2,295,274,835	2,255,581,975
30.01	Allowances of Officers		
	Charge Allowance	-	215,452
	House Rent Allowance	98,893,658	99,484,451
	Medical Allowance	32,620,833	29,084,738
	Conveyance Allowance	9,209,589	9,327,829
	Motorcycle Allowance	2,710,452	2,703,468
	Educational Allowance	821,955	853,585
	Total	144,256,486	141,669,522
30.02	Allowances of Staff		
	Charge Allowance	-	23,002
	House Rent Allowance	226,981,378	223,129,939
	Medical Allowance	54,261,692	53,868,498
	Conveyance Allowance	53,070,274	54,043,147
	Washing Allowance	3,068,844	3,027,953
	Shift Duty Allowance	63,098,761	61,262,240
	Educational Allowance	13,316,908	13,712,708
	Total	413,797,857	409,067,486

Northern Electricity Supply Company PLC
(An Enterprise of Bangladesh Power Development Board)

Notes to the Financial Statement

For the year ended 30 June 2022

Notes	Particulars	As At 30 June 2022	As At 30 June 2021
31.00	Distribution Maintenance Expenses		
	Structures and Improvement	28,256,901	30,378,303
	Overhead Conductor and Devices	52,394,572	60,325,103
	Transportation Equipment	16,553,794	10,991,086
	Office Furniture and Equipment	1,393,473	686,334
	Store Equipment	46,795	48,550
	Total	98,645,535	102,429,376
32.00	General Administrative Expenses.		
	Pay of Officers	116,543,883	111,839,696
	Pay of Staff	56,048,241	55,938,463
	Allowances of Officers (Note no.- 32.01)	78,476,913	72,886,013
	Allowances of Staff (Note no.- 32.02)	38,200,826	37,869,862
	Leave encashment	2,361,597	1,684,291
	Overtime Allowances	2,669,523	2,268,999
	Travelling Expenses/Allowance	8,929,438	5,237,265
	Conveyance Charge	398,915	415,530
	Medical Expenses	180,000	-
	Washing Expenses	33,710	16,230
	Refreshment and Entertainment	11,813,495	4,744,716
	Festival Bonus for Officer	19,030,972	18,206,239
	Festival Bonus for Staff	9,083,601	9,178,360
	Bengali New Year Bonus for Officer	1,920,025	1,846,880
	Bengali New Year Bonus for Staff	904,243	982,167
	Printing and Stationery	9,819,443	7,679,066
	Taxes, License and Fees	51,803,391	4,372,953
	Office rent	6,377,656	5,434,223
	Electricity Charges (Own use)	2,329,022	2,110,478
	Employees Electricity Rebate	8,269,819	8,223,039
	Uniforms and Liveries	4,437,189	30,240
	Post and Telegram	58,151	47,604
	Telephone, Telex and Fax	2,602,105	3,916,631
	Advertising and Promotion	21,785,787	14,519,755
	Audit fee's	280,000	225,000
	Legal Expenses	4,910,517	3,111,092
	Petrol, Diesel and Lubricants Used for Transport	7,682,729	6,353,054
	Stores & Spares Used	14,231,955	3,829,896
	Customs Duties & Sales Tax	12,498,439	4,587,380
	Freight and Handling	465,700	194,480

Northern Electricity Supply Company PLC
(An Enterprise of Bangladesh Power Development Board)

Notes to the Financial Statement

For the year ended 30 June 2022

Notes	Particulars	As At 30 June 2022	As At 30 June 2021
	NESCO's Contribution to Gratuity	321,956,627	39,613,384
	Corporate Social Responsibility	6,034,000	301,478,850
	Training and Education Expense	6,552,797	997,700
	NESCO's Contribution to CPF	16,671,613	15,725,098
	Insurance for Vehicles & Others	2,211,787	1,930,224
	Group Insurance Premium	9,427,302	9,933,428
	Bank Charge and Commission	894,124	798,145
	Rebate from Prepaid Sales	26,748,024	2,469,663
	Excise duty	2,056,500	2,105,507
	Revenue Stamp Charge	9,794,420	2,617,605
	Honorarium - Others	17,379,596	16,135,802
	APA Bonus	1,981,765	1,981,764
	Consultant's fee - Local	12,333,503	15,853,013
	Wages for Hired Labor	23,225,547	27,953,207
	Computerization of Commercial Operation	32,620,535	37,419,482
	Contract for Commercial Operation Activities	148,091,366	40,972,451
	Service Charge for Collection of Electricity bill by Mobile phone Companies	6,288,770	6,967,038
	Security Service (Ansar)	15,691,676	14,291,675
	Electricity Bill LPS (3 Month)	335,514,841	335,514,841
	System Maintenance Fees (BERC)	33,841,346	-
	Miscellaneous Expenses (Covid-19)	-	7,500,000
	Total	1,523,463,423	1,270,008,479
32.01	Allowances of Officers		
	Charge Allowance	-	65,000
	House Rent Allowance	56,346,573	53,431,625
	Medical Allowance	14,816,204	12,674,095
	Conveyance Allowance	5,345,322	5,132,562
	Motorcycle Allowance	51,170	1,250
	Entertainment Allowance	311,000	254,522
	Educational Allowance	647,493	644,718
	Judicial Allowances	525,360	500,340
	Vehicle Maintenance	225,000	-
	Telephone Allowance	17,800	-
	Rest & Recreation Allowance	190,990	181,900
	Total	78,476,912	72,886,012
32.02	Allowances of Staff		
	Charge Allowance	-	10,000
	House Rent Allowance	25,194,279	24,949,181

Northern Electricity Supply Company PLC
(An Enterprise of Bangladesh Power Development Board)

Notes to the Financial Statement

For the year ended 30 June 2022

Notes	Particulars	As At 30 June 2022	As At 30 June 2021
	Medical Allowance	5,752,775	5,597,606
	Conveyance Allowance	4,986,980	5,053,250
	Washing Allowance	126,684	114,400
	Shift Duty Allowance	806,432	759,375
	Educational Allowance	1,333,676	1,386,050
	Total	38,200,826	37,869,862
33.00	General Maintenance Expenses		
	Structures and Improvement	3,589,148	1,704,064
	Overhead Conductor and Devices	10,000	
	Transportation Equipment	4,408,857	4,846,194
	Office Furniture and Equipment	740,275	719,953
	Store Equipment	48,942	69,077
	Total	8,797,222	7,339,288
34.00	Accounts Receivable- Consumers		
	Opening Balance	7,844,631,768	7,620,769,324
	Add: Addition during the year	28,205,401,939	26,665,656,654
		36,050,033,707	34,286,425,978
	Less: Collection during the year	28,511,048,473	26,441,794,210
	Closing balance	7,538,985,235	7,844,631,768
	Bad Debt	41,957,621	138,426,525
35.00	Other Operating Income		
	Connection and Disconnection fees	136,187,732	136,194,435
	Meter Rent from Prepaid Meter	142,031,370	-
	Late Payment Surcharge	266,888,738	298,523,779
	Total	545,107,839	434,718,214
36.00	Interest Expenses:		
	Interest on Various Loan (BPDB)	120,754,434	120,754,434
	Interest on SOD/OD Loan	11,398,649	12,816,872
	Total	132,153,083	133,571,306
37.00	Other Non Operating Income		
	Misc. Income	69,100,363	54,865,998
	Sale of scrap Materials	1,105	-
	Sale of Tender Document	146,150	562,100
	Liquidity Damage Received	6,448,070	2,166,937

Northern Electricity Supply Company PLC
(An Enterprise of Bangladesh Power Development Board)

Notes to the Financial Statement

For the year ended 30 June 2022

Notes	Particulars	As At 30 June 2022	As At 30 June 2021
	House Rent Recovery	1,266,559	1,332,896
	Transport Charge	212,865	72,970
	Total	77,175,112	59,000,901
38.00	Recruitment Income		
	Recruitment Fees	22,592,500	-
	Total	22,592,500	-
39.00	Recruitment Expenses		
	Examination Fees	16,672,987	
	Honorarium for VIVA	3,499,000	-
	Total	20,171,987	-
40.00	Interest Income		
	Interest on Bank Account	17,515,775	23,166,129
	Interest on Security Deposit	82,923	4,725,819
	Interest on HB Loan etc.	-	27,351
	Interest income from FDR	111,577,709	212,258,575
	Total	129,176,406	240,177,874
41.00	Provision for Income Tax		
	Profit before Tax	486,879,414	341,636,496
A.	Income Tax @ 25%	121,719,854	85,409,124
B.	Gross Receipts(41.01)	29,285,100,330	27,175,691,200
	Income Tax on Receipts @ 0.6%	175,710,602	163,054,147
	Provision for Tax (Whichever of A & B is higher)	175,710,602	163,054,147
41.01	Gross Receipts		
	Collection from consumer	28,511,048,473	26,441,794,210
	Other Operating Income	545,107,839	434,718,214
	Interest Income	129,176,406	240,177,874
	Recruitment Fees	22,592,500	
	Other Non-Operating Income	77,175,112	59,000,901
	Total	29,285,100,330	27,175,691,200

Northern Electricity Supply Company PLC

(An Enterprise of Bangladesh Power Development Board)

Schedule of Fixed Assets

As at June 30, 2022

Annexure-A

SL. No	Particulars	Cost			Rate %	Depreciation			Written Down Value	
		Opening Balance 01-07-2021	Addition during the Year	Adjustment/ disposal during the year		"Closing Balance 30-06-2022"	Depreciation during the Year	Adjustment/ disposal during the year		"Closing Balance 30-06-2022"
		1	2		3 (1+2)	4	5	6	7 (5+6)	8 (3-7)
	Non-current assets							$\{(1*4)+(2*4)/2\}$		
1	Land	-	-	7,602,175	7,602,175	-	-	-	-	7,602,175
2	Building	931,491,828	26,049,985	957,541,813	3%	130,120,193	28,335,505	158,455,698	158,455,698	799,086,115
3	Computer and Equipment	118,595,141	23,409,970	142,005,111	10%	31,439,873	13,030,013	44,469,886	44,469,886	97,535,225
4	Furniture	129,468,972	8,495,490	137,964,462	10%	52,757,100	13,371,672	66,128,772	66,128,772	71,835,690
5	Vehicles	320,780,000	25,122,200	345,902,200	10%	173,572,186	33,334,110	206,906,296	206,906,296	138,995,904
A.01	Total Non Operating	1,500,335,941	83,077,645	1,591,015,761	0	387,889,352	88,071,299	475,960,651	475,960,651	1,115,055,110
A.02	Distribution line and Electric Equipment	15,057,539,635	163,943,869	(7,602,175)	15,213,881,329	3%	2,179,938,828	454,185,347	(342,097)	2,633,782,078
	Total	16,557,875,576	247,021,514	-	16,804,897,090	0	2,567,828,180	542,256,646	(342,097)	13,695,154,362
	Allocation of Depreciation			542,256,646						
	Depreciation Operating			454,185,347						
	Depreciation Non Operating			88,071,299						

Northern Electricity Supply Company PLC

(An Enterprise of Bangladesh Power Development Board)

Schedule of Clearing Accounts

For the year ended June 30, 2022

Annexure-B

Code	Title	Debit	Credit
	Opening balance		(540,393,110)
901	Remittance to Regional Collection Accounts.	9,208,384,681	-
901 V	Remittance to Regional Collection Accounts (VAT)	448,377,348	-
903	Principal Remittance from Local Collection Accounts.	-	9,208,384,681
903V	Principal Remittance from Local Collection Accounts (VAT)	-	448,377,348
905	Remittance to Central Bank Account.	-	-
905A	Remittance To Zonal Central Bank Account	9,341,743,432	-
905 V	Remit. To Zonal Central Bank Account (VAT)	455,804,884	-
906A	Remittance From Zonal Regional Bank Account	-	9,341,743,432
906 V	Remit. From Zonal Regional Bank Account (VAT)	-	455,804,884
907A	Remittance To Regional Bank A/C from Zonal Central Bank A/c	1,579,461,431	-
907B	Remittance To Regional Bank A/C from Zonal Central Bank A/c	2,125,279,400	175,049
908	Remittance from Central Bank Account.	-	-
908A	Remittance From Zonal Central Bank Account	-	1,579,461,431
908B	Remittance From Zonal Central Bank Account	-	2,125,104,351
911	Remittance to Zonal Fund.	736,808,338	736,808,338
913	Remittance Benevolent Fund Account.	1,291,708	1,291,708
914	Remittance Group Insurance Account.	8,287,104	8,287,104
916	Clearing Account - Local Office.	2,077,531,077	2,077,531,077
918	Clearing Account - Central Office (To be used by RAO).	21,836,314,857	22,332,890,763
918 V	Clearing Account - Central Office (VAT).	1,013,246,638	1,022,478,587
919	Remittance Miscellaneous Account.	172,076,036	172,076,036
920	Remittance to Regional Consumers S/D Account.	155,407,089	155,407,089
921	Remittance to Central Bank Miscellaneous Collection Account.	186,654,245	186,654,245
922	Remittance to Central Bank Consumers S/D Account.	152,828,731	152,828,731
925	Remittance - Deduction of Land Purchase, House building, House repairing, Motor cycle advance.	-	-
	Total	49,499,496,998	
	Adjustment during the year		49,464,911,744
	Closing balance		(34,585,254)

Northern Electricity Supply Company PLC

(An Enterprise of Bangladesh Power Development Board)

Cash Summary

For the Year ended June 30, 2022

Annexure-C

SL	Type of Account	Total	Rajshahi	Bogura	Pabna	Rangpur	Dinajpur	Project	DGM Accounts
1	Petty Cash	820,500	360,000	113,500	52,500	178,000	72,500	44,000	-
2	Unit Collection	154,210,878	20,169,307	64,409,620	-	66,781,984	2,849,967	-	-
3	Unit Miscellaneous Collection	28,416,056	8,711,788	6,537,067	1,698,947	8,284,811	3,183,442	-	-
4	Unit Consumer Security Deposit	19,372,039	4,781,808	2,937,268	2,135,813	7,995,439	1,521,711	-	-
5	Regional Accounting Office	35,149,535	11,469,630	5,845,352	2,668,293	10,974,594	2,800,372	1,391,295	-
6	Regional Collection	27,067,115	16,708,796	5,008,248	1,177,650	4,068,603	103,818	-	-
7	Regional Miscellaneous Collection	16,100,911	3,276,557	10,329,252	158,458	2,258,740	77,904	-	-
8	Regional Consumer Security Deposit	4,943,593	1,562,982	14,418	637,032	2,669,761	59,400	-	-
9	Deposit Account	30,749,608	2,426,594	18,729,924	5,736,254	2,395,499	1,461,336	-	-
10	Central Revenue Collection(SPC)	155,824,302	-	-	-	-	-	-	155,824,302
11	Central Consumer Security Deposit	134,555	-	-	-	-	-	-	134,555
12	Central Revenue Miscellaneous Collection	11,358,330	-	-	-	-	-	-	11,358,330
13	Central Deposits Works	11,943,443	-	-	-	-	-	-	11,943,443
14	Central Meter Account.	57,393,998	-	-	-	-	-	-	57,393,998
Total		553,484,861	69,467,462	113,924,650	14,264,947	105,607,429	12,130,451	1,435,295	236,654,627

Cash Summary (VAT)

SL	Type of Account	Total	Rajshahi	Bogura	Pabna	Rangpur	Dinajpur	Project	DGM Accounts
1	Unit VAT Collection	9,054,811	953,108	3,875,238	103,499	3,987,821	135,145	-	-
2	Regional VAT Collection	133,367,722	539,856	(503,772)	0.61	1,758,524	20,065	-	131,553,048
3	Central VAT Collection(SPC)	-	-	-	-	-	-	-	-
Total (VAT)		142,422,533	1,492,964	3,371,466	103,500	5,746,345	155,210	-	131,553,048
Total		695,907,394	70,960,426	117,296,116	14,368,447	111,353,774	12,285,660	1,435,295	368,207,674

Northern Electricity Supply Company PLC

(An Enterprise of Bangladesh Power Development Board)

Cash (DGM Office)

Cash and Cash Equivalents

For the Year ended June 30, 2022

Annexure-D

Type & Code : 139 (Central Revenue Collection)

SL	Bank Name	Branch Name	Account Number	Name of Office	Closing Balance (Bank)	Closing Balance (Cash)
1	Agrani Bank Ltd.	Malopara ,Rajshahi	02-00013388438	DGM (Accounts)	370,488	92,335,028
2	Agrani Bank Ltd.	Malopara ,Rajshahi	02-00018145948	DGM (Accounts)	99,470,515	5,570,847
3	Al-Arafah Islami Bank Ltd.	Rajshahi	007-1220000663	DGM (Accounts)	16,062,250	16,062,250
4	Bangladesh Commerce Bank Ltd.	Rajshahi	05232000013	DGM (Accounts)	6,855,792	6,855,792
5	Bangladesh Development Bank Ltd.	Rajshahi	0560240000013	DGM (Accounts)	1,900,483	1,900,483
6	Bank Asia Ltd.	Rajshahi	024-36000059	DGM (Accounts)	17,319,749	17,319,749
7	BASIC Bank Ltd.	Rajshahi	0316-010000570	DGM (Accounts)	592,595	592,595
8	BASIC Bank Ltd.	Rajshahi	0316-010000585	DGM (Accounts)	52,612,522	52,612,522
9	BASIC Bank Ltd.	Rajshahi	0316-010000494	DGM (Accounts)	87,660	87,660
10	BASIC Bank Ltd.	Rajshahi	0316-01-0000608	DGM (Accounts)	2,811,469	7,614,137
11	BASIC Bank Ltd.	Rajshahi	0316-01-0000613	DGM (Accounts)	2,979,536	3,237,106
12	BRAC Bank Ltd.	Rajshahi	550-1103809901001	DGM (Accounts)	6,030,685	6,248,153
13	BRAC Bank Ltd.	Rajshahi	550-1203809901001	DGM (Accounts)	17,012,220	45,231,865
14	BRAC Bank Ltd.	Rajshahi	550-1203809901002	DGM (Accounts)	922,588	922,588
15	City Bank Ltd.	Rajshahi	310-2877606001	DGM (Accounts)	506,396	506,396
16	Dhaka Bank Ltd.	Rajshahi	42-11500001361	DGM (Accounts)	16,403,369	16,403,369
17	Dhaka Bank Ltd.	Rajshahi	42-11500001508	DGM (Accounts)	919,128	919,128
18	Dutch Bangla Bank Ltd.	Rajshahi	135-1200005636	DGM (Accounts)	19,258,922	4,886
19	Dutch Bangla Bank Ltd.	Rajshahi	135-1200006703	DGM (Accounts)	11,856,602	13,372,146
20	EXIM Bank Ltd.	Rajshahi	038-13100328262	DGM (Accounts)	9,657,839	9,657,839
21	First Security Islami Bank Ltd.	Rajshahi	013-613100000455	DGM (Accounts)	386,421	397,794
22	First Security Islami Bank Ltd.	Rajshahi	013-613100000471	DGM (Accounts)	7,479,394	7,479,394
23	First Security Islami Bank Ltd.	Rajshahi	013-613100000472	DGM (Accounts)	70,210	70,210

Northern Electricity Supply Company PLC

(An Enterprise of Bangladesh Power Development Board)

Cash (DGM Office) Cash and Cash Equivalents

For the Year ended June 30, 2022

Annexure-D

SL	Bank Name	Branch Name	Account Number	Name of Office	Closing Balance (Bank)	Closing Balance (Cash)
24	Global Islami Bank Ltd.	Rajshahi	113-0000000686	DGM (Accounts)	3,195,300	3,195,300
25	IFIC Bank Ltd.	Rajshahi	0190271479041	DGM (Accounts)	23,901,368	23,901,368
26	IFIC Bank Ltd.	Rajshahi	0190271567041	DGM (Accounts)	394,181	394,181
27	Islami Bank Bangladesh Ltd.	Rajshahi	20501130900009110	DGM (Accounts)	52,368,664	52,368,664
28	Janata Bank Ltd.	Hetem Khan Br, Rajshahi	01-00228776682	DGM (Accounts)	74,752,524	74,752,524
29	Janata Bank Ltd.	Hetem Khan Br, Rajshahi	01-00167090740	DGM (Accounts)	44,515,972	-769,735,661
30	Janata Bank Ltd.	Hetem Khan Br, Rajshahi	01-00217059539	DGM (Accounts)	79,675,405	79,675,405
31	Janata Bank Ltd.	Hetem Khan Br, Rajshahi	01-00219639851	DGM (Accounts)	19,126,398	29,650,659
32	Janata Bank Ltd.	Hetem Khan Br, Rajshahi	01-00219799645	DGM (Accounts)	1,488,842	5,293,253
33	Janata Bank Ltd.	Hetem Khan Br, Rajshahi	01-00220352549	DGM (Accounts)	11,502,984	17,407,703
34	Janata Bank Ltd.	Hetem Khan Br, Rajshahi	01-00222977767	DGM (Accounts)	1,617,334	1,617,334
35	Janata Bank Ltd.	Hetem Khan Br, Rajshahi	01-00232336727	DGM (Accounts)	843,525	843,525
36	Janata Bank Ltd.	Hetem Khan Br, Rajshahi	01-00219430030	DGM (Accounts)	2,448	1,818
37	Meghna Bank Ltd.	Rajshahi	31-0313500000021	DGM (Accounts)	2,444,164	2,444,164
38	Mercantile Bank Ltd.	Rajshahi	11-071313277624	DGM (Accounts)	13,532,284	32,284
39	Midland Bank Ltd.	Rajshahi	0029-1090000141	DGM (Accounts)	18,595,228	18,595,228
40	Midland Bank Ltd.	Rajshahi	0029-1090000212	DGM (Accounts)	456,519	456,519
41	Modhumoti Bank Ltd.	Rajshahi	11-1313500000018	DGM (Accounts)	13,510,792	13,510,792
42	Mutual Trust Bank Ltd.	Rajshahi	044-0320000153	DGM (Accounts)	27,217,585	27,217,585
43	National Bank Ltd.	Rajshahi	01005004758863	DGM (Accounts)	60,163,177	60,163,177
44	NCC Bank Ltd.	Bogura	00-4503150000037	DGM (Accounts)	1,509,216	1,509,216
45	NCC Bank Ltd.	Bogura	004503150000046	DGM (Accounts)	5,044,618	5,044,618
46	NRBC Bank Ltd.	Rajshahi	012036000000019	DGM (Accounts)	11,483,919	11,483,919
47	ONE Bank Ltd.	Rajshahi	040-3000000261	DGM (Accounts)	20,481,416	20,481,416

Northern Electricity Supply Company PLC

(An Enterprise of Bangladesh Power Development Board)

Cash (DGM Office) Cash and Cash Equivalents

For the Year ended June 30, 2022

Annexure-D

SL	Bank Name	Branch Name	Account Number	Name of Office	Closing Balance (Bank)	Closing Balance (Cash)
48	ONE Bank Ltd.	Rajshahi	040-3000000283	DGM (Accounts)	652,039	739,658
49	Premier Bank Ltd.	Rajshahi	012813100000051	DGM (Accounts)	41,558,613	41,558,613
50	Premier Bank Ltd.	Rajshahi	012813100000052	DGM (Accounts)	332,662	332,662
51	Prime Bank Ltd	Rajshahi	2112311021661	DGM (Accounts)	2,161,186	2,161,186
52	Pubali Bank Ltd.	Rajshahi	041-9102000920	DGM (Accounts)	786,229	786,229
53	Pubali Bank Ltd.	Rajshahi	041-9102001028	DGM (Accounts)	93,490,407	14,089,936
54	Rajshahi Krishi Unnayan Bank	Rajshahi	17-2000000006	DGM (Accounts)	33,737	33,737
55	Rajshahi Krishi Unnayan Bank	Rajshahi	17-2000000076	DGM (Accounts)	2,249,178	2,249,178
56	Rajshahi Krishi Unnayan Bank	Rajshahi	17-2000000075	DGM (Accounts)	101,080	101,080
57	Rupali Bank Ltd.	Rajshahi Corporate Branch	3517-024004801	DGM (Accounts)	88,400	11,049,187
58	Rupali Bank Ltd.	Rajshahi Corporate Branch	3517-024004803	DGM (Accounts)	658,872	658,872
59	Rupali Bank Ltd.	Rajshahi Corporate Branch	3517-024004806	DGM (Accounts)	5,791,372	5,791,372
60	Rupali Bank Ltd.	Rajshahi Corporate Branch	3517-024005003	DGM (Accounts)	1,352,606	1,352,606
61	Rupali Bank Ltd.	Rajshahi Corporate Branch	3517-024005006	DGM (Accounts)	3,611,157	3,611,157
62	Shahjalal Islami Bank Ltd.	Rajshahi	180213100000218	DGM (Accounts)	4,566,727	4,566,727
63	Shahjalal Islami Bank Ltd.	Rajshahi	180213100000220	DGM (Accounts)	33,353	33,353
64	Social Islami Bank Ltd.	Rajshahi	00713600000569	DGM (Accounts)	13,139,493	13,139,493
65	Sonali Bank Ltd.	Rajshahi Corporate Branch	46-177030000044	DGM (Accounts)	124,661	124,661
66	South Bangla Ag & Com Bank Ltd.	Rajshahi	0031300000240	DGM (Accounts)	16,811,208	16,811,208
67	Southeast bank Ltd.	Rajshahi	0052-13100000040	DGM (Accounts)	3,093,045	3,813,285
68	Southeast bank Ltd.	Rajshahi	0052-13100000046	DGM (Accounts)	627,928	684,966
69	Southeast bank Ltd.	Rajshahi	0052-13100000049	DGM (Accounts)	2,212,264	2,212,264
70	Standard bank Ltd.	Rajshahi	01936000148	DGM (Accounts)	17,281,616	20,831,800

Northern Electricity Supply Company PLC

(An Enterprise of Bangladesh Power Development Board)

Cash (DGM Office)

Cash and Cash Equivalents

For the Year ended June 30, 2022

Annexure-D

SL	Bank Name	Branch Name	Account Number	Name of Office	Closing Balance (Bank)	Closing Balance (Cash)
71	Union Bank Ltd.	Rajshahi	0311210000119	DGM (Accounts)	1,865,344	1,865,344
72	United Commercial Bank Ltd.	Rajshahi	026-1301000000341	DGM (Accounts)	21,518,801	21,518,801
Total					1,013,532,671	155,824,302

Type & Code : 139B (Consumer Security Deposit)

SL	Bank Name	Branch Name	Account Number	Name of Office	Closing Balance (Bank)	Closing Balance (Cash)
1	Janata Bank Ltd.	Hetem Khan Br, Rajshahi	01-00212764196	DGM (Accounts)	122,377	122,377
2	Midland Bank Ltd.	Rajshahi	0029-10900000187	DGM (Accounts)	12,178	12,178
Total					134,555	134,555

Type & Code : 139C (Miscellaneous Collection)

SL	Bank Name	Branch Name	Account Number	Name of Office	Closing Balance (Bank)	Closing Balance (Cash)
1	Janata Bank Ltd.	Hetem Khan Br, Rajshahi	01-00212764251	DGM (Accounts)	10,090,428	10,090,428
2	Janata Bank Ltd.	Hetem Khan Br, Rajshahi	01-00226470586	DGM (Accounts)	523,938	523,938
3	Midland Bank Ltd.	Rajshahi	0029-10900000196	DGM (Accounts)	743,964	743,964
Total					11,358,330	11,358,330

Type & Code : 139D (Central Deposit Works)

SL	Bank Name	Branch Name	Account Number	Name of Office	Closing Balance (Bank)	Closing Balance (Cash)
1	Janata Bank Ltd.	Hetem Khan Br, Rajshahi	01-00212764153	DGM (Accounts)	15,187,596	11,943,443
Total					15,187,596	11,943,443

Northern Electricity Supply Company PLC

(An Enterprise of Bangladesh Power Development Board)

Cash (DGM Office)

Cash and Cash Equivalents

For the Year ended June 30, 2022

Annexure-D

Type & Code : 139 E (Central Meter Account)

SL	Bank Name	Branch Name	Account Number	Name of Office	Closing Balance (Bank)	Closing Balance (Cash)
1	Rupali Bank Ltd.	Rajshahi Corporate Branch	3517-024004701	DGM (Accounts)	57,393,998	57,393,998
Total					57,393,998	57,393,998

Type & Code : 139V (Central VAT Collection)

SL	Bank Name	Branch Name	Account Number	Name of Office	Closing Balance (Bank)	Closing Balance (Cash)
1	Agrani Bank Ltd.	Malopara ,Rajshahi	02-00018146026	DGM (Accounts)	6,517,076	6,517,076
2	Al-Arafah Islami Bank Ltd.	Rajshahi	007-12200000672	DGM (Accounts)	1,344,939	1,344,939
3	Bangladesh Commerce Bank Ltd.	Rajshahi	05221000248	DGM (Accounts)	164,942	164,942
4	Bangladesh Development Bank Ltd.	Rajshahi	0560240000710	DGM (Accounts)	92,224	92,224
5	Bank Asia Ltd.	Rajshahi	024-33001885	DGM (Accounts)	858,743	858,743
6	BASIC Bank Ltd.	Rajshahi	0310-01-0007327	DGM (Accounts)	3,476,411	3,476,411
7	BASIC Bank Ltd.	Rajshahi	0310-01-0007520	DGM (Accounts)	213,548	213,548
8	BASIC Bank Ltd.	Rajshahi	0310-01-0007535	DGM (Accounts)	155,248	155,248
9	BASIC Bank Ltd.	Rajshahi	0310-01-0007311	DGM (Accounts)	29,581	29,581
10	BRAC Bank Ltd.	Rajshahi	550-1203809901002	DGM (Accounts)	13,987,344	13,987,344
11	BRAC Bank Ltd.	Rajshahi	550-1203809901003	DGM (Accounts)	743,620	743,620
12	BRAC Bank Ltd.	Rajshahi	550-1203809901004	DGM (Accounts)	45,585	45,585
13	City Bank Ltd.	Rajshahi	1402877609001	DGM (Accounts)	25,599	25,599
14	Dhaka Bank Ltd.	Rajshahi	42-11000010990	DGM (Accounts)	1,104,282	1,104,282
15	Dhaka Bank Ltd.	Rajshahi	42-11000011111	DGM (Accounts)	8,392	8,392

Northern Electricity Supply Company PLC

(An Enterprise of Bangladesh Power Development Board)

Cash (DGM Office) Cash and Cash Equivalents

For the Year ended June 30, 2022

Annexure-D

SL	Bank Name	Branch Name	Account Number	Name of Office	Closing Balance (Bank)	Closing Balance (Cash)
16	Dutch Bangla Bank Ltd.	Rajshahi	135-1100030955	DGM (Accounts)	5,874,751	5,874,751
17	Dutch Bangla Bank Ltd.	Rajshahi	135-1100036983	DGM (Accounts)	1,897,055	1,897,055
18	EXIM Bank Ltd.	Rajshahi	038-11100328233	DGM (Accounts)	870,455	870,455
19	First Security Islami Bank Ltd.	Rajshahi	013-61100008133	DGM (Accounts)	1,077,147	1,077,147
20	First Security Islami Bank Ltd.	Rajshahi	013-61100008098	DGM (Accounts)	970	970
21	First Security Islami Bank Ltd.	Rajshahi	013-61100008134	DGM (Accounts)	485	485
22	Global Islami Bank Ltd.	Rajshahi	111-1000015517	DGM (Accounts)	509,419	509,419
23	IFIC Bank Ltd.	Rajshahi	0190271617001	DGM (Accounts)	1,107,704	1,107,704
24	IFIC Bank Ltd.	Rajshahi	0190271643001	DGM (Accounts)	11,535	11,535
25	Islami Bank Bangladesh Ltd.	Rajshahi	20501130100474310	DGM (Accounts)	3,434,176	3,434,176
26	Janata Bank Ltd.	Hetem Khan Br, Rajshahi	01-00222977937	DGM (Accounts)	329,950	329,950
27	Janata Bank Ltd.	Hetem Khan Br, Rajshahi	01-00217362254	DGM (Accounts)	26,397,489	26,397,489
28	Janata Bank Ltd.	Hetem Khan Br, Rajshahi	01-00228777115	DGM (Accounts)	10,458,310	10,458,310
29	Janata Bank Ltd.	Hetem Khan Br, Rajshahi	01-00219800902	DGM (Accounts)	938,604	938,604
30	Janata Bank Ltd.	Hetem Khan Br, Rajshahi	01-0021938684	DGM (Accounts)	11,949,379	11,949,379
31	Janata Bank Ltd.	Hetem Khan Br, Rajshahi	01-0022032379	DGM (Accounts)	7,694,544	7,694,544
32	Janata Bank Ltd.	Hetem Khan Br, Rajshahi	01-00232337421	DGM (Accounts)	21,051	21,051
33	Meghna Bank Ltd.	Rajshahi	31-031100000197	DGM (Accounts)	278,290	278,290
34	Mercantile Bank Ltd.	Rajshahi	11-071132772737	DGM (Accounts)	1,339,238	1,339,238
35	Midland Bank Ltd.	Rajshahi	0029-1090000150	DGM (Accounts)	1,758,161	1,758,161
36	Midland Bank Ltd.	Rajshahi	0029-1090000690	DGM (Accounts)	7,666	7,666

Northern Electricity Supply Company PLC

(An Enterprise of Bangladesh Power Development Board)

Cash (DGM Office) Cash and Cash Equivalents

For the Year ended June 30, 2022

Annexure-D

SL	Bank Name	Branch Name	Account Number	Name of Office	Closing Balance (Bank)	Closing Balance (Cash)
37	Modhumoti Bank Ltd.	Rajshahi	11-1311100000243	DGM (Accounts)	1,615,606	1,615,606
38	Mutual Trust Bank Ltd.	Rajshahi	044-0210008354	DGM (Accounts)	1,823,508	1,823,508
39	National Bank Ltd.	Rajshahi	01005004758878	DGM (Accounts)	4,108,814	4,108,814
40	NCC Bank Ltd.	Bogura	00450210013374	DGM (Accounts)	29,933	29,933
41	NCC Bank Ltd.	Bogura	00450210013383	DGM (Accounts)	499,599	499,599
42	NRBC Bank Ltd.	Rajshahi	012033300002047	DGM (Accounts)	918,771	918,771
43	ONE Bank Ltd.	Rajshahi	040-1020008391	DGM (Accounts)	1,931,304	1,931,304
44	ONE Bank Ltd.	Rajshahi	040-1020008926	DGM (Accounts)	4,752	4,752
45	Premier Bank Ltd.	Rajshahi	01281100002624	DGM (Accounts)	2,309,884	2,309,884
46	Premier Bank Ltd.	Rajshahi	01281100002625	DGM (Accounts)	17,971	17,971
47	Prime Bank Ltd.	Rajshahi	2112112021663	DGM (Accounts)	618,496	618,496
48	Pubali Bank Ltd.	Rajshahi	041-9901057110	DGM (Accounts)	6,564,215	6,564,215
49	Rajshahi Krishi Unnayan Bank	Rajshahi	0011100001187	DGM (Accounts)	111,556	111,556
50	Rajshahi Krishi Unnayan Bank	Rajshahi	0011100001186	DGM (Accounts)	4,568	4,568
51	Rupali Bank Ltd.	Rajshahi Corporate Branch	3517-024005004	DGM (Accounts)	71,622	71,622
52	Rupali Bank Ltd.	Rajshahi Corporate Branch	3517-024004805	DGM (Accounts)	609,027	609,027
53	Rupali Bank Ltd.	Rajshahi Corporate Branch	3517-024005007	DGM (Accounts)	143,670	143,670
54	Shahjalal Islami Bank Ltd.	Rajshahi	18021100005882	DGM (Accounts)	233,758	233,758
55	Shahjalal Islami Bank Ltd.	Rajshahi	18021100005883	DGM (Accounts)	1,274	1,274
56	Social Islami Bank Ltd.	Rajshahi	0071330021018	DGM (Accounts)	1,340,893	1,340,893
57	Sonali Bank Ltd.	Rajshahi Corporate Branch	46-17702000692	DGM (Accounts)	101	101

Northern Electricity Supply Company PLC

(An Enterprise of Bangladesh Power Development Board)

Cash (DGM Office) Cash and Cash Equivalents

For the Year ended June 30, 2022

Annexure-D

SL	Bank Name	Branch Name	Account Number	Name of Office	Closing Balance (Bank)	Closing Balance (Cash)
58	South Bangla Ag & Com Bank Ltd.	Rajshahi	0031111007681	DGM (Accounts)	884,115	884,115
59	Southeast bank Ltd.	Rajshahi	0052-11000001170	DGM (Accounts)	197,345	197,345
60	Southeast bank Ltd.	Rajshahi	0052-11000001213	DGM (Accounts)	35,621	35,621
61	Southeast bank Ltd.	Rajshahi	0052-11000001392	DGM (Accounts)	110,971	110,971
62	Standard bank Ltd.	Rajshahi	0193600006509	DGM (Accounts)	1,292,310	1,292,310
63	Union Bank Ltd.	Rajshahi	0311010004011	DGM (Accounts)	343,994	343,994
64	United Commercial Bank Ltd.	Rajshahi	026-110100000000280	DGM (Accounts)	1,005,460	1,005,460
		Total			131,553,048	131,553,048

Northern Electricity Supply Company PLC

(An Enterprise of Bangladesh Power Development Board)

Cash and Cash Equivalents (Rajshahi RAO)

For the Year ended June 30, 2022

Annexure-E

Revenue Collection (Accounts Code-133)

SL. No.	Unit Bank Name	Branch Name	Account Number	S & D	Closing Balance (Bank)	Closing Balance (Cash)
1	Agrani Bank Ltd.	Wapda	0 200004048198	S&D-3, Rajshahi	5,908,776	5,908,776
2	Shahjalal Islami Bank Ltd.	Rajshahi	180213100000172	S&D-4, Rajshahi	309,148	309,148
3	Rupali Bank Ltd.	Natore	03616024000032	S&D, Natore	3,287,243	3,287,243
4	Agrani Bank Ltd.	Khamar	0 200004197780	S&D-1, Chapai	9,026,630	9,026,630
5	Rupali Bank Ltd.	Namosankarbati	3673020000166	S&D-2, Chapai	5,362	5,362
6	Rupali Bank Ltd.	Tanore	3574024002903	Tanore	1,632,148	1,632,148
		Total			20,169,307	20,169,307

VAT Collection (Accounts Code-133V)

1	Agrani Bank Ltd.	Wapda	0 20004101000	S&D-3, Rajshahi	264,811	264,811
2	Shahjalal Islami Bank Ltd.	Rajshahi	1 80213100000174	S&D-4, Rajshahi	14,553	14,553
3	Rupali Bank Ltd.	Natore	3 616020001509	Natore	148,107	148,107
4	Agrani Bank Ltd.	Khamar	0 200004196528	S&D-1, Chapai	450,152	450,152
5	Rupali Bank Ltd.	Namosankarbati	3 673020000167	S&D-2, Chapai	1,724	1,724
6	Rupali Bank Ltd.	Tanore	3 574024002902	Tanore	73,761	73,761
		Total			953,108	953,108

Miscellaneous Collection (Accounts Code-134)

SL. No.	Unit Bank Name	Branch Name	Account Number	S & D	Closing Balance (Bank)	Closing Balance (Cash)
1	BASIC Bank Ltd.	Rajshahi	316010000564	S&D-1.RAJ	1,008,638	1,008,638
2	Pubali Bank Ltd..	Court Bazar	0 200009700035	S&D-2.RAJ	395,675	395,675
3	Janata Bank Ltd.	Hetem Khan	0 100088070041	S&D-3.RAJ	1,257,532	1,257,532
4	Janata Bank Ltd.	Hetem Khan	0 100088069409	S&D-4.RAJ	401,031	401,031
5	Agrani Bank Ltd.	Bhadra	0 200009701498	S&D-5.RAJ	1,193	1,193
6	Janata Bank Ltd.	Katakhali	100220699611	S&D-5.RAJ	116,718	116,718
7	Rupali Bank Ltd.	Natore	3616024000038	NATORE	286,413	286,413
8	Janata Bank Ltd.	Chapai N. Gonj	0 100099294145	S&D-1.CHAPAI	142,917	142,917
9	First Security Islami Bank Ltd	Chapai N. Gonj	28813100000003	S&D-1.CHAPAI	1,062,322	1,062,322
10	First Security Islami Bank Ltd	Chapai N. Gonj	288131000000004	S&D-2.CHAPAI	720,008	720,008

Northern Electricity Supply Company PLC

(An Enterprise of Bangladesh Power Development Board)

Cash and Cash Equivalents (Rajshahi RAO)

For the Year ended June 30, 2022

SL. No.	Unit Bank Name	Branch Name	Account Number	S & D	Closing Balance (Bank)	Closing Balance (Cash)
11	Janata Bank Ltd.	Godagari	0 1194724982	GODARGARI	238,788	238,788
12	Janata Bank Ltd.	Rahan Pur	0 100083603989	GOMOSTAPUR	356,341	356,341
13	NRB Commercial Bank Ltd.	Nachol	1723600000040	GOMOSTAPUR	57,453	57,453
14	Rupali Bank Ltd.	Tanore	3574024004701	TANORE	309,202	309,202
15	Agrani Bank Ltd.	Shibgonj	0 200009757657	Shibgonj	88,255	88,255
16	Janata Bank Ltd.	Haragram	100219482129	kashia danga	877,252	877,252
17	Janata Bank Ltd.	Rajbarihat	100220632291	kashia danga	510	510
18	First Security Islami Bank Ltd.	Nawhata	201213100000469	Bimanbandar	1,391,541	1,391,541
Total					8,711,788	8,711,788

Annexure-E

Consumer Security Deposit (Accounts Code-134a)

SL. No.	Unit Bank Name	Branch Name	Account Number	S & D	Closing Balance (Bank)	Closing Balance (Cash)
1	BASIC Bank Ltd.	Rajshahi	0316-01-0000591	S&D-1,RAJ	1,829	1,829
2	Pubali Bank Ltd.	Court Bazar	0 200009982130	S&D-2,RAJ	629,651	629,651
3	Janata Bank Ltd.	Hetem Khan	0 100024537476		10,931	10,931
4	Janata Bank Ltd.	Hetem Khan	0 100024537123	S&D-3,RAJ	1,072,841	1,072,841
5	Janata Bank Ltd.	Hetem Khan	0 100024537891	S&D-4,RAJ	23,278	23,278
6	Janata Bank Ltd.	Katakhal	01-00221530211	S&D-5 RAJ	66,371	66,371
7	First Security Islami Bank Ltd.	Chapai N. Gonj	288131000000005		157,519	157,519
8	First Security Islami Bank Ltd.	Chapai N. Gonj	288131000000006		201,306	201,306
9	Janata Bank Ltd.	Godagari	0 100034305026	GODARGARI	192,944	192,944
10	Janata Bank Ltd.	Rahan Pur	0 100039487629	GOMOSTAPUR	342,212	342,212
11	NRB Commercial Bank Ltd.	Nachol	172360000000041		305,846	305,846
12	Rupali Bank Ltd.	Tanore	3574024002904	TANORE	270,477	270,477
13	Agrani Bank Ltd.	Shibgonj	0 200003989359	SHIBGONJ	93,315	93,315
14	Janata Bank Ltd.	Haragram	0 100219481912	kashia danga	743,600	743,600
15	First Security Islami Bank Ltd.	Nawhata	212131000000470		669,690	669,690
Total					4,781,808	4,781,808

Northern Electricity Supply Company PLC

(An Enterprise of Bangladesh Power Development Board)

Cash and Cash Equivalents (Rajshahi RAO)

For the Year ended June 30, 2022

SL. No.	Unit Bank Name	Branch Name	Account Number	S & D	Closing Balance (Bank)	Closing Balance (Cash)
1	Janata Bank Ltd.	Hetem Khan	0 100024536992	S & D -1, Rajshahi	535,979	49,028
2	Janata Bank Ltd.	Hetem Khan	0 100024537247	S & D -2, Rajshahi	190,531	45,814
3	Janata Bank Ltd.	Hetem Khan	0 100024537085	S & D -3, Rajshahi	588,928	7,662
4	Janata Bank Ltd.	Hetem Khan	0 100024538073	S & D -4, Rajshahi	411,783	85,056
5	Agrani Bank Ltd.	Vadra	0 200005397267	S & D -5, Rajshahi	279,885	65,492
6	Janata Bank Ltd.	Chapai N. Gonj	0 100011127457	S & D -1 Chapai	223,305	133,039
7	Janata Bank Ltd.	Chapai N. Gonj	01-00012593834	S & D -2, Chapai	128,744	132,936
8	Rupali Bank Ltd.	Natore	3 616024000034	S&D, Natore	314,823	4,804
9	Janata Bank Ltd.	Godagari	0 100034300342	S&D, Godagari	431,641	33,084
10	Agrani Bank Ltd.	Shibgonj	0 200003989355	Shibgonj electric supply	306,516	40,926
11	Janata Bank Ltd.	Rahanpur	0 100039488013	S&D, Gomostapur	318,075	176,125
12	Rupali Bank Ltd.	Tanore	3 574024002901	Tanore Electric Supply	44,741	44,741
13	Janata Bank Ltd.	Hetem Khan	0 100024537956	MD Office	238,330	55,747
14	Janata Bank Ltd.	Hetem Khan	0 100024537549	Distribution Zone, Raj	354,001	194,544
15	Janata Bank Ltd.	Hetem Khan	0 100024537182	Addl. Director, Commercial	394,092	394,092
16	Janata Bank Ltd.	Hetem Khan	0 100024536933	SE-1.06 M ,Rajshahi	33,477	51,488
17	Janata Bank Ltd.	Hetem Khan	0 100024350040	SE-2.06 M ,Rajshahi	862,948	81,739
18	Janata Bank Ltd.	Hetem Khan	0 100099841898	S E-Energy Efficiency,Rajshahi	58,771	58,771
19					236,540	27,825
20	Janata Bank Ltd.	Hetem Khan	0 100124551221	SE Procurement, Rajshahi	66,711	56,956
21	Janata Bank Ltd.	Hetem Khan	0 100099843327	SE project & Planning, Rajshahi	333,163	37,575
22	Janata Bank Ltd.	Hetem Khan	0 100099843998	DGM-Accounts,Raj.	34,770	33,618
23	Janata Bank Ltd.	Hetem Khan	0 100157149720	DGM-Audits, Raj.	253,100	31,535
24	Janata Bank Ltd.	Hetem Khan	0 100024350091	SE-Civil, Rajshahi.	262,517	197,046
25	Janata Bank Ltd.	Hetem Khan	01-00160380882	System Protection Circle, Rajshahi	585,869	20,561
26	Janata Bank Ltd.	Hetem Khan	01-00219234559	S&D, Kashiadanga	105,434	100,714

Annexure-E

Establishment Accounts (Accounts Code-135)

Northern Electricity Supply Company PLC

(An Enterprise of Bangladesh Power Development Board)

Cash and Cash Equivalents (Rajshahi RAO)

For the Year ended June 30, 2022

SL. No.	Unit Bank Name	Branch Name	Account Number	S & D	Closing Balance (Bank)	Closing Balance (Cash)
27	Janata Bank Ltd.	Hetem Khan	0100219417882	S&D, Bimanbandar	361,667	68,803
28	Janata Bank Ltd.	Hetem Khan	0100219144304	Revenue Assurance, Raj	63,121	40,783
29	Janata Bank Ltd.	Hetem Khan	0100218629304	Design & Inspection Office, Raj	340,738	49,248
30	Janata Bank Ltd.	Hetem Khan	0100024537387	Establishment	294,409	3,077,761
31	Janata Bank Ltd.	Hetem Khan	0100024537433	Contractor - Revenue	26,578,244	5,615,867
32	Janata Bank Ltd.	Hetem Khan	0100024350139	Contractor - Development	27,255	27,255
33	Janata Bank Ltd.	Hetem Khan	1100218629258	Nesco Secretariat	4,420,638	327,465
34	Janata Bank Ltd.	Hetem Khan	0100218629193	DGM, HRM & Admin	1,002,420	80,449
35	Janata Bank Ltd.	Hetem Khan	1100218629134	DGM, ICT	668,651	21,080
			Total		41,351,818	11,469,630

Annexure-E

Regional Collection (CODE -137)

SL. No.	Unit Bank Name	Branch Name	Account Number	S & D	Closing Balance (Bank)	Closing Balance (Cash)
1	Janata Bank Ltd.	Hetemkhan,Rajshahi	100211733408	RAO	670,599	670,599
2	Agrani Bank Ltd.	Malopara Branch, Rajshahi	0200005948639	RAO	12,478,297	12,478,297
3	Rupali Bank Ltd.	Shaheb Bazar Branch, Rajshahi	3517024003301	RAO	3,559,425	3,559,425
4	Pubali Bank Ltd.	Main Branch, Rajshahi	419102000935	RAO	476	476
			Total		16,708,796	16,708,796

Regional Collection (CODE -137V)

SL. No.	Unit Bank Name	Branch Name	Account Number	S & D	Closing Balance (Bank)	Closing Balance (Cash)
1	Janata Bank Ltd.	Hetemkhan,Rajshahi	0100209894038	RAO	91,899	91,899
2	Agrani Bank Ltd.	Malopara Branch, Rajshahi	0200014969729	RAO	407,052	407,052
3	Rupali Bank Ltd.	Shaheb Bazar Branch, Rajshahi	3517024004901	RAO	37,525	37,525
4	Sonali Bank Ltd.	Main Branch, Rajshahi	419102000920	RAO	3,380	3,380
			Total		539,856	539,856

Northern Electricity Supply Company PLC

(An Enterprise of Bangladesh Power Development Board)

Cash and Cash Equivalents (Rajshahi RAO)

For the Year ended June 30, 2022

Regional Miscellaneous (CODE -137A)

SL. No.	Unit Bank Name	Branch Name	Account Number	S & D	Closing Balance (Bank)	Closing Balance (Cash)
1	United Commercial Bank Ltd.	Rajshahi Branch	0261301000000328	RAO	3,276,557	3,276,557
			Total		3,276,557	3,276,557

Regional SD (CODE -137B)

SL. No.	Unit Bank Name	Branch Name	Account Number	S & D	Closing Balance (Bank)	Closing Balance (Cash)
1	United Commercial Bank Ltd.	Rajshahi Branch	0261301000000319	RAO	1,562,982	1,562,982
			Total		1,562,982	1,546,368

Security Deposit & Deposit Works (CODE -138)

SL. No.	Unit Bank Name	Branch Name	Account Number	S & D	Closing Balance (Bank)	Closing Balance (Cash)
1	Rupali Bank Ltd.	Shaheb Bazar ,Rajshahi	3517-024102005	RAO	686,776	686,776
2	Janata Bank Ltd.	Hetem Khan, Rajshahi	01-00024350198	RAO	813,218	1,739,818
			Total		1,499,994	2,426,594

Annexure-E

Northern Electricity Supply Company PLC

(An Enterprise of Bangladesh Power Development Board)

Cash and Cash Equivalents (Bogura RAO)

For the Year ended June 30, 2022

Annexure-E

Revenue Collection (Accounts Code-133)

SL	Bank Name	Branch Name	Account Number	Name of Office	Closing Balance (Bank)	Closing Balance (Cash)
1	Pubali Bank Ltd.	Sathmatha	STD-38	S & D-1, Bogura	1,752,902	1,752,902
2	Pubali Bank Ltd.	Sathmatha	STD-63 (Prepaid)		2,936	2,936
3	IFC Bank Ltd.	Chelopara	SND-28042	S & D-2, Bogura	1,018,207	1,018,207
4	Shahjalal Islami Bank Ltd.	Bogura	STD-730	S & D-3, Bogura	2,934,912	2,934,912
5	The City Bank Ltd.	Sherpur	STD-1105540	S & D- Sherpur	3,948,626	3,948,626
6	Rupali Bank Ltd.	Dhupcachia	STD-03		6,660,633	6,660,633
7	Rupali Bank Ltd.	Kahalu	STD-06	S & D-Dupcachia	6,316,431	6,316,431
8	Sonali Bank Ltd.	Talora	STD-10		8,055,973	8,055,973
9	Agrani Bank Ltd.	Mohasthanagar	STD-02	ESU -shibgonj	2,015,290	2,015,290
10	Pubali Bank Ltd.	Shantahar	STD-03		73,735	73,735
11	Sonali Bank Ltd.	Nashratpur	STD-01		845,843	845,843
12	Sonali Bank Ltd.	Adamdighi	STD-01	S & D-Shantahar	2,056,708	2,056,708
13	Jamuna Bank Ltd.	Shantahar	SND-03325		13,293,078	13,293,078
14	Pubali Bank Ltd.	Naogaon	STD-01	S & D-Naogaon (North)	3,976,396	3,976,396
15	Pubali Bank Ltd.	Principal	STD-381	S & D-Joypurhat	3,398,134	3,398,134
16	Shahjalal Islami Bank Ltd.	Naogaon	STD-00141	S & D-Naogaon (South)	4,354,373	4,354,373
17	Agrani Bank Ltd.	Nishindara	STD-86845	S & D-Karatoa	3,705,443	3,705,443
				Total	64,409,620	64,409,620

Type & Code : 134 (Unit Misc. Collection)

SL	Bank Name	Branch Name	Account Number	Name of Office	Closing Balance (Bank)	Closing Balance (Cash)
1	Pubali Bank Ltd.	Bogura	STD-1127	S & D -1, Bogura	619,770	619,770
2	Rupali Bank Ltd.	Bogura	STD-40100024000029	S & D -2, Bogura	343,020	343,020
3	Agrani Bank Ltd.	Bogura	STD-05	S & D -3, Bogura	991,919	991,919
4	Pubali Bank Ltd.	Naogaon	STD-670	S & D - Naogaon (North)	623,995	623,995
5	Pubali Bank Ltd.	Joypurhat	STD-2889	S & D - Joypurhat	126,160	126,160
6	Rupali Bank Ltd.	Dupcachia	SND-34	S & D - Dupcachia, Bogura	1,287,915	1,287,915

Northern Electricity Supply Company PLC

(An Enterprise of Bangladesh Power Development Board)

Cash and Cash Equivalents (Bogura RAO)

For the Year ended June 30, 2022

Annexure-E

SL	Bank Name	Branch Name	Account Number	Name of Office	Closing Balance (Bank)	Closing Balance (Cash)
7	Pubali Bank Ltd.	Shantahar	STD-456	S & D - Shantahar, Bogura	188,200	188,200
8	First Security Islami Bank Ltd.		STD-062		146,814	146,814
9	The City Bank Ltd.	Sherpur	STD-3001	S&D- Sherpur, Bogura	363,146	363,146
10	National Bank Ltd.	Shibgonj	SND-014	ESU-Shibgonj	830,593	830,593
11	Agrani Bank Ltd.	Bogura	STD-832	S & D -Karatoa, Bogura	851,089	851,089
12	Shahjalal Islami Bank Ltd.	Naogaon	STD-139	S & D-Naogaon (South)	164,447	164,447
				Total	6,537,067	6,537,067

Type & Code : 134a (Unit SD Collection)

SL	Bank Name	Branch Name	Account Number	Name of Office	Closing Balance (Bank)	Closing Balance (Cash)
1	Janata Bank Ltd.	Shaptapadi	STD-68	S & D -1, Bogura	855,831	855,831
2	Rupali Bank Ltd.	Mohila Br	STD-30	S & D-2, Bogura	295,407	295,407
3	Agrani Bank Ltd.	Tinmeta	STD-04	S & D-3, Bogura	155,026	155,026
4	Pubali Bank Ltd.	Naogaon	STD-02	S & D-Naogaon (North)	191,930	191,930
5	Shahjalal Islami Bank Ltd.	Naogaon	STD-140	S & D, NOAGONA (SOUTH)	156,176	156,176
6	Pubali Bank Ltd.	Joypurhat	STD-605	S & D, JOYPURHAT	132,800	132,800
7	City Bank Ltd.	Sherpur	STD-01	S & D, SHERPUR	519,932	519,932
8	National Bank Ltd.	Shibgonj	STD-643	SHIBGONJ ESU	19,171	19,171
9	Pubali Bank Ltd.	Shantahar	STD-04	S & D, SANTAHAR	260,477	260,477
10	Rupali Bank Ltd.	Dhupcachia	STD-17	S & D, DUPCHAIA	348,700	348,700
11	Agrani Bank Ltd.	Nishindara	STD-3816	S & D, KARATOA	1,819	1,819
				Total	2,937,268	2,937,268

Type & Code : 135 (ESTB)

SL	Bank Name	Branch Name	Account Number	Name of Office	Closing Balance (Bank)	Closing Balance (Cash)
1	Pubali Bank Ltd.	Sathmatha	STD-163	S & D -1, Bogura	12,539	12,539
2	Pubali Bank Ltd.	Sathmatha	STD-171	S & D-2, Bogura	9,485	9,485

Northern Electricity Supply Company PLC

(An Enterprise of Bangladesh Power Development Board)

Cash and Cash Equivalents (Bogura RAO)

For the Year ended June 30, 2022

SL	Bank Name	Branch Name	Account Number	Name of Office	Closing Balance (Bank)	Closing Balance (Cash)
3	Pubali Bank Ltd.	Sathmatha	STD-1010	S & D-3, Bogura	9,943	9,943
4	The City Bank Ltd.	Sherpur	STD-001	S&D- Sherpur, Bogura	216,857	587,219
5	Rupali Bank Ltd.	Dupcachia	STD-015	S & D - Dupcachia, Bogura	734,368	112,166
6	Agrani Bank Ltd.	Shibgonj	STD-3353	Shibgonj electric supply, Bogura	695,800	72,235
7	Pubali Bank Ltd.	Shantahar	STD-066	S & D - Shantahar, Bogura	416	416
8	Pubali Bank Ltd.	Naogaon	STD- 178	S & D-Naogaon (North)	8,803	8,803
9	Pubali Bank Ltd.	Joypurhat	STD- 3767	S & D - Joypurhat	11,172	11,172
10	Pubali Bank Ltd.	Sathmatha	STD-491	O & M CIRCLE,BOGURA	4,433	4,433
11	Pubali Bank Ltd.	Sathmatha	STD-770	ZFS,BOGURA	16,641	16,641
12	Pubali Bank Ltd.	Sathmatha	STD-066	RAO, BOGURA	5,791,781	3,892,522
13	Pubali Bank Ltd.	Naogaon	STD-858	S & D-Naogaon (South)	7,359	7,359
14	Pubali Bank Ltd.	Sathmatha	STD-198	S & D-Karatoa	11,120	11,120
15	Sonali Bank Ltd.	Azizul Hague	STD-014	REVENUE ASSURANCE	402,999	402,999
16	Pubali Bank Ltd.	Sathmatha	STD-277	RAO, BOGURA (STD-27)	686,301	686,301
			Total		8,620,016	5,845,352

Annexure-E

Type & Code : 137 (Regional Collection)

SL	Bank Name	Branch Name	Account Number	Name of Office	Closing Balance (Bank)	Closing Balance (Cash)
1	Agrani Bank Ltd.	Thana Road	STD-3057	RAO, Bogura	97	97
2	Rupali Bank Ltd.	Thana Road	STD-1928	RAO, Bogura	298,705	298,705
3	Pubali Bank Ltd.	Sathmatha	STD-151	RAO, Bogura	9,493	9,493
4	Janata Bank Ltd.	Corporate	STD-324	RAO, Bogura	4,699,954	4,699,954
			Total		5,008,248	5,008,248

Northern Electricity Supply Company PLC

(An Enterprise of Bangladesh Power Development Board)

Cash and Cash Equivalents (Bogura RAO)

For the Year ended June 30, 2022

Annexure-E

Type & Code : 137a (Regional Misc. Collection)

SL	Bank Name	Branch Name	Account Number	Name of Office	Closing Balance (Bank)	Closing Balance (Cash)
1	Pubali Bank Ltd.	Sathmatha	STD-08	RAO, Bogura	12,131,752	10,329,252
			Total		12,131,752	10,329,252

Type & Code : 137B (Regional SD Collection)

SL	Bank Name	Branch Name	Account Number	Name of Office	Closing Balance (Bank)	Closing Balance (Cash)
1	Sonali Bank Ltd.	Azizul Haque	STD-036	RAO, Bogura	14,418	14,418
			Total		14,418	14,418

Type & Code : 138 (Deposit)

SL	Bank Name	Branch Name	Account Number	Name of Office	Closing Balance (Bank)	Closing Balance (Cash)
1	Pubali Bank Ltd.	Sathmatha	STD-286	RAO, Bogura	14,152,273	13,799,281
2	Pubali Bank Ltd.	Sathmatha	STD-294	RAO, Bogura	3,533,626	4,930,643
			Total		17,685,899	18,729,924

Vat Collection (Accounts Code-133 (V))

SL	Bank Name	Branch Name	Account Number	Name of Office	Closing Balance (Bank)	Closing Balance (Cash)
1	Pubali Bank Ltd.	Sathmatha	STD-38	S & D-1, Bogura	85,127	85,127
2	Pubali Bank Ltd.	Sathmatha	STD-63 (Prepaid)		448	448
3	IFIC Bank Ltd.	Chelopara	SND-28042	S & D-2, Bogura	50,142	50,142
4	Agrani Bank Ltd.	Tinmatha	STD-12895	S & D-3, Bogura	293,847	293,847
5	Shahjalal Islami Bank Ltd.	Bogura	STD-730	S & D- Sherpur	499,730	499,730
6	The City Bank Ltd.	Sherpur	STD-1105540	S & D- Sherpur	201,864	201,864
7	Rupali Bank Ltd.	Dhupcachia	STD-03	S & D-Dupcachia	583,437	583,437
8	Rupali Bank Ltd.	Kahalu	STD-06	S & D-Dupcachia	308,065	308,065
9	Sonali Bank Ltd.	Talora	STD-10		386,368	386,368

Northern Electricity Supply Company PLC

(An Enterprise of Bangladesh Power Development Board)

Cash and Cash Equivalents (Bogura RAO)

For the Year ended June 30, 2022

SL	Bank Name	Branch Name	Account Number	Name of Office	Closing Balance (Bank)	Closing Balance (Cash)
10	Agrani Bank Ltd	Mohasthanagar	STD-02	ESU -shibgonj	53,834	53,834
11	Pubali Bank Ltd.	Shantahar	STD-03		273	273
12	Sonali Bank Ltd.	Nashratpur	STD-01	S & D-Shantahar	41,381	41,381
13	Sonali Bank Ltd.	Adamdighi	STD-01		92,899	92,899
14	Jamuna Bank Ltd.	Shantahar	SND-00061		596,919	596,919
15	Pubali Bank Ltd.	Naogaon	STD-01	S & D-Naogaon (North)	187,618	187,618
16	Pubali Bank Ltd.	Principal	STD-381	S & D-Joypurhat	128,770	128,770
17	Shahjalal Islami Bank . Ltd.	Naogaon	STD-00141	S & D-Naogaon (South)	216,283	216,283
18	Agrani Bank Ltd.	Nishindara	STD-86845	S & D-Karatooa	148,234	148,234
			Total		3,875,238	3,875,238

Annexure-E

Type & Code : 137V (Regional Vat Collection)

SL	Bank Name	Branch Name	Account Number	Name of Office	Closing Balance (Bank)	Closing Balance (Cash)
1	Sonali Bank Ltd.	A.Z.College Br.	0602302000410	RAO, Bogura	-	(503,772)
			Total		-	(503,772)

Northern Electricity Supply Company PLC

(An Enterprise of Bangladesh Power Development Board)

Cash and Cash Equivalents (Pabna RAO)

For the Year ended June 30, 2022

Type & Code : 134 (Unit Misc. Collection)

SL. No.	Bank Name	Branch Name	Account Number	Name of Office	Closing Balance (Bank)	Closing Balance (Cash)
1	The City Bank Ltd.	Pabna Branch	3101887598001	S & D -1, Pabna	65,839	65,839
2	FSIBL Bank Ltd.	Pabna Branch	016913100000098	S & D -1, Pabna	437,121	437,121
3	FSIBL Bank Ltd.	Pabna Branch	016913100000098	S & D -2, Pabna	30,473	30,473
4	The Premier Bank Ltd.	Pabna Branch	0206131000000016	S & D -2, Pabna	211,295	211,295
5	Southeast Bank Ltd	Ishwardi Branch	0103131000000016	S & D, Ishwardi	359,351	359,351
6	EXIM Bank Ltd.	Sirajgonj Branch	110131000084957	S & D-1, Sirajgonj	282,952	282,952
7	Janata Bank Ltd.	Sirajgonj	0100214065317	S & D-2, Sirajgonj	309,653	309,653
8	Janata Bank Ltd.	Nurpur Br. Pabna	0100037333306	Magistrate Court	2,263	2,263
			Total		1,698,947	1,698,947

Annexure-E

Type & Code : 134a (Unit SD Collection)

SL. No.	Bank Name	Branch Name	Account Number	Name of Office	Closing Balance (Bank)	Closing Balance (Cash)
1	The City Bank Ltd.	Pabna Branch	3102232406001	S & D -1, Pabna	71,349	71,349
2	FSIBL Bank Ltd.	Pabna Branch	016913100000100	S & D -1, Pabna	155,965	155,965
3	The Premier Bank Ltd.	Pabna Branch	0206131000000002	S & D -2, Pabna	1,004,148	1,004,148
4	Pubali Bank Ltd.	Pabna Branch	04881020000090	S & D -2, Pabna	300,489	300,489
5	Southeast Bank Ltd.	Ishwardi Branch	010313100000013	S & D, Ishwardi	384,364	384,364
6	Janata Bank Ltd.	Sirajgonj	0100214065821	S & D-2, Sirajgonj	219,499	219,499
			Total		2,135,813	2,135,813

Type & Code : 135 (ESTB)

SL. No.	Bank Name	Branch Name	Account Number	Name of Office	Closing Balance (Bank)	Closing Balance (Cash)
1	Pubali Bank Ltd.	Ishwardi Branch	01221020000201	S & D, Ishwardi	1,003,513	266,603
2	Pubali Bank Ltd.	Pabna Branch	0488102000733	S & D -1, Pabna	306,030	26,447

Northern Electricity Supply Company PLC

(An Enterprise of Bangladesh Power Development Board)

Cash and Cash Equivalents (Pabna RAO)

For the Year ended June 30, 2022

SL. No.	Bank Name	Branch Name	Account Number	Name of Office	Closing Balance (Bank)	Closing Balance (Cash)
3	Rupali Bank Ltd.	Pabna Branch	3756024000021	S & D -2, Pabna	1,108,024	546,020
4	Sonali Bank Ltd.	Sirajgonj Branch	4215110000014	S & D-1, Sirajgonj	1,048,713	276,560
5	Sonali Bank Ltd.	Sirajgonj Branch	4215003000077	S & D-2, Sirajgonj	1,215,695	533,034
6	Janata Bank Ltd.	Nurpur Branch	0100037448481	O & M Circle, Pabna	641,088	166,370
7	Janata Bank Ltd.	Ishwardi Branch	0100021636813	RAO, Ishwardi	988,554	163,735
8	Janata Bank Ltd.	Ishwardi Branch	0100021637038	RAO (Contractor), Ishwardi	837,173	689,524
Total					7,148,790	2,668,293

Annexure-E

Type & Code : 137 (Regional Collection)

SL. No.	Bank Name	Branch Name	Account Number	Name of Office	Closing Balance (Bank)	Closing Balance (Cash)
1	Rupali Bank Ltd.	Pabna Branch	3756020006228	RAO, Pabna	1,177,650	1,177,650
Total					1,177,650	1,177,650

Type & Code : 137a (Regional Misc. Collection)

SL. No.	Bank Name	Branch Name	Account Number	Name of Office	Closing Balance (Bank)	Closing Balance (Cash)
1	Pubali Bank Ltd.	Ishwardi Branch	0122102000313	RAO, Ishwardi	148,295	158,458
Total					148,295	158,458

Type & Code : 137B (Regional SD Collection)

SL. No.	Bank Name	Branch Name	Account Number	Name of Office	Closing Balance (Bank)	Closing Balance (Cash)
1	Mercantile Bank Ltd.	Ishwardi Branch	13301312622812	RAO, Ishwardi	637,032	637,032
Total					637,032	637,032

Northern Electricity Supply Company PLC

(An Enterprise of Bangladesh Power Development Board)

Cash and Cash Equivalents (Pabna RAO)

For the Year ended June 30, 2022

SL. No.	Bank Name	Branch Name	Account Number	Name of Office	Closing Balance (Bank)	Closing Balance (Cash)
1	Janata Bank Ltd.	Ishwardi Branch	0100021636899	RAO, Ishwardi (Contractor SD)	5,512,467	5,621,562
2	Pubali Bank Ltd.	Ishwardi Branch	0122102000160	RAO, Ishwardi (DW A/C)	748	748
3	Pubali Bank Ltd.	Ishwardi Branch	0122102000634	RAO, Ishwardi (DW Contractor A/C)	113,944	113,944
Total					5,627,159	5,736,254

Annexure-E

Type & Code : 138 (Deposit)

Type & Code : 133V (Unit Vat Collection)

SL. No.	Bank Name	Branch Name	Account Number	Name of Office	Closing Balance (Bank)	Closing Balance (Cash)
1	FSIBL Bank Ltd.	Pabna Branch	016913100000095	S & D -1, Pabna	34,297	34,297
2	FSIBL Bank Ltd.	Pabna Branch	016913100000097	S & D -2, Pabna	1,636	1,636
3	The Premier Bank Ltd.	Pabna Branch	020613100000003	S & D -2, Pabna	15,861	15,861
4	Southeast Bank Ltd	Ishwardi Branch	010311100000116	S & D, Ishwardi	2,027	2,027
5	Janata Bank Ltd.	Sirajgonj Branch	0100000783182	S & D-2, Sirajgonj	49,680	49,680
Total					103,499	103,499

Type & Code : 137 V (Regional Vat Collection)

SL. No.	Bank Name	Branch Name	Account Number	Name of Office	Closing Balance (Bank)	Closing Balance (Cash)
1	Sonali Bank Ltd.	Pabna Branch	4114502001527	Regional Vat	1	1
Total					1	1

Northern Electricity Supply Company PLC

(An Enterprise of Bangladesh Power Development Board)

Cash and Cash Equivalents (Rangpur RAO)

For the Year ended June 30, 2022

Annexure-E

Statement of code no - 133

SL. No.	Name of Bank	Branch	Account No	Name of Office	Closing Balance (Bank)	Closing Balance (Cash)
1	Pubali Bank Ltd.	Shapla chattar	2160102000066	Sales & Distribution Division -1, Rangpur	5,418,367	5,418,367
2	Agrani Bank Ltd.	Medical	0200003438952		23,963,486	23,963,486
3	Rupali Bank Ltd.	Mahigong	4309024000005	Sales & Distribution Division - 3, Rangpur	4,340,817	4,340,817
4	Agrani Bank Ltd.	Alomnagor	0200004837720		39,792	39,792
5	Agrani Bank Ltd.	Saidpur	0200001892690	Sales & Distribution Division - Saidpur	7,869,185	7,869,185
6	Sonali Bank Ltd.	Kurigram	5208436001151	Sales & Distribution Division - Kurigram	5,194,011	5,194,011
7	Rajshahi Krixi Unnayan Bank	Domar	00172000023	Sales & Distribution Division -Domar	18,965	18,965
8	Rajshahi Krixi Unnayan Bank	Dimla	0017200000016		2,358,455	2,358,455
9	Rupali Bank Ltd.	Dalia	4465024000049	Jaldhaka Electric Supply	258,782	258,782
10	Rupali Bank Ltd.	Patgram	4366024000004	Sales & Distribution Division- Patgram	2,315,331	2,315,331
11	Pubali Bank Ltd.	Park Road Branch	2022102000858	Sales & Distribution Division -1 Gaibandha	3,607,038	3,607,038
12	Pubali Bank Ltd.	Gaibandha Branch	1613102000430		3,942,785	3,942,785
13	Sonali Bank Ltd.	Palashbari	5112001070532	Palashbari Electric Supply	350,649	350,649
14	Pubali Bank Ltd.	Nilphamari	167102000201	Sales & Distribution Division- Nilphamari	3,540,345	3,540,345
15	Rupali Bank Ltd.	Barakhata	4424024000002	Sales & Distribution Division- Hatibandha	2,523,173	2,523,173
16	Rupali Bank Ltd.	Kishorgong	4291024000016	Kishorgong	1,040,802	1,040,802
				Total	66,781,984	66,781,984

Statement of code no - 134

SL. No.	Name of Bank	Branch	Account No	Name of Office	Closing Balance (Bank)	Closing Balance (Cash)
1	Pubali Bank Ltd.	Shapla	2160102000881	Sales & Distribution Division-1, Rangpur	303,791	303,791
2	ONE Bank Ltd.	Rangpur	523000000433		8,138	8,138
3	South-east Bank Ltd.	Rangpur	1310000374		997,167	997,167

Northern Electricity Supply Company PLC

(An Enterprise of Bangladesh Power Development Board)

Cash and Cash Equivalents (Rangpur RAO)

For the Year ended June 30, 2022

Annexure-E

SL. No.	Name of Bank	Branch	Account No	Name of Office	Closing Balance (Bank)	Closing Balance (Cash)
4	Janata Bank Ltd.	LALBAG	100154315122	Sales & Distribution Division-3, Rangpur	1,839,085	1,839,085
5	Social Islami Bank Ltd.	Rangpur	681360000668		31,811	31,811
6	Agrani Bank Ltd.	Saidpur	200012870527	Sales & Distribution Division- Saidpur	399,340	399,340
7	National Bank Ltd.	KURIGRAM	1195003081223	Sales & Distribution Division- Kurigram	339,010	339,010
8	Janata Bank Ltd.	DOMAR	100158790411	Sales & Distribution Division- Domar	551,879	551,879
9	Rajshahi Krixi Unnayan Bank	DOMAR	0017200000025		61,455	61,455
10	Janata Bank Ltd.	JALDHAKA	100156408748	Jaldhaka Electric Supply	174,605	174,605
11	NCC Bank Ltd.	PATGRAM	0037-0325000198	Sales & Distribution Division- Patgram	74,766	74,766
12	Islami Bank Bangladesh Ltd.	PATGRAM	20503220900001710		530,606	530,606
13	Sonali Bank Ltd.	PURN BA	5113603000094	Sales & Distribution Division-1, Gaibandha	325,120	325,120
14	Pubali Bank Ltd.	GAIBANDHA	1613102000410	Sales & Distribution Division-2, Gaibandha	222,292	222,292
15	Rupali Bank Ltd.	Gaibandha Br.	4374024000045		645	645
16	Dutch Bangla Bank Ltd.	GOBIN	1751200001879	Sales & Distribution Division- Gobindagonj	219,794	219,794
17	Al-Arafah Islami Bank Ltd.	PALASHBARI	1371220000096	Palashbari Electric Supply	104,114	104,114
18	SBAC Bank Ltd.	PALASHBARI	0080130000045		1,666	1,666
19	Sonali Bank Ltd.	LALMONI BR	5210003000143	Sales & Distribution Division- Lalmonirhat	76,048	76,048
20	Mercantile Bank Ltd.	Lalmonirhat	131513126308108		164,527	164,527
21	Janata Bank Ltd.	KALIGONJ BR	0100159123361	Sales & Distribution Division- Kaligonj	883,837	883,837
22	Pubali Bank Ltd.	NILPHAMARI	0167102000796	Sales & Distribution Division- Nilphamari	320,146	320,146
23	Padma Bank Ltd	NILPHAMARI	113000416540		22,519	22,519
24	Janata Bank Ltd.	HATIBANDHA	0100156406303	Sales & Distribution Division- Hatibandha	509,059	509,059
25	Sonali Bank Ltd.	KISHORGONJ	5307403000065		1,259	1,259
26	Rupali Bank Ltd.	Kishoregonj Br.	4291024000022	Kishoregonj Electric Supply	78,826	78,826
27	Janata Bank Ltd.	Lalbag	STD NO-010002447783	RAO, Rangpur	43,307	43,307
				Total	8,284,811	8,284,811

Northern Electricity Supply Company PLC

(An Enterprise of Bangladesh Power Development Board)

Cash and Cash Equivalents (Rangpur RAO)

For the Year ended June 30, 2022

Annexure-E

Statement of code no - 134/A

SL. No.	Name of Bank	Branch	Account No	Name of Office	Closing Balance (Bank)	Closing Balance (Cash)
1	Pubali Bank Ltd.	Shapla	2160102000070	Sales & Distribution Division-1, Rangpur	503,701	503,701
2	Southeast Bank Ltd.	Rangpur	3713100000380		2,848,874	2,848,874
3	Janata Bank Ltd.	LALBAG	0100023820174	Sales & Distribution Division-3, Rangpur	263,806	263,806
4	Agrani Bank Ltd.	Saidpur	0200001892671	Sales & Distribution Division-Saidpur	4,434	4,434
5	Sonali Bank Ltd.	KURIGRAM	5208436001192	Sales & Distribution Division-Kurigram	275,709	275,709
6	Janata Bank Ltd.	DOMER	0100026943561	Sales & Distribution Division-Domar	647,333	647,333
7	Janata Bank Ltd.	JALDHAKA	0100032783826	Jaldhaka Electric Supply	160,225	160,225
8	NCC Bank Ltd.	PATGRAM	00370325000072	Sales & Distribution Division-Patgram	132,791	132,791
9	Islami Bank Bangladesh Ltd.	PATGRAM	20503220900001609		717,805	717,805
10	Sonali Bank Ltd.	PU RN BA	5113633014804	Sales & Distribution Division-1, Gaibandha	258,676	258,676
11	Rupali Bank Ltd.	GAIBANDHA	16131020000425	Sales & Distribution Division-2, Gaibandha	243,525	243,525
12	Janata Bank Ltd.	GOBINDAGONG	0100035729717	Sales & Distribution Division-Gobindagonj	266,070	266,070
13	Al-Arafah Islami Bank Ltd.	PALASHBARI	1371220000118	Palashbari Electric Supply	101,586	101,586
14	Sonali Bank Ltd.	LALMONI BR	5208436001192	Sales & Distribution Division-Lalmonirhat	83,250	83,250
15	Mercantile Bank Ltd.	LALMONI BR	131513133615957		205,789	205,789
16	Janata Bank Ltd.	KALIGONJ BR	0100081044982	Sales & Distribution Division-Kaligonj	671,200	671,200
17	Pubali Bank Ltd.	NILPHAMARI	0167102000214	Sales & Distribution Division-Nilphamari	48,867	48,867
18	Padma Bank Ltd.	NILPHAMARI	1130004165539		2,328	2,328
19	Janata Bank Ltd.	HATIBANDHA	0100088466238	Sales & Distribution Division-Hatibandha	475,951	475,951
20	Sonali Bank Ltd.	KISHORGONJ	5307436000533		1,095	1,095
21	Rupali Bank Ltd.	KISHORGONJ	4291024000023	Kishoregonj Electric Supply	82,424	82,424
				Total	7,995,439	7,995,439

Northern Electricity Supply Company PLC

(An Enterprise of Bangladesh Power Development Board)

Cash and Cash Equivalents (Rangpur RAO)

For the Year ended June 30, 2022

Annexure-E

Statement of code no - 135 Overhead

SL. No.	Name of Bank	Branch	Account No	Name of Office	Closing Balance (Bank)	Closing Balance (Cash)
1	Janata Bank Ltd.	Lalbag	0100024478020	Regional Accounting Office Rangpur	698,914	526,236
2	Janata Bank Ltd.	Lalbag	0100024478119	Contractor (Rev) RAO Rangpur	4,808,601	4,292,498
3	Janata Bank Ltd.	Lalbag	0100114134559	SE, O&M-1 Rangpur	409,108	184,554
4	Janata Bank Ltd.	Lalbag	0100024478305	SE, O&M-2 Rangpur	166,469	147,715
5	Janata Bank Ltd.	Lalbag	0100023819613	Chief Engr., Rangpur	61,215	541,778
6	Janata Bank Ltd.	Lalbag	0100230633937	DGM Control & Compliance	245,512	294,232
7	Janata Bank Ltd.	Lalbag	0100128887738	Energy Efficiency	509,601	217,846
8	Pubali Bank Ltd.	Shapla Chat	2160102000012	Sales & Distribution Division-1, Rangpur	318,468	350,106
9	Pubali Bank Ltd.	Shapla Chat	2160102000085	Sales & Distribution Division-2, Rangpur	497,239	510,024
10	Janata Bank Ltd.	Lalbag	0100023819672	Sales & Distribution Division-3, Rangpur	837,013	526,694
11	Agrani Bank Ltd.	Saidpur	786-0200001892675	Sales & Distribution Division-Saidpur	879,607	186,412
12	Agrani Bank Ltd.	Lalmonirhat	STD-0200001699014	Sales & Distribution Division-Lalmonirhat	340,748	280,208
13	Pubali Bank Ltd.	Nilphamari	STD-0167102000182	Sales & Distribution Division-Nilphamari	733,632	65,761
14	Sonali Bank Ltd.	Kurigram	STD NO-5208436000599	Sales & Distribution Division-Kurigram	146,932	193,972
15	Janata Bank Ltd.	Jaldhaka	STD NO-0100032784121	Jaldhaka Electric Supply	591,030	102,658
16	Sonali Bank Ltd.	Domar	STD NO-5305836000634	Sales & Distribution Division-Domar	630,899	169,239
17	NCC Bank Ltd	Patgram	STD NO-00370325000081	Sales & Distribution Division-Patgram	1,075,247	139,086
18	Janata Bank Ltd.	Gaibandha	STD-0100013020056	Sales & Distribution Division-1, Gaibandha	422,625	186,108

Northern Electricity Supply Company PLC

(An Enterprise of Bangladesh Power Development Board)

Cash and Cash Equivalents (Rangpur RAO)

For the Year ended June 30, 2022

SL. No.	Name of Bank	Branch	Account No	Name of Office	Closing Balance (Bank)	Closing Balance (Cash)
19	Janata Bank Ltd.	Gaibandha	STD NO-0100112554933	Sales & Distribution Division-2, Gaibandha	935,216	85,281
20	Janata Bank Ltd.	Gobindagong	STD NO-01000036500781	Sales & Distribution Division- Gobindagong	795,397	558,772
21	Sonali Bank Ltd.	Palashbari	STD NO-5112004000101	Palashbari Electric Supply	1,007	1,007
22	Al Arafah Islami bank Ltd.	Palashbari	STD-1371220000129	Palashbari Electric Supply	178,236	475,452
23	Janata Bank Ltd.	Kaligonj	STD-01000081044231	Sales & Distribution Division- Kaligonj	850,928	29,989
24	Prime Bank Ltd.	Hatibandha	STD-02230311000621	Sales & Distribution Division- Hatibandha	358,315	607,699
25	Sonali Bank Ltd.	Kishorgong	STD-530743600525	Kishorgong Electric Supply	289,612	102,271
26	Janata Bank Ltd.	Lalbag	STD NO-0100219148296	Revenue Assurance Rangpur	121,385	198,992
			Total		16,902,960	10,974,594

Annexure-E

Statement of code no - 137

SL. No.	Name of Bank	Branch	Account No	Name of Office	Closing Balance (Bank)	Closing Balance (Cash)
1	Sonali Bank Ltd.	Corporate	5019001068389	RAO, Rangpur	160	160
2	Janata Bank Ltd.	Rangpur	100000358911	RAO, Rangpur	11,827	11,827
3	Rupali Bank Ltd.	G L Roy Road	4267024003301	RAO, Rangpur	1,425	1,425
4	Pubali Bank Ltd.	Rangpur	297102025979	RAO, Rangpur	484,156	484,156
5	NCC Bank Ltd.	Rangpur	260320000575	RAO, Rangpur	26,670	26,670
6	Social Islami Bank Ltd.	Rangpur	681360000095	RAO, Rangpur	35,959	35,959
7	ONE Bank Ltd.	Rangpur	523000000105	RAO, Rangpur	3,125	3,125
8	BASIC Bank Ltd.	Rangpur	3316-01-0000452	RAO, Rangpur	5,281	5,281
9	Rajshahi Krihi Unnayan Bank	Rangpur	1720000865	RAO, Rangpur	3,500,000	3,500,000
			Total		4,068,603	4,068,603

Northern Electricity Supply Company PLC

(An Enterprise of Bangladesh Power Development Board)

Cash and Cash Equivalents (Rangpur RAO)

For the Year ended June 30, 2022

SL. No.	Name of Bank	Branch	Account No	Name of Office	Closing Balance (Bank)	Closing Balance (Cash)
1	Janata Bank Ltd.	Lalbag	0100151431911	RAO, Rangpur	2,258,740	2,258,740
			Total		2,258,740	2,258,740

Annexure-E

Statement of code no - 137A

Statement of code no - 137B

SL. No.	Name of Bank	Branch	Account No	Name of Office	Closing Balance (Bank)	Closing Balance (Cash)
1	Janata Bank Ltd.	Rangpur	0100024477988	RAO, Rangpur	2,669,761	2,669,761
			Total		2,669,761	2,669,761

Statement of code no - 138 Overhead Jamanat

SL. No.	Name of Bank	Branch	Account No	Name of Office	Closing Balance (Bank)	Closing Balance (Cash)
1	Janata Bank Ltd.	Lalbag	STD NO-100024477741	RAO, Rangpur	350,163	900,208
2	The City Bank Ltd.	Rangpur	3102236016001	RAO, Rangpur	1,495,292	1,495,292
			Total		1,845,454	2,395,499

Statement of code no - 133 V

SL. No.	Name of Bank	Branch	Account No	Name of Office	Closing Balance (Bank)	Closing Balance (Cash)
1	Pubali Bank Ltd.	Shapla chattar	2160102000858	Sales & Distribution Division - 1, Rangpur	272,570	272,570
2	Agrani Bank Ltd.	Medical	0200003444822	Sales & Distribution Division - 3, Rangpur	1,208,104	1,208,104
3	Rupali Bank Ltd.	Mahigong	4309024000007	Sales & Distribution Division - 3, Rangpur	212,510	212,510
4	Agrani Bank Ltd.	Alomnagor	0200012495307	Sales & Distribution Division - Saidpur	42,487	42,487
5	Agrani Bank Ltd.	Saidpur	0200001892704	Sales & Distribution Division - Saidpur	338,595	338,595
6	Sonali Bank Ltd.	Kurigram	5208403000179	Sales & Distribution Division - Kurigram	262,671	262,671
7	Rajshahi Krihi Unnayan Bank	Domar	001720000024	Sales & Distribution Division - Domar	251,667	251,667
8	Rajshahi Krihi Unnayan Bank	Dimla	0017200000017	Sales & Distribution Division - Domar	258,919	258,919

Northern Electricity Supply Company PLC

(An Enterprise of Bangladesh Power Development Board)

Cash and Cash Equivalents (Rangpur RAO)

For the Year ended June 30, 2022

SL. No.	Name of Bank	Branch	Account No	Name of Office	Closing Balance (Bank)	Closing Balance (Cash)
9	Rupali Bank Ltd.	Dalia	4465024000054	Jaldhaka Electric Supply	33,601	33,601
10	Rupali Bank Ltd.	Patgram	4366020000848	Sales & Distribution Division- Patgram	107,445	107,445
11	Pubali Bank Ltd.	Park Road Branch	2022901011699	Sales & Distribution Division-1, Gaibandha	168,015	168,315
12	Pubali Bank Ltd.	Gaibandha Branch	1613102000447		167,554	167,554
13	Sonali Bank Ltd.	Palashbari	5112001070543	Palashbari Electric Supply	1,432	1,432
14	Agrani Bank Ltd.	Palashbari	200016288172	Palashbari Electric Supply	17,045	17,045
15	Pubali Bank Ltd.	Nilphamari	0167901001955	Sales & Distribution Division- Nilphamari	170,039	170,039
16	Rupali Bank Ltd.	Hatibandha	4424024000015	Hatibandha	392,444	392,444
17	Rupali Bank Ltd.	Kishorgong	4291024000017	Kishorgong	82,424	82,424
				Total	3,987,521	3,987,821

Annexure-E

SL. No.	Name of Bank	Branch	Account No	Name of Office	Closing Balance (Bank)	Closing Balance (Cash)
1	Janata Bank Ltd.	Lalbag	STD NO-100024477741	RAO, Rangpur	1,758,524	1,758,524
				Total	1,758,524	1,758,524

Northern Electricity Supply Company PLC

(An Enterprise of Bangladesh Power Development Board)

Cash and Cash Equivalents (Dinajpur RAO)

For the year Ended June 30, 2022

SL	Bank Name	Branch Name	Account Number	Name of Office	Closing Balance (Bank)	Closing Balance (Cash)
1	Sonali Bank Ltd.	Tetulia, Panchagarh	1917110000080	ESU- Tetulia	2,849,967	2,849,967
				Total	2,849,967	2,849,967

Annexure-E

Type & Code : 133 (Unit Collection)

SL	Bank Name	Branch Name	Account Number	Name of Office	Closing Balance (Bank)	Closing Balance (Cash)
1	Sonali Bank Ltd.	Tetulia, Panchagarh	1917110000080	ESU- Tetulia	2,849,967	2,849,967
				Total	2,849,967	2,849,967

Type & Code : 133V (VAT Collection)

SL	Bank Name	Branch Name	Account Number	Name of Office	Closing Balance (Bank)	Closing Balance (Cash)
1	Sonali Bank Ltd.	Tetulia, Panchagarh	1917110000081	ESU- Tetulia	72,294	135,145
				Total	72,294	135,145

Type & Code : 134 (Unit Misc. Collection)

SL	Bank Name	Branch Name	Account Number	Name of Office	Closing Balance (Bank)	Closing Balance (Cash)
1	Agrani Bank Ltd.	Maldhapatty, Dinajpur	0200009680751	S&D-1 Dinajpur	238,186	238,186
2	Agrani Bank Ltd.	Station road, Dinajpur	0200009675536	S&D-2 Dinajpur	866,519	866,519
3	Agrani Bank Ltd.	Thakurgaon	0200009678937	S&D-THAKURGAON	450,898	450,898
4	Agrani Bank Ltd.	Panchagarh	0200009681762	S&D-PANCHAGHAR	306,141	306,141
5	Agrani Bank Ltd.	Fulbari, Dinajpur	0200009689142	ESU- FULBARI	953,751	953,751
6	Standard Bank Ltd.	Fulbari, Dinajpur	A/c No-0021536000024		8,603	8,603
7	Janata Bank Ltd.	Parbatipur, Dinajpur	03200000527	ESU- PARBOTIPUR	122,783	122,783
8	Agrani Bank Ltd.	Setabgonj	0200009689030	ESU- SETABGONJ	104,277	104,277
9	Sonali Bank Ltd.	Tetulia, Panchagarh	1917110000083		132,285	132,285
				Total	3,183,442	3,183,442

Type & Code : 134a (Unit SD Collection)

SL	Bank Name	Branch Name	Account Number	Name of Office	Closing Balance (Bank)	Closing Balance (Cash)
1	Agrani Bank Ltd.	Maldhapatty, Dinajpur	020000717782	S&D-1 Dinajpur	161,600	161,600
2	Agrani Bank Ltd.	Station road, Dinajpur	0200004246659	S&D-2 Dinajpur	3,938	3,938
3	Agrani Bank Ltd.	Thakurgaon	0200001366785	S&D-THAKURGAON	492,125	492,125

Northern Electricity Supply Company PLC

(An Enterprise of Bangladesh Power Development Board)

Cash and Cash Equivalents (Dinajpur RAO)

For the year Ended June 30, 2022

Annexure-E

SL	Bank Name	Branch Name	Account Number	Name of Office	Closing Balance (Bank)	Closing Balance (Cash)
4	Agrani Bank Ltd.	Panchagarh	0200001358049	S&D-PANCHAGHAR	303,754	303,754
5	Agrani Bank Ltd.	Fulbari, Dinajpur	0200002127124	ESU- FULBARI	179,256	179,256
6	Janata Bank Ltd.	Parbatipur, Dinajpur	0061032000018	ESU- PARBOTIPIUR	133,031	133,031
7	Agrani Bank Ltd.	Setabgonj	0200012791850	ESU- SETABGONJ	97,125	97,125
8	Sonali Bank Ltd.	Tetulia, Panchagarh	1917110000058	ESU- TETULIA	150,882	150,882
				Total	1,521,711	1,521,711

Type & Code : 135 (ESTB)

SL	Bank Name	Branch Name	Account Number	Name of Office	Closing Balance (Bank)	Closing Balance (Cash)
1	Agrani Bank Ltd.	Maldhapatty, Dinajpur	0200000717793	S&D-1 Dinajpur	1,255,767	425,327
2	Uttara Bank Ltd.	Dinajpur	343414100004132	S&D-2 Dinajpur	932,614	798,424
3	Agrani Bank Ltd.	Thakurgaon	0200001366759	S&D-THAKURGAON	997,428	323,652
4	Agrani Bank Ltd.	Panchagarh	0200001358099	S&D-PANCHAGHAR	422,029	209,950
5	Agrani Bank Ltd.	Setabgonj	0200012954133	ESU- SETABGONJ	92,403	23,132
6	Agrani Bank Ltd.	Fulbari, Dinajpur	0200002127143	ESU-FULBARI	146,019	51,083
7	Sonali Bank Ltd.	Parbatipur, Dinajpur	1821004000054	ESU- PARBOTIPIUR	113,043	90,916
8	Sonali Bank Ltd.	Tetulia, Panchagarh	1917110000057	ESU- TETULIA	622,895	448,239
9	Agrani Bank Ltd.	Maldhapatty, Dinajpur	0200000717795	SE Office	124,332	35,718
10	Agrani Bank Ltd.	Station Road, Dinajpur	020000424679	RAO, Dinajpur	169,801	140,714
11	Agrani Bank Ltd.	Maldhapatty, Dinajpur	0200000717902	CONT (REV)	2,571,094	253,218
				Total	7,447,424	2,800,372

Type & Code : 137 (Regional Collection)

SL	Bank Name	Branch Name	Account Number	Name of Office	Closing Balance (Bank)	Closing Balance (Cash)
1	Agrani Bank Ltd.	Maldhapatty, Dinajpur	0200012369209	RAO, Dinajpur	24,536	88,019
2	Sonali Bank Ltd.	Suihari Branch., Dinajpur	1829103000040	RAO, Dinajpur	4,257	4,257
3	Pubali Bank Ltd	Maldhapatty, Dinajpur	0661102000966	RAO, Dinajpur	11,542	11,542
				Total	40,335	103,818

Northern Electricity Supply Company PLC

(An Enterprise of Bangladesh Power Development Board)

Cash and Cash Equivalents (Dinajpur RAO)

For the year Ended June 30, 2022

Annexure-E

SL	Bank Name	Branch Name	Account Number	Name of Office	Closing Balance (Bank)	Closing Balance (Cash)
1	Janata Bank Ltd.	Corporate Branch., Dinajpur	0100008017837	RAO, Dinajpur	1,532	1,532
2	Agrani Bank Ltd.	Station Road Branch	New A/C-0200016696760	RAO, Dinajpur	-	76,372
				Total	1,532	77,904

Type & Code : 137B (Regional SD Collection)

SL	Bank Name	Branch Name	Account Number	Name of Office	Closing Balance (Bank)	Closing Balance (Cash)
1	Janata Bank Ltd.	Corporate Branch., Dinajpur	0100008017781	RAO, Dinajpur	-	-
2	Agrani Bank Ltd.	Station Road Branch	New A/C-0200016696281	RAO, Dinajpur	-	59,400
				Total	-	59,400

Type & Code : 138 (Deposit)

SL	Bank Name	Branch Name	Account Number	Name of Office	Closing Balance (Bank)	Closing Balance (Cash)
1	Agrani Bank Ltd.	Station Road, Dinajpur	02400004246518	RAO, Dinajpur	919,320	1,275,336
2	Agrani Bank Ltd.	Station Road, Dinajpur	02400004246524	RAO, Dinajpur	-	186,000
				Total	919,320	1,461,336

Type & Code : 137V (Regional VAT)

SL	Bank Name	Branch Name	Account Number	Name of Office	Closing Balance (Bank)	Closing Balance (Cash)
1	Agrani Bank Ltd.	Maldhapatty, Dinajpur	0200016421040	RAO, Dinajpur	7,064	17,817
2	Sonali Bank Ltd.	Suihari Branch., Dinajpur	1829103000046	RAO, Dinajpur	2,247	2,247
				Total	9,312	20,065

Northern Electricity Supply Company PLC

(An Enterprise of Bangladesh Power Development Board)

Cash and Cash Equivalents (Project)

For the year Ended June 30, 2022

Type & Code : 135 (ESTB)

Annexure-E

SL	Bank Name	Branch Name	Account Number	Name of Office	Closing Balance (Bank)	Closing Balance (Cash)
1	Rupali Bank Ltd	Rajshahi Corporate, Rajshahi	3517024004704	SPM-PD	1,943,685.34	-
2	Rupali Bank Ltd	Rajshahi Corporate, Rajshahi	3517024004802	SPM-Ex En	73,298.40	-
3	Janata Bank Ltd	Hetem Khan Br, Rajshahi	0100167080868	Rajshahi Division	1,909,860.58	616,138.58
4	Janata Bank Ltd	Hetem Khan Br, Rajshahi	0100167079541	Rangpur Division	3,116,221.33	775,156.33
Total					7,043,065.65	1,391,294.91

Northern Electricity Supply Company PLC

(An Enterprise of Bangladesh Power Development Board)

Schedule of FDR

For the year Ended June 30, 2022

Annexure-F

SL. No.	BANK	FDR NO	RAO/Office	Amount as on 30-06-2021	Amount as on 30-06-2022
1	AB Bank Ltd.	FDR -3731396-784974	DGM(Accounts)	-	20,000,000
Total				-	20,000,000

SL. No.	BANK	FDR NO	RAO/Office	Amount as on 30-06-2021	Amount as on 30-06-2022
1	Bangladesh Commerce Bank Ltd.	FDR -05233000278	Rajshahi	1,750,000	1,865,125
2	Bangladesh Commerce Bank Ltd.	FDR -30233000046	DGM(Accounts)	-	5,000,000
Total				1,750,000	6,865,125

SL. No.	BANK	FDR NO	RAO/Office	Amount as on 30-06-2021	Amount as on 30-06-2022
1	BASIC Bank Ltd.	FDR BASIC BANK 0318-01-0013345	DGM(Accounts)	257,937,347	-
2	BASIC Bank Ltd.	FDR BASIC BANK 0318-01-0012829	Rajshahi	33,945,074	-
3	BASIC Bank Ltd.	FDR BASIC BANK 0328-01-0007276	Rangpur	7,638,056	-
4	BASIC Bank Ltd.	FDR BASIC BANK 0318-01-0012840	Rajshahi	2,353,923	-
5	BASIC Bank Ltd.	FDR BASIC BANK 0318-01-0013190	DGM(Accounts)	1,643,779	1,748,036
6	BASIC Bank Ltd.	FDR BASIC BANK 0328-01-0000331	Dineajpur	2,000,000	2,000,000
7	BASIC Bank Ltd.	FDR BASIC BANK 0318-01-0013847	DGM(Accounts)	2,137,000	-
8	BASIC Bank Ltd.	FDR BASIC BANK 0318-01-0013959	DGM(Accounts)	4,276,500	-
9	BASIC Bank Ltd.	FDR BASIC BANK 0318-01-0013985	DGM(Accounts)	23,138,460	-
10	BASIC Bank Ltd.	FDR BASIC BANK 0318-01-0014038	DGM(Accounts)	43,439,664	46,552,320
11	BASIC Bank Ltd.	FDR BASIC BANK-0318-01-0014113	DGM(Accounts)	3,655,339	3,915,524
12	BASIC Bank Ltd.	FDR BASIC BANK 0318-01-0014225	DGM(Accounts)	298,881,893	-
13	BASIC Bank Ltd.	FDR BASIC BANK 0318-01-0014293	DGM(Accounts)	5,797,286	6,159,515
14	BASIC Bank Ltd.	FDR BASIC BANK 0318-01-0014301	DGM(Accounts)	4,641,043	4,930,428

Northern Electricity Supply Company PLC

(An Enterprise of Bangladesh Power Development Board)

Schedule of FDR

For the year Ended June 30, 2022

Annexure-F

SL. No.	BANK	FDR NO	RAO/Office	Amount as on 30-06-2021	Amount as on 30-06-2022
15	BASIC Bank Ltd.	FDR BASIC BANK 0318-01-0014316	DGM(Accounts)	11,130,034	-
16	BASIC Bank Ltd.	FDR BASIC BANK 0318-01-0014321	DGM(Accounts)	6,870,579	-
17	BASIC Bank Ltd.	FDR BASIC BANK 0318-01-0014384	DGM(Accounts)	5,000,000	5,327,750
18	BASIC Bank Ltd.	FDR BASIC BANK 0318-01-0014412	DGM(Accounts)	8,203,250	-
19	BASIC Bank Ltd.	FDR BASIC BANK 0318-01-0014379	DGM(Accounts)	4,591,900	4,892,654
20	BASIC Bank Ltd.	FDR BASIC BANK 0318-01-0014390	DGM(Accounts)	32,943,000	35,107,179
21	BASIC Bank Ltd.	FDR BASIC BANK 0318-01-0014428	DGM(Accounts)	5,878,125	-
22	BASIC Bank Ltd.	FDR BASIC BANK 0318-01-0014407	Rajshahi	9,061,255	-
23	BASIC Bank Ltd.	FDR BASIC BANK 0318-01-0014454	DGM(Accounts)	5,200,000	5,540,980
24	BASIC Bank Ltd.	FDR BASIC BANK 0318-01-0014503	DGM(Accounts)	1,842,000	-
25	BASIC Bank Ltd.	FDR BASIC BANK 0318-01-0014600	DGM(Accounts)	6,896,673	7,390,234
26	BASIC Bank Ltd.	FDR BASIC BANK 0318-01-0014615	DGM(Accounts)	2,519,637	2,698,051
27	BASIC Bank Ltd.	FDR BASIC BANK 0318-01-0014621	DGM(Accounts)	5,000,000	5,357,000
28	BASIC Bank Ltd.	FDR BASIC BANK 0318-01-0014657	DGM(Accounts)	5,117,500	5,482,960
29	BASIC Bank Ltd.	FDR BASIC BANK 0318-01-0014662	DGM(Accounts)	1,301,124	1,391,805
30	BASIC Bank Ltd.	FDR BASIC BANK 0318-01-0014780	DGM(Accounts)	1,236,889	1,322,945
31	BASIC Bank Ltd.	FDR BASIC BANK 0318-01-0014865	DGM(Accounts)	155,900,073	167,084,878
32	BASIC Bank Ltd.	FDR BASIC BANK 0318-01-0014850	DGM(Accounts)	118,538,996	127,033,804
33	BASIC Bank Ltd.	FDR BASIC BANK 0318-01-0014844	DGM(Accounts)	71,058,691	76,134,917
34	BASIC Bank Ltd.	FDR BASIC BANK 0318-01-0014839	DGM(Accounts)	16,335,000	17,496,120
35	BASIC Bank Ltd.	FDR BASIC BANK 0318-01-0014871	DGM(Accounts)	4,700,000	5,003,675
36	BASIC Bank Ltd.	FDR BASIC BANK 0318-01-0014935	DGM(Accounts)	11,937,212	-
37	BASIC Bank Ltd.	FDR BASIC BANK 0318-01-0015020	DGM(Accounts)	28,386,076	30,223,268
38	BASIC Bank Ltd.	FDR BASIC BANK 0318-01-0015056	DGM(Accounts)	36,961,557	39,275,135
39	BASIC Bank Ltd.	FDR BASIC BANK 0318-01-0015061	DGM(Accounts)	11,699,496	-
40	BASIC Bank Ltd.	FDR BASIC BANK 0318-01-0015077	DGM(Accounts)	11,699,496	-
41	BASIC Bank Ltd.	FDR BASIC BANK 0318-01-0015152	DGM(Accounts)	-	9,654,657

Northern Electricity Supply Company PLC

(An Enterprise of Bangladesh Power Development Board)

Schedule of FDR

For the year Ended June 30, 2022

Annexure-F

SL. No.	BANK	FDR NO	RAO/Office	Amount as on 30-06-2021	Amount as on 30-06-2022
42	BASIC Bank Ltd.	FDR BASIC BANK 0318-01-0015243	DGM(Accounts)	-	3,200,000
43	BASIC Bank Ltd.	FDR BASIC BANK 0318-01-0015259	DGM(Accounts)	-	2,503,635
44	BASIC Bank Ltd.	FDR BASIC BANK 0318-01-0015264	DGM(Accounts)	-	40,351,743
45	BASIC Bank Ltd.	FDR BASIC BANK 0318-01-0015270	DGM(Accounts)	-	24,067,840
46	BASIC Bank Ltd.	FDR BASIC BANK 0318-01-0015285	DGM(Accounts)	-	1,068,500
47	BASIC Bank Ltd.	FDR BASIC BANK 5518-01-0006424	DGM(Accounts)	-	1,527,292
Total				1,271,493,929	684,442,845

SL. No.	BANK	FDR NO	RAO/Office	Amount as on 30-06-2021	Amount as on 30-06-2022
1	First Security Islami Bank Ltd.	FDR FSIB-013624600002135	DGM(Accounts)	10,972,500	11,747,520
2	First Security Islami Bank Ltd.	FDR FSIB-013624600002248	DGM(Accounts)	61,878,116	66,293,341
3	First Security Islami Bank Ltd.	FDR FSIB-013624600002362	DGM(Accounts)	4,634,490	4,954,536
4	First Security Islami Bank Ltd.	FDR FSIB-013624600002370	DGM(Accounts)	11,810,654	12,618,400
5	First Security Islami Bank Ltd.	FDR FSIB-013624600002372	DGM(Accounts)	6,857,210	7,316,870
6	First Security Islami Bank Ltd.	FDR FSIB-013624600002389	DGM(Accounts)	1,516,735	-
7	First Security Islami Bank Ltd.	FDR FSIB-013624600002390	DGM(Accounts)	58,841,862	-
8	First Security Islami Bank Ltd.	FDR FSIB-013624600002392	DGM(Accounts)	1,618,585	-
9	First Security Islami Bank Ltd.	FDR FSIB-013624600001636	Bogura	58,582,470	-
10	First Security Islami Bank Ltd.	FDR FSIB-013624600002448	DGM(Accounts)	-	12,686,115
Total				216,712,622	115,616,782

SL. No.	BANK	FDR NO	RAO/Office	Amount as on 30-06-2021	Amount as on 30-06-2022
1	Investment corporation of Bangladesh	FDR ICB-0005738	DGM(Accounts)	-	11,801,226
2	Investment corporation of Bangladesh	FDR ICB-0005739	DGM(Accounts)	-	274,107,400
Total				-	285,908,626

Northern Electricity Supply Company PLC

(An Enterprise of Bangladesh Power Development Board)

Schedule of FDR

For the year Ended June 30, 2022

Annexure-F

SL. No.	BANK	FDR NO	RAO/Office	Amount as on 30-06-2021	Amount as on 30-06-2022
1	IDLC Finance Ltd.	FDR IDLC 13052247665101	DGM(Accounts)	21,425,000	22,470,538
2	IDLC Finance Ltd.	FDR IDLC 13052247665102	DGM(Accounts)	-	10,000,000
Total				21,425,000	32,470,538

SL. No.	BANK	FDR NO	RAO/Office	Amount as on 30-06-2021	Amount as on 30-06-2022
1	IFIC Bank Ltd.	FDR IFIC 1413971	DGM(Accounts)	-	20,000,000
Total				-	20,000,000

SL. No.	BANK	FDR NO	RAO/Office	Amount as on 30-06-2021	Amount as on 30-06-2022
1	IPDC Finance Ltd.	FDR 1004241000001953	DGM(Accounts)	20,000,000	20,000,000
Total				20,000,000	20,000,000

SL. No.	BANK	FDR NO	RAO/Office	Amount as on 30-06-2021	Amount as on 30-06-2022
2	Janata Bank Ltd.	FDR 0100222549498	DGM(Accounts)	4,898,531	5,185,095
3	Janata Bank Ltd.	FDR 0100222620761	DGM(Accounts)	3,799,325	4,021,586
4	Janata Bank Ltd.	FDR 0100222985514	DGM(Accounts)	1,448,551	-
5	Janata Bank Ltd.	FDR 01002225906453	DGM(Accounts)	-	15,496,678
6	Janata Bank Ltd.	FDR 01002225915894	DGM(Accounts)	-	135,554,329
Total				10,146,408	160,257,688

Northern Electricity Supply Company PLC

(An Enterprise of Bangladesh Power Development Board)

Schedule of FDR

For the year Ended June 30, 2022

Annexure-F

SL. No.	BANK	FDR NO	RAO/Office	Amount as on 30-06-2021	Amount as on 30-06-2022
1	Rupali Bank Ltd.	FDR Rupali BANK 3517035004775	Rajshahi	37,893,231	-
2	Rupali Bank Ltd.	FDR Rupali BANK 3517035004777	Rajshahi	22,606,770	-
3	Rupali Bank Ltd.	FDR Rupali BANK 3517035004863	DGM(Accounts)	5,771,150	-
4	Rupali Bank Ltd.	FDR Rupali BANK 3517035004871	DGM(Accounts)	10,575,525	-
5	Rupali Bank Ltd.	FDR Rupali BANK 3517035004985	DGM(Accounts)	5,052,385	-
6	Rupali Bank Ltd.	FDR Rupali BANK 3517035004988	DGM(Accounts)	911,035	-
7	Rupali Bank Ltd.	FDR Rupali BANK 3517035004990	DGM(Accounts)	21,572,500	-
8	Rupali Bank Ltd.	FDR Rupali BANK 3517035004992	DGM(Accounts)	109,795,000	-
9	Rupali Bank Ltd.	FDR Rupali BANK 3517035004994	DGM(Accounts)	54,858,000	-
10	Rupali Bank Ltd.	FDR Rupali BANK 3517035004998	DGM(Accounts)	21,938,000	-
11	Rupali Bank Ltd.	FDR Rupali BANK 35170350049103	DGM(Accounts)	6,647,319	-
12	Rupali Bank Ltd.	FDR Rupali BANK 35170350049105	DGM(Accounts)	14,574,700	-
13	Rupali Bank Ltd.	FDR Rupali BANK 35170350049108	DGM(Accounts)	17,542,000	-
14	Rupali Bank Ltd.	FDR Rupali BANK 35170350049107	DGM(Accounts)	109,795,000	-
16	Rupali Bank Ltd.	FDR Rupali BANK 35170350049128	DGM(Accounts)	118,914,225	-
17	Rupali Bank Ltd.	FDR Rupali BANK 35170350049129	DGM(Accounts)	118,919,720	-
18	Rupali Bank Ltd.	FDR Rupali BANK 3517035005159	DGM(Accounts)	-	24,813,129
19	Rupali Bank Ltd.	FDR Rupali BANK 3517035005160	DGM(Accounts)	-	7,297,425
20	Rupali Bank Ltd.	FDR Rupali BANK 3517035005161	DGM(Accounts)	-	310,000,000
21	Rupali Bank Ltd.	FDR Rupali BANK 3517035005162	DGM(Accounts)	-	31,300,000
Total				677,366,560	373,410,554

SL. No.	BANK	FDR NO	RAO/Office	Amount as on 30-06-2021	Amount as on 30-06-2022
1	Global Islami Bank Ltd.	FDR 012-4400496817	DGM(Accounts)	1,000,000	-
2	Global Islami Bank Ltd.	FDR 012-0000034319	DGM(Accounts)	-	10,000,000
Total				1,000,000	10,000,000

Northern Electricity Supply Company PLC

(An Enterprise of Bangladesh Power Development Board)

Schedule of FDR

For the year Ended June 30, 2022

Annexure-F

SL. No.	BANK	FDR NO	RAO/Office	Amount as on 30-06-2021	Amount as on 30-06-2022
1	Midland Bank Ltd.	FDR 0029-1100009274	DGM(Accounts)	-	5,12,713
2	Midland Bank Ltd.	FDR 0029-1100009327	DGM(Accounts)	-	5,00,000
3	Midland Bank Ltd.	FDR 0029-1100009989	DGM(Accounts)	-	1,00,000
	Total			-	11,12,713

SL. No.	BANK	FDR NO	RAO/Office	Amount as on 30-06-2021	Amount as on 30-06-2022
1	Padma Bank Ltd.	FDR 0124200437428	Rangpur	-	-
2	Padma Bank Ltd.	FDR 0113700498303	Rangpur	-	2,606,959
	Total			-	2,606,959

SL. No.	BANK	FDR NO	RAO/Office	Amount as on 30-06-2021	Amount as on 30-06-2022
1	The Premier Bank Ltd.	FDR 0128278000007009	DGM(Accounts)	-	10,00,000
	Total			-	10,00,000

SL. No.	BANK	FDR NO	RAO/Office	Amount as on 30-06-2021	Amount as on 30-06-2022
1	National Bank Ltd.	FDR 1194005006115	DGM(Accounts)	-	6,500,000
	Total			-	6,500,000

SL. No.	BANK	FDR NO	RAO/Office	Amount as on 30-06-2021	Amount as on 30-06-2022
1	South Bangla Agriculture & Commerce Bank Ltd.	FDR 0031244001588	DGM(Accounts)	-	5,00,000
	Total			-	5,00,000

Northern Electricity Supply Company PLC

(An Enterprise of Bangladesh Power Development Board)

Schedule of FDR

For the year Ended June 30, 2022

Annexure-F

SL. No.	BANK	FDR NO	RAO/Office	Amount as on 30-06-2021	Amount as on 30-06-2022
1	Social Islami Bank Ltd.	FDR-0075330014735	DGM(Accounts)	-	5,00,000
	Total			-	5,00,000

SL. No.	BANK	FDR NO	RAO/Office	Amount as on 30-06-2021	Amount as on 30-06-2022
1	Union Bank Ltd.	FDR 0632060000975	Rangpur	-	8,13,313
2	Union Bank Ltd.	FDR 031-2060002026	DGM(Accounts)	-	5,00,000
	Total			-	13,13,313
	Sub-Total			2,219,894,519	1,782,343,603

SL. No.	BANK	FDR NO	RAO/Office	Amount as on 30-06-2021	Amount as on 30-06-2022
1	BASIC Bank Ltd.	FDR BASIC BANK 0318-01-0014210	Gratuity Fund	5,658,062	-
2	BASIC Bank Ltd.	FDR BASIC BANK 0318-01-0014204	Gratuity Fund	11,942,557	-
3	BASIC Bank Ltd.	FDR BASIC BANK 0318-01-0014231	Gratuity Fund	59,293,132	-
4	BASIC Bank Ltd.	FDR BASIC BANK 0318-01-0014246	Gratuity Fund	68,267,438	-
5	BASIC Bank Ltd.	FDR BASIC BANK 0318-01-0012931	Gratuity Fund	-	-
6	BASIC Bank Ltd.	FDR BASIC BANK 0318- 01-0014566	Gratuity Fund	42,816,327	-
7	BASIC Bank Ltd.	FDR BASIC BANK 0318-01-0014795	Gratuity Fund	27,868,650	-
8	BASIC Bank Ltd.	FDR BASIC BANK 0318-01-0014802	Gratuity Fund	16,016,250	-

Northern Electricity Supply Company PLC

(An Enterprise of Bangladesh Power Development Board)

Schedule of FDR

For the year Ended June 30, 2022

Annexure-F

SL. No.	BANK	FDR NO	RAO/Office	Amount as on 30-06-2021	Amount as on 30-06-2022
9	BASIC Bank Ltd.	FDR BASIC BANK 0318-01-0014272	Rajshahi	3,152,512	
10	BASIC Bank Ltd.	FDR BASIC BANK 0318-01-0014823	Gratuity Fund	207,350	
	Total			235,222,278	

SL. No.	BANK	FDR NO	RAO/Office	Amount as on 30-06-2021	Amount as on 30-06-2022
1	Bangladesh Development Bank Ltd.	FDR BDBL 0008916	Gratuity Fund	241,117,520	
	Total			241,117,520	

SL. No.	BANK	FDR NO	RAO/Office	Amount as on 30-06-2021	Amount as on 30-06-2022
1	Rupali Bank Ltd.	FDR 35170350049118	GF	411,368	
	Total			411,368	

SL. No.	BANK	FDR NO	RAO/Office	Amount as on 30-06-2021	Amount as on 30-06-2022
1	First Security Islami Bank Ltd.	FDR FSIB-013624600002411	Gratuity Fund	23,936,142	
2	First Security Islami Bank Ltd.	FDR FSIB-013624600002412	Gratuity Fund	59,203,256	
	Total			83,139,398	

Northern Electricity Supply Company PLC

(An Enterprise of Bangladesh Power Development Board)

Schedule of FDR

For the year Ended June 30, 2022

Annexure-F

SL. No.	BANK	FDR NO	RAO/Office	Amount as on 30-06-2021	Amount as on 30-06-2022
1	Janata Bank Ltd.	FDR 0100220609451	DGM(Accounts)	33,942,795	
	Total			33,942,795	

SL. No.	BANK	FDR NO	RAO/Office	Amount as on 30-06-2021	Amount as on 30-06-2022
1	Trust Bank Ltd.	FDR Trust Bank 313261	Gratuity Fund	48,412,500	
2	Trust Bank Ltd.	FDR Trust Bank 313262	Gratuity Fund	9,448,900	
	Total			57,861,400	
	Sub-Total			651,694,759	
	Total			2,871,589,278	1,782,343,603



Event's Photographs



Announcement of 100% electrification across the country on 21 March 2022 by Hon'ble Prime Minister Sheikh Hasina at Payra in Patuakhali.



Hon'ble Prime Minister Sheikh Hasina handing over "The Independence Award-2022" to Power Division for its outstanding performance in ensuring 100% electricity coverage across the country in Mujib Borsho. Mr. Nasrul Hamid MP, State Minister, Ministry of Power, Energy and Mineral Resources (MPEMR) is receiving the award on behalf of Power Division.



Hon'ble Prime Minister Sheikh Hasina is recognizing "The Independence Award-2022" awarded to Power Division as the Minister of MPEMR.



Mr. A.H.M. Khairuzzaman (Liton), Hon'ble Mayor of Rajshahi City Corporation is inaugurating 33/11KV, 2x10/13.33MVA City Hat Bypass GIS sub-station in Rajshahi on 2 April 2022.



Mr. Nasrul Hamid MP, Hon'ble State Minister, MPEMR inaugurating "NESCO Data Center" in Rajshahi on 11 June 2022 in presence of Secretary, Power Division; Chairman, NESCO; Divisional Commissioner, Rajshahi and Board Members, NESCO.



Mr. Md. Habibur Rahman, respectable Secretary, Power Division is addressing high officials of Rajshahi Division and NESCO as chief guest at a workshop on "NESCO Entering into Digital Era" at Bidyut Bhaban, Rajshahi on 11 June 2022.



Mr. Md. Mohsin Chowdhury, Chairman of NESCO PLC is receiving flower bouquet from the officials of Power Division and NESCO PLC.



A special prayer after unveiling of the plaque of “NESCO Data Center” by Mr. Md. Habibur Rahman, Secretary, Power Division. Mr. Md. Mohsin Chowdhury, Chairman, NESCO PLC and Managing Director, NESCO PLC were present.



Mr. Md. Habibur Rahman, Secretary, Power Division is visiting Customer Care Center of NESCO PLC , Bidyut Bhaban, Rajshahi and instructing the service providers to deliver satisfactory customer service on 11 June 2022.



Inauguration of NESCO ICT Building in Rajshahi on 11 June 2022 by Mr. Md. Habibur Rahman, Secretary, Power Division in presence of Mr. Md. Mohsin Chowdhury, Chairman, NESCO PLC; Mr. GSM Jafarullah, NDC, Divisional Commissioner; Mr. Abdul Jalil, DC, Rajshahi and other high officials of the Power Division.



Mr. Md. Habibur Rahman, Secretary, Power Division, Mr. Md. Mohsin Chowdhury, Chairman, NESCO PLC, Mr. GSM Jafarullah, NDC, Divisional Commissioner, Mr. Abdul Jalil, DC, Rajshahi and high officials of the Power Division are visiting NESCO Customer Care Center, Bidyut Bhaban, Rajshahi.



Mr. GSM Jafarullah, NDC, Divisional Commissioner, Rajshahi is receiving Mr. Md. Habibur Rahman, Secretary, Power Division



Tree plantation by Mr. Md. Habibur Rahman, Secretary, Power Division at NESCO premises in Rajshahi on 11 June 2022.



A workshop on "NESCO Entering into Digital Era" at Bidyut Bhaban, Rajshahi on 11 June 2022.



Tree plantation by Mr. Md. Mohsin Chowdhury, Chairman of NESCO PLC at NESCO premises in Rajshahi.



Inauguration ceremony of Sales and Distribution Division, Kashiadanga by Mr. Zakiul Islam, Managing Director of NESCO PLC On 29th May 2022.



Nationwide celebration of 100% electrification at Rajshahi on 21 March 2022.



A virtual public hearing with customers of all levels held on 8 March 2022 by Mr. ATM Mostafa Kamal, Additional Secretary, Power Division.



Nationwide celebration of 100% electrification at Rangpur on 21 March 2022.



Customer Care Center at Rangpur is attending customers.



Floral wreaths at the mural of Bangabandhu on 15 August 2021, the National Mourning Day, at Rangpur by NESCO officials.



NESCO One Stop Service Center at Rajshahi is attending customers.



Tribute to the memory of Father of the Nation Bangabandhu Sheikh Mujibur Rahman on his 102nd birth anniversary by NESCO officials at Bangabandhu Chattar, Rajshahi.



Celebration of Victory Day-2022 by NESCO PLC.



On the occasion of the 102nd birth anniversary of Father of the Nation Bangabandhu Sheikh Mujibur Rahman and National Children's Day-2022, a discussion meeting and cultural program was organized at NESCO Ltd. Primary School, Katakhal, Rajshahi on 17 March 2022.



Tribute by NESCO officials at Rajshahi on the occasion of Independence Day -2022.



On the occasion of Independence and National Day-2022, Sirajganj Power Development Board Secondary School is organizing the annual sports competition and cultural program.



Electricity connection provided by NESCO to The Ashrayan Project under Sales and Distribution Division, Kashiadanga, NESCO PLC.



NESCO consumers expressing their satisfaction with the installation of rooftop solar system.



Installation of Smart Meter in Rangpur under "Smart Meter Installation Project in NESCO Area of Rajshahi and Rangpur Division".



Electricity distribution to irrigation customer in Hatibandha upazilla under Sales & Distribution, NESCO PIC, Hatibandha, Lalmonirhat.

List of Abbreviations

ADP	Annual Development Programme
AGM	Annual General Meeting
APA	Annual Performance Agreement
BERC	Bangladesh Energy Regulatory Commission
BPDB	Bangladesh Power Development Board
BREB	Bangladesh Rural Electrification Board
DAS	Distribution Automation System
DMS	Distribution Management System
DPP	Development Project Proposal/Proforma
EGM	Extraordinary General Meeting
e-GP	Electronic Government Procurement
EPS	Earnings Per Share
ERP	Enterprise Resource Planning
ESU	Electricity Supply Unit
GIS	Geographical Information System
ICT	Information and Communication Technology
JVA	Joint Venture Agreement
MDG	Millennium Development Goals
MIS	Management Information System
MKWh	Million Kilo Watt hour
MOD	Monthly Operational Data
MPEMR	Ministry of Power, Energy and Mineral Resources
MoU	Memorandum of Understanding
MW	Megawatt
NLDC	National Load Dispatch Center
NOA	Notification of Award
O&M	Operation and Maintenance
OSS	One Stop Service
PA	Project Aid
PSMP	Power System Master Plan
RADP	Revised Annual Development Program
RE	Renewable Energy
RJSC	Registrar of Joint Stock Companies and Firms
RoA	Return on Assets
RoE	Return on Equity
S&D	Sales and Distribution
SAIDI	System Average Interruption Duration Index
SAIFI	System Average Interruption Frequency Index
SAS	Substation Automation System
SCADA	Supervisory Control and Data Acquisition
SDG	Sustainable Development Goals
SLA	Subsidiary Load Agreement
WPPF	Workers Profit Participation Fund