



গৌরবোজ্জ্বল বিজয়ের সুবর্ণজয়ন্তীতে  
জাতির পিতা বঙ্গবন্ধু শেখ মুজিবুর রহমান  
এবং


মহান মুক্তিযুদ্ধে আত্মোৎসর্গকারী  
সকল শহীদ ও বীর মুক্তিযোদ্ধাদের প্রতি  
**বিনয়ানত শ্রদ্ধাঞ্জলি**

**NESCO**

আয়োজিত  
**প্রবন্ধ**

গ্রামে গ্রামে বিদ্যুৎ সরবরাহ করিতে হইবে।  
ইহার ফলে গ্রাম বাংলার সর্বাঙ্গান্ত্রে উন্নতি হইবে।

— জাতির পিতা বঙ্গবন্ধু শেখ মুজিবুর রহমান



কেউ অন্ধকার থাকবে না  
সব ঘরেই আলো জ্বলবে

— প্রধানমন্ত্রী শেখ হাসিনা



# Contents

Page

**08**

Notice of the 16<sup>th</sup> Annual General Meeting

Page

**10**

Chairman's Message

Page

**12**

From the Desk of Managing Director



Page

**16**

Board of Directors

Page

**19**

Directors' Profile

Page

**32**

Committees of the Board

Page

**37**

Profile of the Company



# Contents

**NESCO**

**ANNUAL REPORT 2020-21**

Page

**40**

Senior Management

Page

**42**

Area of Operations

Page

**45**

Directors' Report

Page

**84**

APA Targets vs Achievements  
2020-21



Page

**87**

Audit Report 2020-21

Page

**181**

Event's Photographs

Page

**205**

List of Abbreviations

# Notice of Annual General Meeting 2021



নর্দীন ইলেকট্রিসিটি সাপ্লাই কোম্পানি লি:  
Northern Electricity Supply Company Ltd.  
(An Enterprise of Bangladesh Power Development Board)  
কোম্পানি সচিবালয়



Ref. No. 27.29.0000.082.06.012.21-229

Date: 25<sup>th</sup> November 2021.

## Notice of the 16<sup>th</sup> Annual General Meeting.

Notice is hereby given that the 16<sup>th</sup> Annual General Meeting of Northern Electricity Supply Company Ltd. will be held on Sunday, 26<sup>th</sup> December 2021 at 5.00 p.m. at Mukti Hall, Bidyut Bhaban (14th Floor), 1, Abdul Gani Road, Dhaka-1000 to transact the following business:

### Agenda:

1. To receive, consider and adopt the Directors' Report and the Audited Financial Statements of the Company for the year ended 30<sup>th</sup> June 2021 and Auditors' Report thereon.
2. To declare dividend for the year ended 30<sup>th</sup> June 2021 as recommended by Board of Directors.
3. To elect/reelect Directors in accordance with the provisions of Articles of Association of the Company.
4. To appoint Statutory Auditors for the year 2021-22 and to fix their remuneration.
5. To transact any other business with the permission of the Chairman.

By order of the Board

25/11/2021

Sayed Golam Ahammad FCMA  
Executive Director -Finance  
Cell 01709996742  
gahammad1@gmail.com

**Note:** A shareholder entitled to attend/join and vote at the Annual General Meeting may appoint a Proxy to attend/join instead of him. The Proxy Form, duly completed and stamped, must be deposited at the company's registered office not later than 48 hours before the meeting.



নর্দীন ইলেকট্রিসিটি সাপ্লাই কোম্পানি লি:  
Northern Electricity Supply Company Ltd.  
(An Enterprise of Bangladesh Power Development Board)  
কোম্পানি সচিবালয়



Ref. No. 27.29.0000.082.06.003.21-247

Date: 21-12-2021

## Corrigendum

Due to unavoidable circumstances the 16<sup>th</sup> Annual General Meeting of Northern Electricity Supply Company Ltd. will be held on Wednesday, 29<sup>th</sup> December 2021 instead of 26<sup>th</sup> December 2021, at 5:00 p.m. at Bijoy Hall, Bidyut Bhaban, 1, Abdul Gani Road, Dhaka-1000.

By order of the Board

21/12/2021

Sayed Golam Ahammad FCMA  
Executive Director -Finance

# Chairman's Message



# Chairman's Message

## Bismillahir Rahmanir Rahim

Hon'ble Shareholders, Respected Directors of the Board, Management Team, Employees of NESCO.

### Assalamualaikum

Annual report of a company presents the managerial, monetary and technical position along with current and future development aspects. I am glad to know that Northern Electricity Supply Company Ltd. is going to publish annual report for the financial year of 2020-21 on the occasion of 16<sup>th</sup> Annual General Meeting.

In recent years, power sector achieved great success under the dynamic leadership and generous patronization of Hon'ble Prime Minister. On the historical occasion of the birth centenary of the great architect of independence, the greatest Bengali of all time, Father of the Nation, Bangabandhu Sheikh Mujibur Rahman, Power Division has declared Mujib Year as 'Service Year' and has been implementing the programme titled "শেখ হাসিনার উদ্যোগ, ঘরে ঘরে বিদ্যুৎ" by providing electricity to all. NESCO is committed to uphold the moral values incorporated in this policy slogan. NESCO has already achieved 100 percent electrification in grid and off grid areas.

NESCO Ltd, one of the distribution companies of Power Division has a mission to provide quality power supply at an affordable price to the people of northern area of Bangladesh. As an initiative to modernization, it has been introducing Automated SAIDI (System Average Interruption Duration Index) and SAIFI (System Average Interruption Frequency Index) to improve consumer service and to strengthen standardize distribution system. NESCO also adopted Asset Performance Management System to upgrade its quality of services (QoS).

Throughout the world, when almost all the service sectors have been seriously affected by Covid-19 pandemic, NESCO was firm to execute its responsibility. I express my gratitude to the frontliners, especially to those who sacrificed the most, for their tireless efforts in this unprecedented situation.

I express my sincere gratitude to the Government of the People's Republic of Bangladesh for providing

all kinds of assistance and guidance to NESCO, specially Hon'ble Adviser to the Prime Minister, Power, Energy, and Mineral Resources Affairs, Dr. Tawfiq-e-Elahi Chowdhury, Bir Bikram, Hon'ble State Minister, Ministry of Power, Energy, and Mineral Resources, Mr. Nasrul Hamid, M.P, Respected Secretary, Power Division, Mr. Md. Habibur Rahman, Bangladesh Power Development Board (BPDB), Board of Directors and Management of NESCO.

NESCO is working in a very important geographical location of Bangladesh. The overall economic activities of this zone is comparatively lower than that of other parts of the country. People of this area are trying hard to improve their livelihood. Uninterrupted and affordable electricity will play a vital role in the socio-economic progress of this area. Considering this circumstances, the importance of NESCO in overall development of Bangladesh is crucial. But it is also fact that less economic activity is co-related with less electricity consumption, which ultimately hits the profitability of the company. Therefore, more financial support is needed to uphold the development initiatives of NESCO. At the same time, NESCO has to improve its performance to attract the highest attention of the policy makers.

I convey my sincere thanks and gratitude to everyone involved in this publication.

**Md. Mohsin Chowdhury**  
Additional Secretary  
Power Division  
&  
Chairman, NESCO Ltd.

# From the desk of Managing Director



# From the desk of Managing Director

## **Bismillahir Rahmanir Rahim**

Hon'ble Shareholders, Respected Directors of the Board and Dear Colleagues of NESCO.

## **Assalamualaikum**

It has been a great honor and privilege to present NESCO to the Hon'ble shareholders at its 16<sup>th</sup> AGM, during the birth centenary of The Father of the Nation Bangabandhu Sheikh Mujibur Rahman and "Golden Jubilee" of Independence of Bangladesh.

In the beginning, we would like to express our deep gratitude to The Father of the Nation Bangabandhu Sheikh Mujibur Rahman for extending his vision, Hon'ble Prime Minister Sheikh Hasina for sharing the dream of Digital Bangladesh, Hon'ble Adviser Dr. Tawfiq-e-Elahi Chowdhury, Bir Bikram for his guidance, Hon'ble State Minister Mr. Nasrul Hamid MP for his direction & leadership, Respected Secretary Mr. Md. Habibur Rahman of power division for facilitating in strategic policy formulation. We would also like to remain grateful to the Chairman of NESCO and the Board of Directors for their supervision, coordination & support extension and finally would like to thank our fellow colleagues for their active participation in materializing the dream of bringing NESCO into the position as it is now.

To uphold the vision of Hon'ble Prime Minister Sheikh Hasina and to ensure a reliable and quality power distribution system, we are in the process of implementing GIS, SCADA, DAS & SAS to facilitate Smart Fault Locator,

Outage Management System, Load Balancing System and Automated SAIDI & SAIFI, thus transforming NESCO into a smart and sustainable electricity distribution company.

We have already implemented AMI, Smart Pre-Payment Metering System, Online Payment System, ensuring transparent and paperless billing system and real-time financial reconciliation. We are also focusing on renewable energy through Solar Irrigation System, Net Metering System and Electrical Vehicle charging systems to our customers and have already installed Solar Home System for our off grid customers.

Finally, once again we would like to express our respectful regards to the Hon'ble Prime Minister, Hon'ble Adviser, Hon'ble State Minister, Respected Secretary of Power Division, Chairman and Members of BPDB, Chairman NESCO, Board of Directors, Shareholders and Members of NESCO family for their relentless support in this journey of transformation.

**Zakiul Islam**  
Managing Director  
NESCO Ltd.



নর্দীন ইন্ডাস্ট্রিগিটি সপ্লাই কোম্পানী লিমিটেড  
প্রধান কার্যালয়, ফেডারেল বি. রোড, বাজারঘাট

**NESCO**



# Board of Directors

## Board of Directors



**MD. MOHSIN CHOWDHURY**  
Chairman  
NESCO Ltd.



**H. M. NURUL ISLAM**  
Director  
NESCO Ltd.



**MUKTADIR AZIZ**  
Director  
NESCO Ltd.



**DR. MD. ABDUL ALIM**  
Director  
NESCO Ltd.



**NAZMA MOBAREK**  
Director  
NESCO Ltd.



**MD. KHAIRUL KABIR MENON**  
Director  
NESCO Ltd.



**MD. ABUL KASHEM**  
Director  
NESCO Ltd.



**ANKUR JIT SHAHA**  
Director  
NESCO Ltd.



**MD. SAYED KUTUB**  
Director  
NESCO Ltd.



**MD MAHBUBUR RAHMAN**  
Director  
NESCO Ltd.



**MOHAMMAD MOZAMMEL HAQUE**  
Director  
NESCO Ltd.



**ZAKIUL ISLAM**  
Managing Director  
NESCO Ltd.

From the Board

About NESCO

Directors' Report

Audit Report

Event's Photographs



# Directors' Profile



### Chairman

Northern Electricity Supply Company Ltd.

### Date of appointment to Board

17 February 2021

### Academic Background

- Post Graduate Diploma in Governance Studies
- Diploma in Banking
- M.Com, Chattogram University
- B.Com (Honors), Chattogram University

## MD. MOHSIN CHOWDHURY

**Mr. Md. Mohsin Chowdhury**, Additional Secretary to the Government of the People's Republic of Bangladesh, was born on 6 July 1964 in Kadalpur village of Raozan Upazila in Chattogram district. He is a member of the reputed Fateh Ali Chowdhury family of Chattogram. Mr. Mohsin Chowdhury is the son of Nurul Alam Chowdhury and Khaleda Begum. He is the fourth amongst three brothers and two sisters. His wife Begum Kamrunnesa is a housewife. The elder son, Chowdhury Mohammad Sayedul Abrar, is studying in the final year of graduation in International Relations at Bangladesh University of Professionals (BUP) and the younger son, Chowdhury Mohammad Yasir Affan, is a student of class Nine in Government Laboratory High School and College, Dhaka

Mr. Md. Mohsin Chowdhury joined Bangladesh Civil Service (Administration) in 1993. He belongs to 11 batch of BCS Administration Cadre. In his professional career spectrum he served in both field administration and policy making tiers. His carrier is glorified with versatile professional activities and portfolios.

In the field administration, he performed with great reputation as Assistant Commissioner, AC (Land), Nezarat Deputy Commissioner (NDC), Revenue Deputy Collector (RDC), Upazila Nirbahi Officer (UNO) and Additional Deputy Commissioner (ADC). He worked as 1<sup>st</sup> class Magistrate

and Magistrate of Speedy Trial Court. In 1994. He was also posted in Rohingya Refugee Camp.

He is currently serving as Additional Secretary (Development), Power Division, Ministry of Power, Energy and Mineral Resources. Prior to that posting he served in Cabinet Division, Local Government Division, Ministry of Expatriate Welfare and Overseas Employment, Public Security Division and Ministry of Home Affairs.

Before joining Bangladesh Civil Service, he worked in Sonali Bank and in the Department of Family Planning as well.

At present, he is the Chairman of Northern Electricity Supply Company Limited (NESCO). In addition to that he is also holding the position of a Director of North West Power Generation Company Ltd (NWPGL).

In addition to his working life, he is involved in social works and social organizations.

He prioritizes good governance, honesty, efficiency and effectiveness. He loves to work in people-oriented development activities that influences the socio-economic development of the society. He believes that a good team of employees with firm commitment can improve the capacity and confidence of the company as a whole.



### Director

Northern Electricity Supply Company Ltd.

### Date of appointment to Board

04 September 2018

### Academic Background

- Master's in Public Economics Management and Finance from University of Birmingham, U.K in 2006
- M.S.S in Sociology from University of Dhaka
- B.S.S in Sociology from University of Dhaka

## NAZMA MOBAREK

**Ms. Nazma Mobarek** is currently working as Additional Secretary of Finance Division, Ministry of Finance. Ms. Nazma joined Bangladesh Civil Service on 25 April 1994.

Ms. Nazma Mobarek worked at different Ministries as Senior Assistant Secretary, Deputy Secretary and Joint Secretary. She also worked in field administration with various capacities.

Ms. Nazma Mobarek has received professional trainings on Financial Programming and Policies, Financial Soundness Indicators and Macro-Economic Management and Fiscal Policy from International Monetary Fund (IMF) and Financial Management Training from Asian Development Bank (ADB). She has also received various local trainings in the areas of Law & Administration, Fiscal Economics & Economic Management and Financial Management.



### Director

Northern Electricity Supply Company Ltd.

### Date of appointment to Board

10 July 2019

### Academic Background

- Post Graduate Diploma in Leadership Management, from the University of Utara, Malaysia, under BCSAA Capacity Building Program Scholarship.
- MBA in Human Resource Management from West Bengal University of Technology, India, Under Colombo Plan Scholarship.
- M.Sc. (thesis) in Soil Science, from the University of Dhaka (First Class 4<sup>th</sup> position).
- B.Sc. (Hon's.) in Soil Science, from the University of Dhaka (First Class, BCS 17<sup>th</sup> Batch (Admin). He also received Dean's Award from the Faculty of Biological Science, University of Dhaka, for outstanding Academic Performance and Regularity.

## MD. KHAIRUL KABIR MENON

**Mr. Md. Khairul Kabir Menon** has joined in the Civil Service on 22 February 1998 and is a member of 17<sup>th</sup> BCS Administration Cadre. Currently, he is working as Joint Secretary, Health Services Division, Ministry of Health and Family Welfare. He worked as Joint Secretary, Power Division, MoPEMR; He also worked as Deputy Secretary in the Ministry of Home Affairs & Ministry of Industries and as Senior Assistant Secretary in the Ministry of Establishment. He also worked in the field administration in different positions i.e. Assistant Commissioner, Assistant Commissioner (Land), Senior Assistant Commissioner, Upazila Nirbahi Officer, Secretary Zila Parishad. While working as AC (Land) he received best AC (Land) award from Divisional Commissioner Rajshahi for his hard labour and outstanding performance in land revenue collection & public service delivery. Mr. Menon took part in ACAD in India, Professional Development Program

at Macquarie University, Australia, Personnel Management Course at Maastricht School of Management in the Netherlands and Human Resource Development Course at Asian Institute of Technology (AIT), Thailand. Four articles of Mr. Menon on Environmental Pollution were published in different journals. Many articles of Mr. Menon on different important contemporary issues were also published in different magazines and souvenirs. As an academician he conducts sessions in different training institutions on HRM, Governance, Office Management and other Management issues.



### Director

Northern Electricity Supply Company Ltd.

### Date of appointment to Board

03 July 2021

### Academic Background

- M.Com in Accounting from University of Dhaka in 1993
- B.Com (Hons) in Accounting from University of Dhaka in 1992

## MD. SAYED KUTUB

**Mr. Md. Sayed Kutub**, Member (Administration), Bangladesh Power Development Board has been appointed as a Director of Northern Electricity Supply Company Ltd. in 03 July 2021. He is also a member of the Audit Committee of NESCO Board.

Mr. Kutub completed his graduation and post-graduation in Accounting from Dhaka University. After completing post-graduation, he joined the Bangladesh Civil Service (Administration) Cadre in 1999. Being a career bureaucrat for more than 22 years, he worked in different level of field administration such as Assistant Commissioner, Senior Assistant Commissioner, Upozila Nirbahi Officer and Additional Deputy Commissioner. He worked as Deputy Secretary of Financial Institution Division under Ministry of Finance from 2015 to 2020. Before joining in Bangladesh Power Development Board (BPDB), he worked as Director (Training) in Bangladesh Rural Development Board

(BRDB). He gathered financial and administrative experience from different fields during his bright career. He attended many training, conferences, seminars, workshops in many international forums. He explored in different countries like China, India, Philippines, Indonesia, Cambodia and Australia etc. for training and business purpose.

In addition to NESCO, he sits on the Board of Directors Coal Power Generation Company Bangladesh Ltd. (CPGCBL).

He is married and blessed with two daughters.



### Director

Northern Electricity Supply Company Ltd.

### Date of appointment to Board

02 December 2020

### Academic Background

- MBA in Finance from Bangladesh
- M.Sc. in Hydro-Power development from Norway
- B.Sc. in Civil Engineering from BUET in 1986

## MD MAHBUBUR RAHMAN

As a fresh graduate from BUET, **Mr. Rahman** was recruited as an Assistant Engineer in Bangladesh Power Development Board (BPDB) in 1986. Thus, he started his professional career as an Assistant Engineer in Shiddhirganj Power Station owned by BPDB. With his diverse project management knowledge, he served in various important roles in BPDB Mega Generation Projects. He gathered technical, financial, contractual and administrative experience of more than 30 years in different Power Station Construction Project during his bright career. As a Member, Company Affairs, his responsibility includes Procurement, Implementation and Contract Administration of all private sector Independent Power Producers (IPP) Power Plants, Import of Power and joint Venture Power Projects with different countries.

He is also delegated with cross-border power trading activities of Bangladesh with the neighboring countries including sub-regional/ regional power trading and negotiating issues. He

is a member of Joint Working Group (JWG) for Indo-Bangladesh and Bangladesh-Nepal Power Sector Co-operation. He took part in various training at home and abroad. He has completed various international courses on Project Management, Contract Administration and Coal Procurement from different international renowned University i.e. Anne's College, Oxford University, UK, Kachi University, Japan and Melbourne Institute of Technology (MIT), Australia. He attended many conferences, seminars, workshops as a key note speaker in many international forums for bi-lateral, sub-regional and regional power trading and power system development activities.

He explored in different countries like USA, India, China, United Kingdom, Singapore, Russia, Norway Thailand, Malaysia, Japan, New Zealand etc. for training and business purpose. As an ingenious person, he has also imparted training to engineers and other officials to enrich their knowledge.



### Director

Northern Electricity Supply Company Ltd.

### Date of appointment to Board

30 December 2019

### Academic Background

- M.Sc. (Physics) Jahangirnagar University
- B.Sc. (Hons) From Jahangirnagar University

## MOHAMMAD MOZAMMEL HAQUE

**Mr. Mohammad Mozammel Haque** is a Deputy Secretary of Power Division, Ministry of Power, Energy and Mineral Resources.

He is an officer of BCS (Administration) Cadre. He started his career as an Assistant Commissioner and Magistrate in Gaibandha District in 2003. He worked as an Assistant Commissioner and Magistrate in Deputy Commissioner's office of Dinajpur District. He served as Assistant Commissioner Land (AC Land) of Ishwardi, Pabna. He served as Upazila Nirbahi Officer (UNO) of Purbadhala, Netrokona and Jhenaigati, Sherpur. He also served as Additional Deputy Commissioner (ADC) in Gopalganj District.

He has obtained various Local and Foreign Training form different renowned Institute like Bangladesh Public Administration Training Center (BPATC), Bangladesh Civil Service Administration Academy and National Centre for Good Governance (NCGG), India and so on.



### Director

Northern Electricity Supply Company Ltd.

### Date of appointment to Board

11 February 2021

### Academic Background

- MA in Islamic History & Culture from University of Dhaka
- BA (Hons) in Islamic History & Culture from University of Dhaka

## H. M. NURUL ISLAM

**Mr. H. M. Nurul Islam** was born on 01 October 1974 in Barishal District. He is an officer of BCS (administration) Cadre. He started his career as an Assistant Commissioner and Magistrate in Tangail District in the year of 2003. He worked as an Assistant Commissioner (Land) in Tangail and Goshairhat, Shariatpur and worked in the field administration in different positions. Then served as Upazila Nirbahi Officer (UNO) in Sujanagar Upazila, Pabna, Shajahanpur Upazila, Bogura and Belkuchi Upazila, Sirajgonj. He was Private Secretary to the Secretary of M/O Land and also Private Secretary to Cabinet Secretary as well.

Mr. H.M. Nurul Islam took part in various foreign training along with local training (mandatory) and namely Strategic Planning & Decision Making from Canada, Good Governance In Public Administration from China, Good Governance & Public Policy from Malaysia and Project Management From

U.K. He also visited many countries like Australia, South Korea, France, Russia, Germany, U.S.A etc. At present, he is working as Deputy Secretary of Power Division, Ministry of Power, Energy & Mineral Resources.



### Director

Northern Electricity Supply Company Ltd.

### Date of appointment to Board

23 February 2020

### Academic Background

- Diploma in Business from Queensland International Business Academy, Australia in 2010
- Master's in Public Administration from the University of Dhaka

## MUKTADIR AZIZ

**Mr. Muktadir Aziz** is a Deputy Secretary to the Government of the People's Republic of Bangladesh and is currently working as Private Secretary to Dr. Tawfiq-e-Elahi Chowdhury BB, Hon'ble Adviser (Minister) to the Hon'ble Prime Minister for Power, Energy and Mineral Resources Affairs.

Muktadir started his career as a member of the Bangladesh Civil Service in 2005. After receiving training at the Bangladesh Public Administration Training Center (BPATC), he worked as an Assistant Commissioner and Magistrate at Kushtia Collectorate till January, 2009. Then he served as an Assistant Director at BIAM Foundation under the Ministry of Public Administration.

Muktadir served as a Senior Assistant Secretary to the government (Ministry of Public Administration), and was later posted as Deputy Director, BMET under the Ministry of Expatriates' Welfare and

Overseas Employment. Then he worked at the Cabinet Division from 2012-2015 in the same capacity. There he helped to conduct CCEA and CCGP meetings as a desk officer. Later he served as the Upazila Nirbahi Officer (UNO) of Madhupur, Tangail.

Muktadir has participated in various local and foreign trainings from different renowned institutions like Bangladesh Public Administration Training Center (BPATC), Administration Academy, Bangladesh Military Academy, Administrative Staff College of India in Hyderabad, Lal Bahadur Shastri National Academy of Administration (LBSNAA) at Mussoorie, Uttarakhand, India, Qingdao Municipal Intellectual Property Service Center in China, JICA counterpart training for Power & Energy Sector in Tokyo, INSTEP, Petronas in Malaysia and Institute of Energy (IE) at Dhaka University.



**Director**

Northern Electricity Supply Company Ltd.

**Date of appointment to Board**  
07 May 2017

**Academic Background**

- Ph.D. degree from Okayama University Japan
- M. Engineering Degree from Saitama University, Japan
- B.Sc. in Civil Engineering from RUET, Bangladesh

**DR. MD. ABDUL ALIM**

**Prof. Dr. Md. Abdul Alim** was born in a respectable Muslim family of Natore District in 1972. He is a former Dean of Civil Engineering Faculty of Rajshahi University of Engineering & Technology (RUET).

Dr. Alim joined as Lecturer at RUET in 1998. At present, he has been serving as Professor (Grade-1) in Civil Engineering Department of RUET. During this period, Dr. Alim hold many administrative posts of RUET like Head of Department of Civil Engineering, Head of Department of Building Engineering and Construction Management, Director of Planning & Development, Controller of Examinations, Syndicate Members, and Member of Different Recruiting Committees etc. He has taken part to National and International Conference at home and abroad and published around 40 papers and articles. He has obtained various Local and Foreign Training from different renowned Institutions.



**Director**

Northern Electricity Supply Company Ltd.

**Date of appointment to Board**  
07 May 2017

**Academic Background**

- BA from Carmichael College, Rangpur

**MD. ABUL KASHEM**

**Mr. Md. Abul Kashem** was born in a respectable Muslim family of Rangpur District in 1960. He is serving as the Vice President of Bangladesh Awami League in Rangpur City and also the running President of Bangladesh Fertilizer Association, Rangpur.

He is the former President of Rangpur Chamber of Commerce and Industries. He was the President & Deputy Governor of Rotary Club Rangpur & Treasurer of Rangpur Diabetic Samity. Mr. Md. Abul Kashem served as Treasurer, Bangladesh Awami League, Rangpur. He visited many countries for professional purposes.



### Director

Northern Electricity Supply Company Ltd.

### Date of appointment to Board

07 October 2020

### Academic Background

- M.A from Department of History, University of Dhaka in 1988
- B.A from Rajshahi University in 1986

## ANKUR JIT SHAHA

Mr. Ankur Jit Shaha is one of the directors of the Northern Electricity Supply Company Ltd. (NESCO). He was born in a renowned Hindu family in Sirajgonj district.

He had actively taken part in student politics in his school life. Being a successful political figure at present, now he is serving as the Deputy Assistant Secretary of Awami League central sub-committee and also an active member of Bangladesh Awami League, Sirajgonj district branch.

He also holds the position of Communication Secretary in the Jogonnath hall alumni association and is also involved with the alumni association of the Department of History, University of Dhaka. He is the vice president of Bongobondhu Somaj Kollan Parishad central committee and He is one of the trustees of the Hindu Religious Welfare Trust of the Ministry of Religious Affairs, Government of

Bangladesh. Apart from this, he is designated as CEO-2 at the Kumudini Welfare Trust of Bengal Ltd. Besides his political career, he is also a successful businessman.



### Managing Director

Northern Electricity Supply Company Ltd.

### Date of appointment to Board

30 July 2015

### Academic Background

- Post Graduate Diploma from INSEAD, Business School of World Fontainebleau, France & Singapore
- MBA from Royal Roads University, Victoria, BC, Canada
- B.Sc. in EEE from BUET

## ZAKIUL ISLAM

Mr. Zakiul Islam has been made responsible for the role of Managing Director for Northern Electricity Supply Company Ltd., an Enterprise of BPDB, under Power Division since 30 July, 2015.

Prior to joining NESCO, he served in NV Phillips, the Netherlands in Bangladesh, as Head of Industrial and Electronics Division. He was an Executive Director at Apex Tannery Group Limited. He performed as Project Manager for Scientific Atlanta, USA project in Saudi Arabia, implementing Satellite & Telecommunication. With the capacity of Senior Management position, Mr. Zakiul Islam was also responsible for Government Relations, Regulatory Affairs & Legal dept. in Banglalink Digital Communication Limited.

Mr. Islam was the founding President of the Association of Mobile Telecom Operators of Bangladesh (AMTOB) and a lifetime fellow of

IEB. He was governing committee member for e-learning, MFS, Bank for Unbanked etc. for GSMA, APT, SATRC and ITU. He has attended many seminars, workshops, and training programs on AMI, Smart Metering, GIS, DAS, SAS, Load balancing, and Outrage management systems in Asia, Europe, and North America. Mr. Islam has 33 years of diversified working experience at home and abroad in various multinational companies & corporate conglomerates.



# Committees of the Board

## ADMINISTRATIVE AFFAIRS COMMITTEE

SL	Name & Designation	Position in Board
01	<b>Md. Mohsin Chowdhury</b> Additional Secretary Power Division	Convener
02	<b>Md. Khairul Kabir Menon</b> Joint Secretary Health Services Division	Member
03	<b>Md. Mahbubur Rahman</b> Member Bangladesh Power Development Board	Member
04	<b>Muktadir Aziz</b> PS to Adviser (Minister) to the Prime Minister for PEMR Affairs	Member
05	<b>Zakiul Islam</b> Managing Director	Member
06	Company Secretary/Deputy Company Secretary	Member Secretary



Administrative Affairs Committee

## PROJECT STEERING COMMITTEE

SL	Name & Designation	Position in Board
01	<b>Md. Mohsin Chowdhury</b> Additional Secretary Power Division	Convener
02	<b>Md. Khairul Kabir Menon</b> Joint Secretary Health Services Division	Member
03	<b>Md. Mahbubur Rahman</b> Member Bangladesh Power Development Board	Member
04	<b>Mohammad Mozammel Haque</b> Deputy Secretary Power Division	Member
05	<b>H. M. Nurul Islam</b> Deputy Secretary Power Division	Member
06	<b>Dr. Md. Abdul Alim</b> Professor, Civil Engineering Department Rajshahi University of Engineering & Technology	Member
07	<b>Zakiul Islam</b> Managing Director	Member
08	Company Secretary/Deputy Company Secretary	Member Secretary



Project Steering Committee

# Committees of the Board

## AUDIT COMMITTEE

SL	Name & Designation	Position in Board
01	<b>Nazma Mobarek</b> Additional Secretary Finance Division	Convener
02	<b>Md. Sayed Kutub</b> Joint Secretary Member, Bangladesh Power Development Board	Member
03	<b>H. M. Nurul Islam</b> Deputy Secretary Power Division	Member
04	<b>Ankur Jit Shaha</b> Executive Member Department of History, DU	Member
05	<b>Zakiul Islam</b> Managing Director	Member
06	Company Secretary/Deputy Company Secretary	Member Secretary



Audit Committee

## PROCUREMENT & TENDER DOCUMENT REVIEW COMMITTEE

SL	Name & Designation	Position in Board
01	<b>Md. Mahbubur Rahman</b> Member Bangladesh Power Development Board	Convener
02	<b>Mohammad Mozammel Haque</b> Deputy Secretary Power Division	Member
03	<b>Dr. Md. Abdul Alim</b> Professor, Civil Engineering Department Rajshahi University of Engineering & Technology	Member
04	<b>Md. Abul Kashem</b> Former Chairman, Rangpur Chamber of Commerce & Industries	Member
05	<b>Zakiul Islam</b> Managing Director	Member
06	Company Secretary/Deputy Company Secretary	Member Secretary



Procurement & Tender Document Review Committee

## EDITORIAL COMMITTEE OF NESCO ANNUAL REPORT 2021

SL	Name & Designation	Position in Board
01	<b>Nazma Mobarek</b> Additional Secretary Finance Division	Convener
02	<b>Md. Khairul Kabir Menon</b> Joint Secretary Health Services Division	Member
03	<b>Md. Sayed Kutub</b> Joint Secretary Member, Bangladesh Power Development Board	Member
04	<b>Md. Mahbubur Rahman</b> Member Bangladesh Power Development Board	Member
05	<b>Muktadir Aziz</b> PS to Adviser (Minister) to the Prime Minister for PEMR Affairs	Member
06	<b>Zakiul Islam</b> Managing Director	Member



Editorial Committee of NESCO Annual Report 2021



## Profile of the Company

- 01 Name**  
Northern Electricity Supply Company Ltd.
- 02 Date of Registration**  
03 August 2005
- 03 Certification of Incorporation Number**  
C-58433/(439)/05
- 04 Commencement of Operation**  
01 October 2016
- 05 VAT Registration Number**  
001293137-1101
- 06 Taxpayer's Identification Number**  
328135896520
- 07 Human Resources**  
2682 Employees
- 08 Trade License Number**  
05-B-0516
- 09 Geographical Area**  
Rajshahi Division and Rangpur Division comprising of 16 districts and 39 upazilla excluding REB area.

# Profile of the Company

<b>10</b>	<b>Number of Distribution Office</b>	55
<b>11</b>	<b>Total Number of Customers</b>	16,89,295
<b>12</b>	<b>Monthly Electricity Import (Average)</b>	351.73 M kWh
<b>13</b>	<b>Monthly Electricity Purchase (Average)</b>	Tk. 178.44 Crore
<b>14</b>	<b>Monthly Electricity Sold (Average)</b>	314.88 M kWh
<b>15</b>	<b>Monthly Electricity Sold (Average)</b>	Tk. 222.21 Crore
<b>16</b>	<b>System Loss</b>	10.48 %
<b>17</b>	<b>Maximum Load Demand</b>	Max. Demand 830 MW (Rajshahi Zone 502 MW & Rangpur Zone 328 MW)
<b>18</b>	<b>Authorized Capital</b>	Tk 250 (Two Hundred Fifty) Crore (2.5 crore shares @ Tk.100 each)
<b>19</b>	<b>Paid-up Capital</b>	Tk. 9,99,900 (9,999 shares @ Tk. 100 each)



<b>20</b>	<b>Fixed Asset</b>	Tk. 2,021.18 Crore
<b>21</b>	<b>Current Asset</b>	Tk. 1,310.95 Crore
<b>22</b>	<b>Total Asset</b>	Tk. 3,332.13 Crore
<b>23</b>	<b>Equity</b>	Tk. 1,258.18 Crore
<b>24</b>	<b>Non-Current Liabilities</b>	Tk. 1,223.70 Crore
<b>25</b>	<b>Current Liabilities</b>	Tk. 850.25 Crore
<b>26</b>	<b>Total Equity and liabilities</b>	Tk. 3,332.13 Crore
<b>27</b>	<b>Net Profit after Tax (FY-2020-21)</b>	Tk. 17.85 Crore
<b>28</b>	<b>Current Ratio (FY 2020-21)</b>	1.54 : 1
<b>29</b>	<b>Quick Ratio (FY 2020-21)</b>	1.34 : 1

From the Board

About NESCO

Directors' Report

Audit Report

Event's Photographs

## Senior Management



**ZAKIUL ISLAM**  
Managing Director



**ENGR. MD. ABDUL AZIZ**  
Executive Director (Technical & Operation)



**SAYED GOLAM AHAMMAD, FCMA**  
Executive Director (Finance)



**SALMA KHATUN**  
Deputy Secretary & Executive Director (HR & Administration)

### ENGR. MD. ABDUL AZIZ

Engr. Md. Abdul Aziz is responsible as the Executive Director (Technical and Operation) of Northern Electricity Supply Company Ltd., an Enterprise of Bangladesh Power Development Board (BPDB) since 02 July, 2020. He acts as a member of the Management Team of the company to assist the Managing Director for overall co-ordination of company's electricity distribution management of Rajshahi and Rangpur Division under NESCO area. He graduated in Mechanical Engineering from Bangladesh University of Engineering and Technology (BUET). He joined as an Assistant Engineer in Bangladesh Power Development Board in 1986 and subsequently promoted as a Sub-Divisional Engineer, Executive Engineer, Superintending Engineer, Additional Chief Engineer and Chief Engineer and served various departments near about 35 years of his service and was responsible for implementation of various distribution projects under BPDB.

### SAYED GOLAM AHAMMAD FCMA

Sayed Golam Ahammad, B. Com (Hons.), M. Com, PGDFIM, LLB, PGT (UK), MBA, FCMA joined the Northern Electricity Supply Company Ltd on 17<sup>th</sup> November 2017 as Executive Director Finance before that he worked for Bangladesh Steel and Engineering Corporation, Bangladesh Small & Cottage Industries Corporation, Department of Social Services – United Nations Development Programme Project, Bangladesh Cricket Board, Dhaka WASA, Rupayan Group, Super Star Group, totaling 28 years.

### SALMA KHATUN

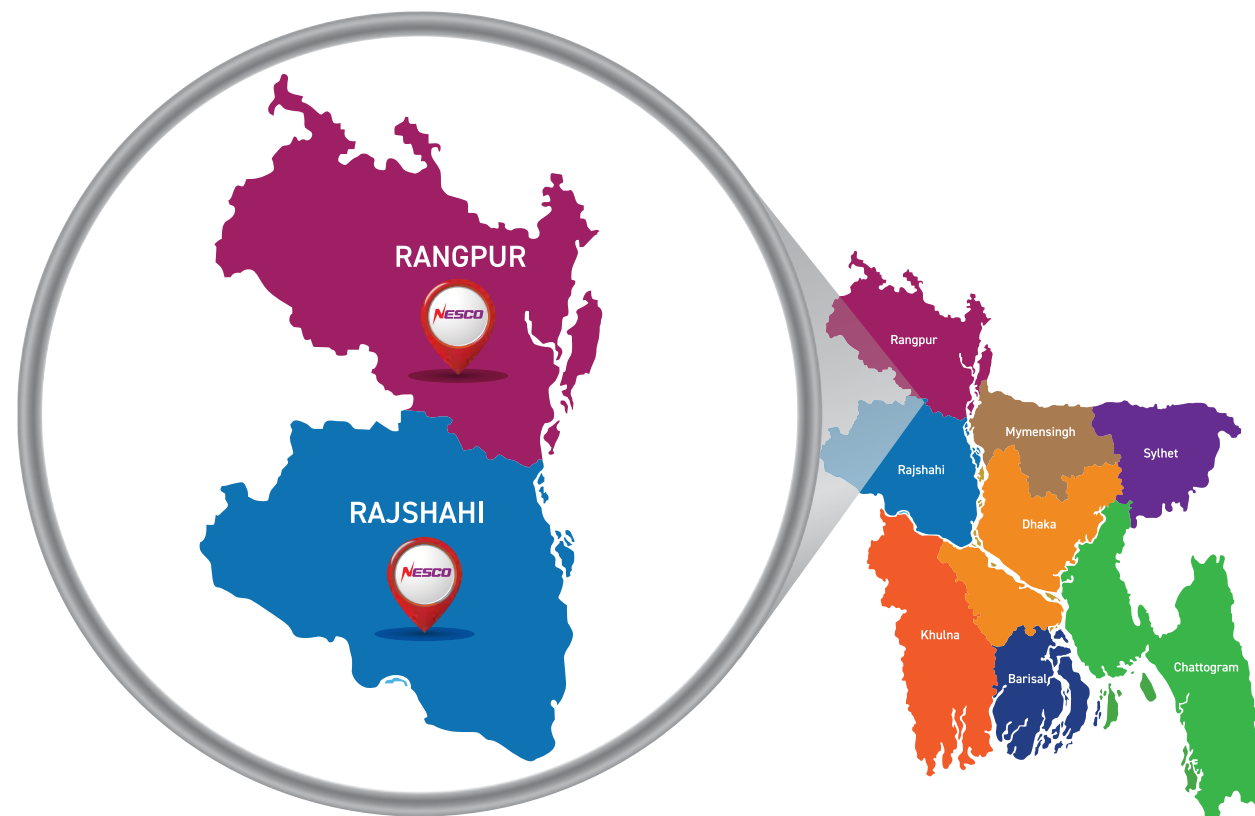
Salma Khatun joined NESCO Ltd. as Executive Director (HR & Administration) on 28 November 2021. She is a Deputy Secretary and belongs to 22<sup>nd</sup> batch of Bangladesh Civil Service (Administration) cadre. Before joining NESCO Ltd. she served as Deputy Land Reforms Commissioner in Rajshahi Division with great commitment and dedication.

At her early career life Salma Khatun worked in different levels of field administration. She started her career as an Assistant Commissioner and Magistrate in Tangail district in 2003. She worked as a Senior Assistant Commissioner in Natore and Chapainawabganj district. She served as Upazila Nirbahi Officer (UNO) of Pabna Sadar and Singra upazila, Natore. She also got the opportunity to serve as an Additional Deputy Commissioner (ADC) and worked as Deputy Director of Local Government (DDLG).

Salma Khatun was born in 1978 in Rajshahi District. She pursued her B.A. (Hons) and M.A. in English from Rajshahi College, Rajshahi.

Salma Khatun attended several trainings both home and abroad. She obtained training from Lal Bahadur Shastri National Academy of Administration (LBSNAA) at Mussoorie, India in 2013. She participated in training on Capacity Building of the Cabinet Division and Field Administration at Macquarie University, Australia in 2018. She also attended training program in China and Singapore. Lastly, she has visited South Korea and Thailand as a participant of study tour program on Land Digitalization, Automation, Administration and Land Management in 2019.

# Area of Operations



## DISTRICTS

Rajshahi Division	Rangpur Division
1. Rajshahi	1. Rangpur
2. Natore	2. Dinajpur
3. Chapainawabganj	3. Gaibandha
4. Pabna	4. Kurigram
5. Sirajganj	5. Lalmonirhat
6. Bogura	6. Nilphamari
7. Naogaon	7. Thakurgaon
8. Joypurhat	8. Panchagarh

## DISTRIBUTION ZONE RAJSHAHI

District	City Corporation	Upazilas	Municipalities
Rajshahi	Rajshahi City Corporation	Paba, Godagari, Tanore	Naohata, Katakhal, Tanore, Godagari
Natore		Natore Sadar	Natore
Chapainawabganj		Chapainawabganj Sadar, Shibganj, Gomostapur, Nachol	Chapainawabganj, Rahanpur, Shibganj, Nachol
Pabna		Pabna Sadar, Ishwardi	Pabna, Ishwardi
Sirajganj		Sirajganj Sadar	Sirajganj
Bogura		Bogura Sadar, Sherpur, Dhupchanchia, Shibganj, Adomdighi, Kahalu	Bogura, Sherpur, Shibganj, Dhupchanchia, Kahalu, Talora, Santahar
Naogaon		Naogaon Sadar	Naogaon
Joypurhat		Joypurhat Sadar	Joypurhat

## DISTRIBUTION ZONE RANGPUR

District	City Corporation	Upazilas	Municipalities
Rangpur	Rangpur City Corporation		
Gaibandha		Gaibandha Sadar, Gobindaganj, Polashbari	Gaibandha, Gobindaganj, Polashbari
Kurigram		Kurigram Sadar	Kurigram
Lalmonirhat		Lalmonirhat Sadar, Kaliganj, Hatibandha, Patgram	Lalmonirhat, Patgram
Nilphamari		Nilphamari Sadar, Saidpur, Jaldhaka, Domar, Kishoreganj	Nilphamari, Jaldhaka, Domar, Saidpur
Dinajpur		Dinajpur Sadar, Parbatipur, Fulbari, Bochaganj	Dinajpur, Fulbari, Setabganj, Parbatipur
Thakurgaon		Thakurgaon Sadar	Thakurgaon
Panchagarh		Panchagarh Sadar, Tetulia	Panchagarh



**Directors'**  
Report

## Hon'ble Shareholders

At the golden jubilee of our independence and birth centenary of the Father of the Nation, Bangabandhu Sheikh Mujibur Rahman, I would like to welcome you all to the 16<sup>th</sup> Annual General Meeting (AGM) of Northern Electricity Supply Company Ltd. on behalf of the Board of Directors. On this momentous occasion, it gives us great pleasure to brief you on the company's performance, as well as the Audited Financial Statements and Auditor's report for the Fiscal Year 2020-21.

## Company Information

### Company Formation

Northern Electricity Supply Company Ltd. was registered with Registrar of Joint Stock Companies and Firms (RJSC) as North-West Zone Power Distribution Company Ltd. (NWZPDCL) on 03 August 2005 as per Company Act 1994.

On 01 August 2016, NWZPDCL and BPDB signed a Memorandum of Understanding (MoU) and a Provisional Power Sales and Purchase Agreement (PSPA). Afterwards, on 01 October 2016, NESCO commenced its operations. As per government decision, on 12 September 2017 NWZPDCL was officially changed into Northern Electricity Supply Company Ltd.

### Nature of Business

The government's vision is to ensure 100 percent electricity to all within 2021. According to the Power System Master Plan (PSMP 2016), the government intends to:

- Systematize and reinforce distribution system

- Convert an existing distribution system to a modern distribution network by implementing GIS, DAS, and SCADA.

- Expand SMART Meter/ Prepayment Meter coverage to all customers.

To reach the targets set by the government, NESCO is working in its jurisdiction to ensure reliable, quality and uninterrupted electricity to its customers. To meet the increasing demand of electricity, NESCO follows the instructions of the Power Division. In addition to that, it is sincerely working to achieve the Sustainable Development Goals (SDGs) and to fulfill the pledge of the Hon'ble Prime Minister Sheikh Hasina:

“শেখ হাসিনার উদ্যোগ, ঘরে ঘরে বিদ্যুৎ”

### Jurisdiction

Northern Electricity Supply Company Ltd., an Enterprise of the Bangladesh Power Development Board (BPDB), was established in Rajshahi and Rangpur divisions with the objectives of distributing and supplying electricity to the city and municipal areas. These include 2 city corporations, 16 districts, 39 upazilas, and 37 municipalities.

### Capital Structure

The company's authorized capital is Tk. 250 crore, which is divided into 2.5 crore equity shares of Tk. 100 each. The company's issued and paid-up capital is Tk. 999,900 (Nine lac, Ninety-nine thousand, nine hundred only) which are divided into these 9,999 shares. Out of these, 9,991 shares are owned by the Bangladesh Power Development Board (BPDB). The remaining eight shares are held by various institutions and organizations as per instructions of the Power Division.

S.N	Particulars of Institutions/Organizations/Designations	Number of Share Holding
1	Bangladesh Power Development Board	9991
2	Chairman, Board of Directors, NESCO Ltd.	01
3	Finance Division, Ministry of Finance	01
4	University of Rajshahi	01
5	IEB, Rajshahi Center, Rajshahi	01
6	Rajshahi Chamber of Commerce & Industries	01
7	Power Division	01
8	Rajshahi City Corporation	01
9	Managing Director, NESCO	01
	<b>Total No's of Share-holding</b>	<b>9,999</b>

## Board of Directors

According to the nomination of the Power Division, Ministry of Power, Energy and Mineral Resources (MoPEMR) the current Board is as follows:

S.N.	Name & Designation	Ministry/Organization	Position
1	<b>Md. Mohsin Chowdhury</b> Additional Secretary Power Division	Ministry of Power, Energy & Mineral Resources	Chairman
2	<b>Nazma Mobarek</b> Additional Secretary Finance Division	Ministry of Finance	Director
3	<b>Md. Khairul Kabir Menon</b> Joint Secretary Health Services Division	Ministry of Health and Family Welfare	Director
4	<b>Md. Sayed Kutub</b> Joint Secretary & Member	Bangladesh Power Development Board	Director
5	<b>Md. Mahbubur Rahman</b> Member	Bangladesh Power Development Board	Director
6	<b>Mohammad Mozammel Haque</b> Deputy Secretary Power Division	Ministry of Power, Energy & Mineral Resources	Director
7	<b>H. M. Nurul Islam</b> Deputy Secretary Power Division	Ministry of Power, Energy & Mineral Resources	Director
8	<b>Muktadir Aziz</b> PS to Adviser (Minister) to the Prime Minister for PEMR Affairs	Prime Minister's Office	Director



S.N.	Name & Designation	Ministry/Organization	Position
9	<b>Dr. Md. Abdul Alim</b> Professor	Rajshahi University of Engineering & Technology	Director
10	<b>Md. Abul Kashem</b> Former Chairman	Rangpur Chamber of Commerce and Industries	Director
11	<b>Ankur Jit Shaha</b> Executive Member	Department of History, University of Dhaka	Director
12	<b>Zakiul Islam</b>	NESCO Ltd.	Managing Director

### Statutory Auditor

The financial statements for the fiscal year 2020-21 were audited by Aziz Halim Khair Choudhury (Chartered Accountants), House # 64, (1<sup>st</sup> and 2<sup>nd</sup> Floor), Road # 12A, Dhanmondi, Dhaka-1209.

### Rotation of Directors

Section 91 (2) of the Company Act 1994 outlines the following directions in regarding Rotation of Directors:-

(2) Notwithstanding anything contained in the articles of a company other than a private company not less than one third of the whole number of directors shall be persons whose period of office is liable to determination at any time by retirement of director's rotation.

In compliance with the above mentioned Section 91(2) the Board of Directors of NESCO has the obligation to retire one third of the Directors whose period of office are higher have been given below:

SL	Name & Designation	Organization	Position	Joining Date
1	<b>Mohammad Mozammel Haque</b> Deputy Secretary Power Division	Ministry of Power, Energy & Mineral Resources	Director	07/01/2020
2	<b>Dr. Md. Abdul Alim</b> Professor	Rajshahi University of Engineering & Technology	Director	18/12/2019
3	<b>Md. Abul Kashem</b> Former Chairman	Rangpur Chamber of Commerce & Industries	Director	18/12/2019
4	<b>Ankur Jit Shaha</b> Executive Member	Department of History, University of Dhaka	Director	29/10/2020

The above mentioned Directors will retire from the Board in compliance with the Section 91 (2) of Company Act 1994 & Section 83 & 84 of Articles of Association (AoA) of NESCO & statutory requirement of RJSC and they may, if eligible as per Article 85 of Articles of Association of NESCO Ltd. be re-elected in 16<sup>th</sup> Annual General Meeting of the Company.



Board of Directors Meeting

## Technical and Commercial Highlights

### Technical

Particulars	2016-17	2017-18	2018-19	2019-20	2020-21
132/33 KV Grid Substation (Nos.)	17	17	19	19	21
33/11 KV Sub-station (Nos.)	58	63	63	64	69
Capacity of 33/11 KV Sub-Station (MVA)	1133.46/1379.48	1249.38/1599.88	1392.12/1892.47	1408.12/1912.47	1512.12/2045.47
Maximum Demand (MW)	720	770	790	810	830
33 KV Overhead Line (Km)	1044.28	1099.41	1110.45	1301.98	1455.48
11 KV Overhead Line (Km)	5076.15	5843.22	5925.62	6284.78	6819.43
11/0.4 KV Overhead Line (Km)	5449	5550	5670	5820	6906
0.4 KV Overhead Line (Km)	4256	6399	6775	7745	7386
Distribution Transformer (Nos.)	7267	7526	7850	9072	9484
33 KV Feeder (Nos.)	70	78	85	87	92
11 KV Feeder (Nos.)	250	270	303	320	335

### Commercial

Particulars	2016-17	2017-18	2018-19	2019-20	2020-21
Energy Import (MkWh)	3429.28	3627.276	3916.51	3937.548	4220.737
Energy Sales (MkWh)	3020.89	3214.368	3504.925	3517.668	3778.511
Energy Import (MTk)	13608.60	18461.10	18709.90	19515.60	22603.70
Energy Sales (MTk.) (Gross Billed)	18726.90	20752.61	23147.93	23878.96	27100.37
System Loss (%)	11.91	11.38	10.51	10.66	10.48
Bill Collection Ratio (%)	96.49	96.89	100.44	98.24	99.45

Particulars	2016-17	2017-18	2018-19	2019-20	2020-21
C.I. Ratio (%)	85.00	85.05	88.13	87.36	89.03
Customer Nos. (June)	12,93,256	13,78,258	14,77,886	15,68,982	16,89,295
Billing Rate (Tk.)	6.20	6.46	6.60	6.79	7.16

## FINANCIAL COMPARATIVE ANALYSIS (FIVE YEARS)

### Comparative analysis in figures

Figure in Crore (Tk)

Particulars	2016-17	2017-18	2018-19	2019-20	2020-21
Revenue from Operation	1,373.69	2,077.64	2,313.62	2,390.73	2,710.04
Energy Sales	1,356.48	2,051.67	2,282.99	2,357.97	2,666.57
Cost of Sales	1,360.86	1,846.11	1,870.99	1,951.56	2,260.37
Gross Profit	12.83	231.53	442.63	439.17	449.67
Operating Expenses	253.49	328.89	443.63	435.61	430.36
Operating Profit/(Loss)	(240.66)	(97.36)	(1.00)	3.56	19.31
Financial Expenses	-	-	16.57	17.41	13.36
Exchange Fluctuation (Gain/Loss)	-	-	-	-	-
Non-Operating Income	12.57	18.92	26.54	35.58	29.91
Provision for WPPF	-	-	0.43	1.03	1.71
Taxation	-	-	2.14	14.18	16.31
Net Profit for the year	(228.10)	(78.45)	6.41	6.52	17.85
Retained Earnings	(234.96)	(313.41)	(307.00)	(300.48)	(282.62)

Particulars	2016-17	2017-18	2018-19	2019-20	2020-21
Cash Dividend (Declared/Proposed)	-	-	-	100% of paid up capital	50% of paid up capital
Un-appropriated profit carry forward	(234.96)	(313.41)	(307.00)	(300.48)	(282.73)

## Financial Ratios

### Comparative ratio analysis

Particulars	2016-17	2017-18	2018-19	2019-20	2020-21
Current Ratio	2.59	1.77	1.71	1.66	1.54
Quick Ratio	2.43	1.61	1.57	1.45	1.34
Debt/Equity Ratio	3.01	3.74	3.64	2.15	1.65
Accounts Receivable (Equivalent Months)	3.64	3.14	3.01	2.76	2.97
Cost of Sales to Revenue from Operation	99.07%	88.86%	80.87%	81.63%	83.41%
Gross Margin/Sales Ratio	0.95%	11.28%	19.39%	18.62%	16.86%
Operating Margin/Sales Ratio	-17.74%	-4.75%	-0.04%	0.15%	0.72%
Net Income/Sales Ratio	-16.82%	-3.82%	0.28%	0.28%	0.67%
Return on Asset	-9.49%	-3.17%	0.26%	0.24%	0.54%
Return on Equity	-38.06%	-15.06%	1.22%	0.74%	1.42%
Number of Share	9,999	9,999	9,999	9,999	9,999
Net Asset Value per Share (Tk.)	599,409	520,942	527,355	876,937	1,258,307
Net Operating Cash Flow Per Share (Tk.)	551,012	65,533	(20,985)	6,709	6,663
Earning Per Share (Tk.)	(228,120)	(78,456)	6,412	6,518	17,860

## CONTRIBUTION TO THE NATIONAL EXCHEQUER

### Comparative analysis in amount

Figure in Crore (Tk)

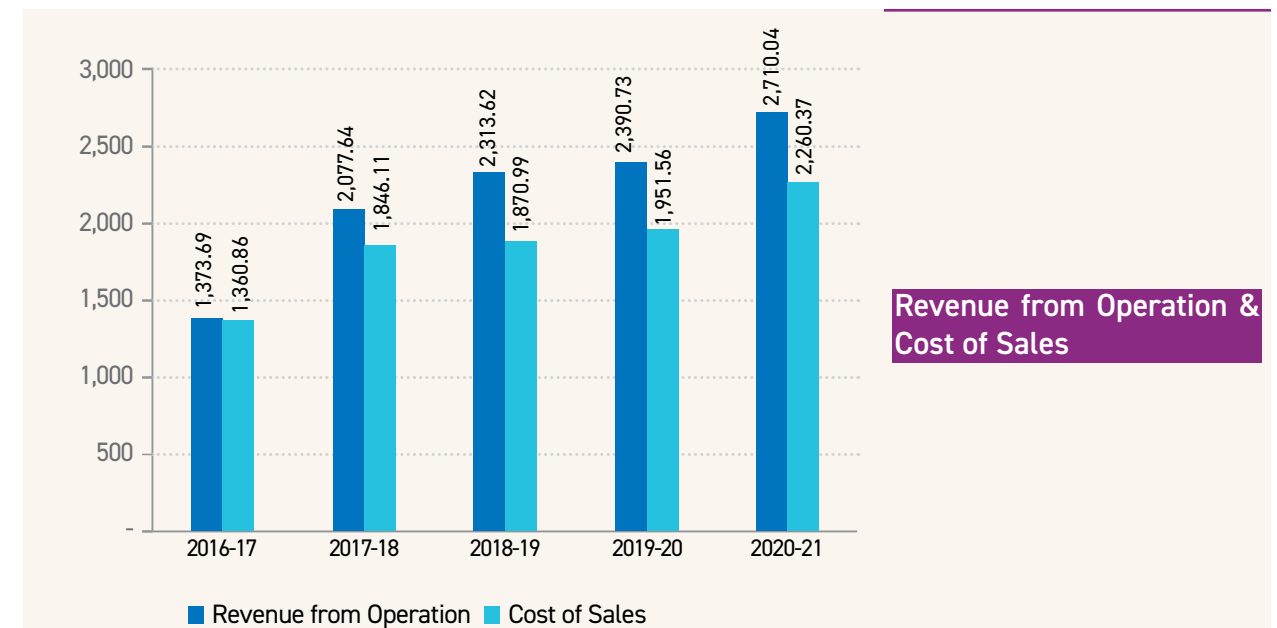
VAT and Income Tax	2016-17	2017-18	2018-19	2019-20	2020-21
VAT from Electricity Bills	67.93	100.53	113.98	114.74	132.21
VAT from contractors/Suppliers Bills	2.51	3.58	3.24	3.23	7.33
Income Tax deduction at source	1.01	0.90	1.37	2.24	2.75
Corporate Income Tax	-	-	2.14	14.18	16.31
Contribution to Government Treasury	71.45	105.01	120.72	134.38	158.59

### Revenue from Operation & Cost of Sales

During the fiscal year ended 30 June 2021, the Revenue from Operation is Tk. 2,710.04 Crore and Cost of Sales is Tk. 2,260.37 Crore. The last five years comparative figures are given below:

Figure in Crore (Tk.)

Particulars	2016-17	2017-18	2018-19	2019-20	2020-21
Revenue from Operation	1,373.69	2,077.64	2,313.62	2,390.73	2,710.04
Cost of Energy Sales	1,360.86	1,846.11	1,870.99	1,951.56	2,260.37

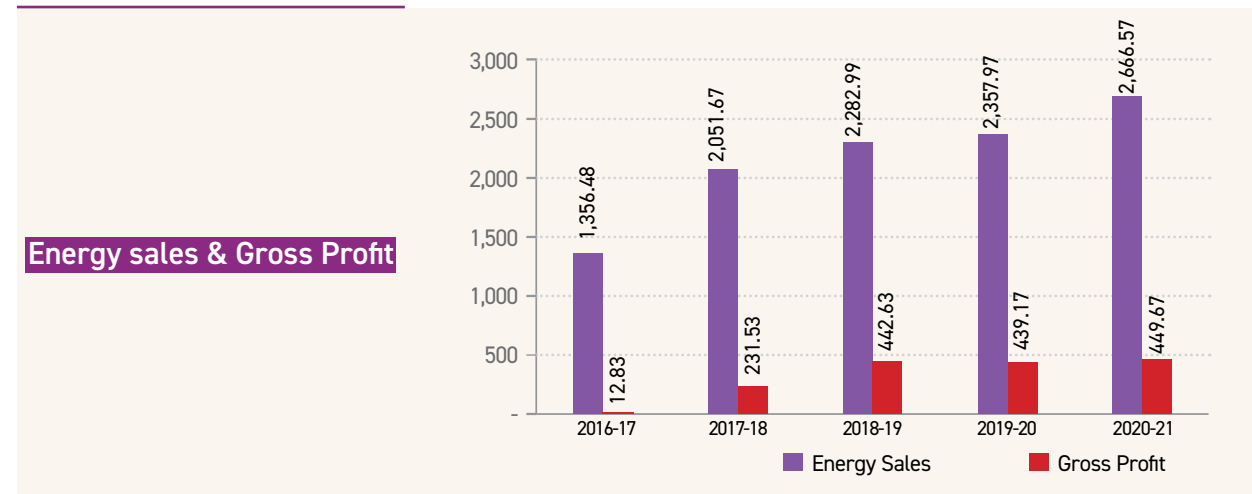


## Energy Sales & Gross Profit

During the fiscal year ended on 30 June 2021, Energy Sales is Tk. 2,666.57 Crore and Gross Profit is Tk. 449.67 crore. The last five years comparative figures are given below:

Figure in Crore (Tk)

Particulars	2016-17	2017-18	2018-19	2019-20	2020-21
Energy Sales	1,356.48	2,051.67	2,282.99	2,357.97	2,666.57
Gross Profit	12.83	231.53	442.63	439.17	449.67

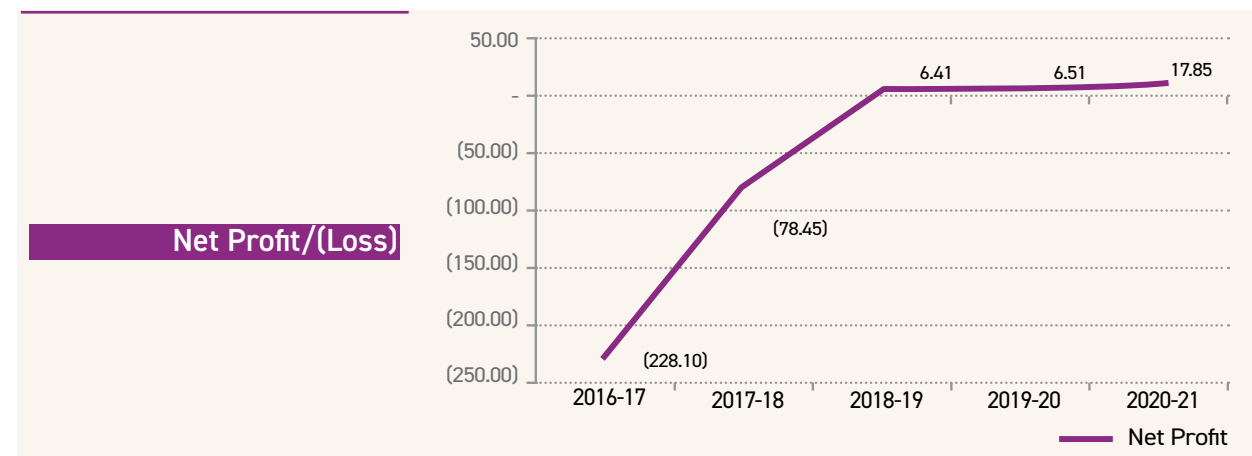


## Net Profit/(Loss)

The NESCO Ltd. earned Tk. 17.85 Crore as net profit after tax during fiscal year ended on 30 June 2021. The last five years comparative figures are given below:

Figure in Crore (Tk.)

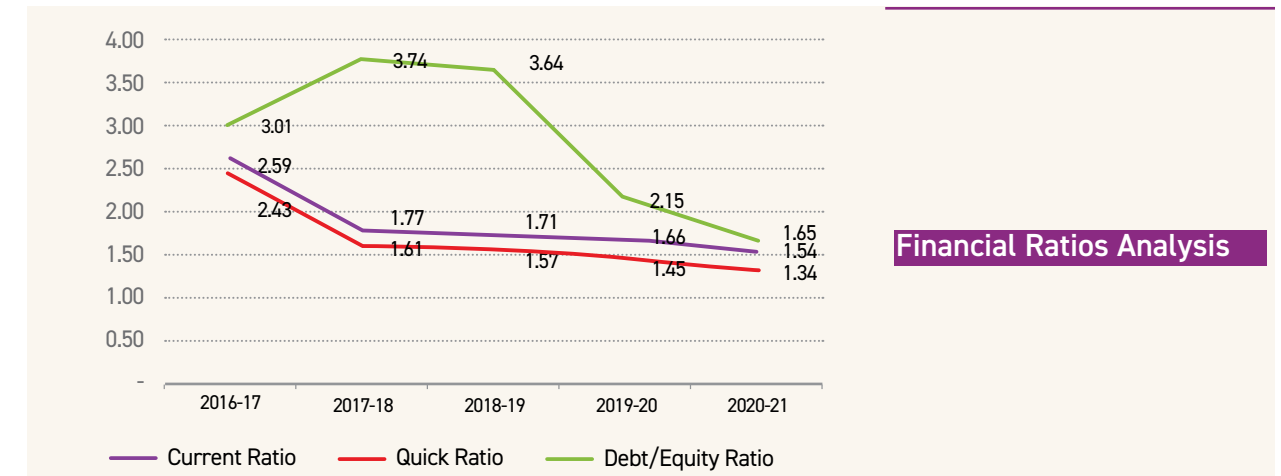
Particulars	2016-17	2017-18	2018-19	2019-20	2020-21
Net Profit/(Loss)	(228.10)	(78.45)	6.41	6.51	17.85



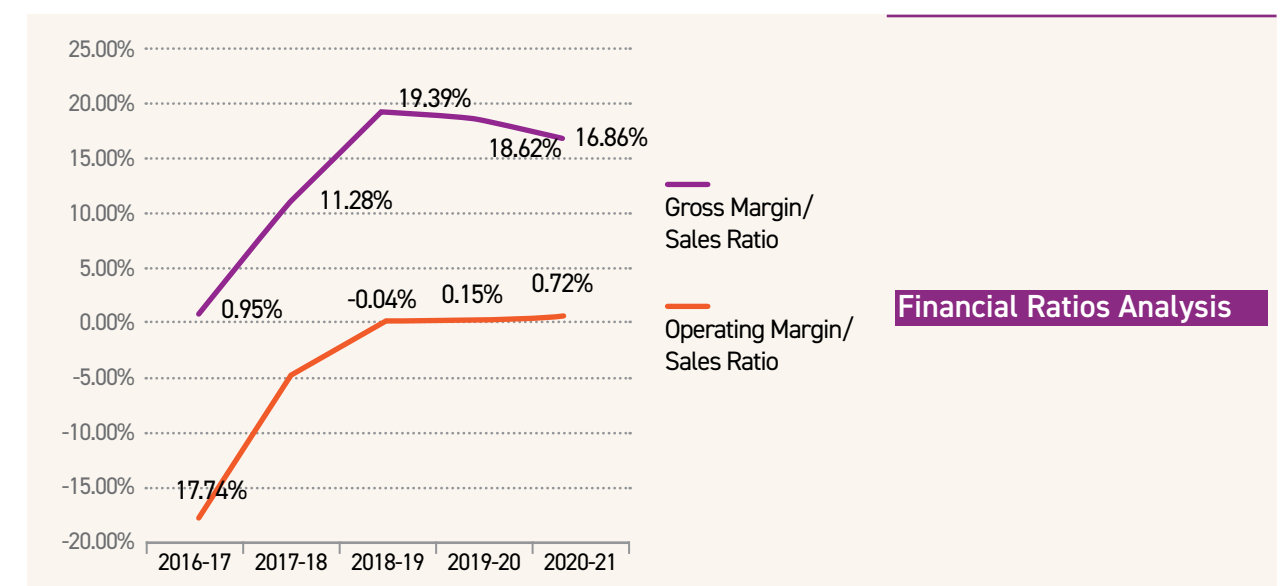
## Financial Ratios Analysis

Financial ratios are indicators of financial strength/weakness of an organization like NESCO Ltd. Some of these are presented below to reflect NESCO's financial position:

Particulars	2016-17	2017-18	2018-19	2019-20	2020-21
Current Ratio	2.59	1.77	1.71	1.66	1.54
Quick Ratio	2.43	1.61	1.57	1.45	1.34
Debt/Equity Ratio	3.01	3.74	3.64	2.15	1.65

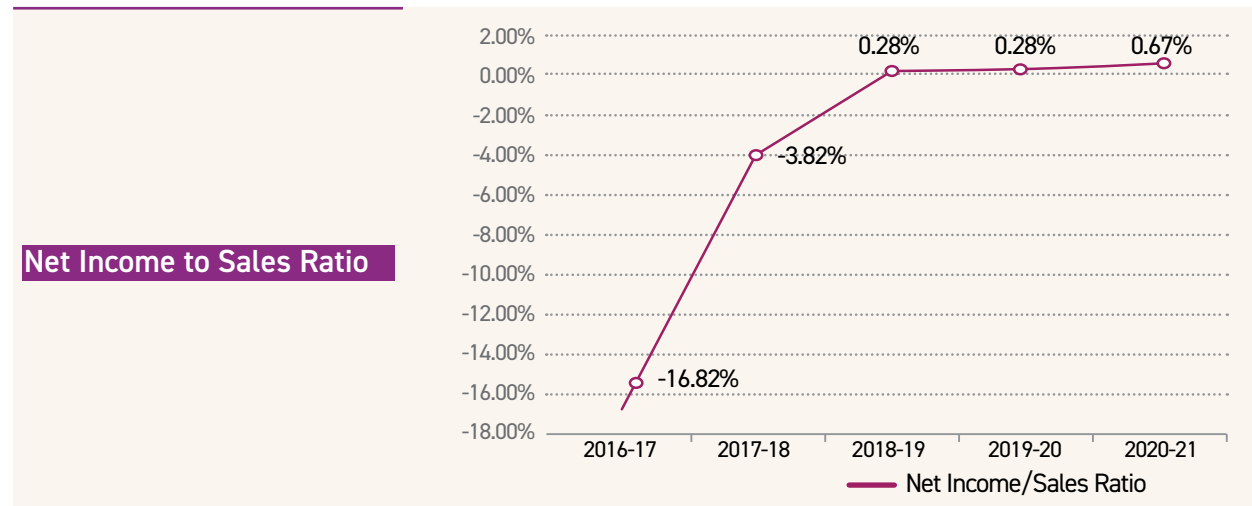


Particulars	2016-17	2017-18	2018-19	2019-20	2020-21
Gross Profit / Sales Ratio	0.95%	11.28%	19.39%	18.62%	16.86%
Operating Profit / Sales Ratio	-17.74%	-4.75%	-0.04%	0.15%	0.72%



## Net Income to Sales Ratio

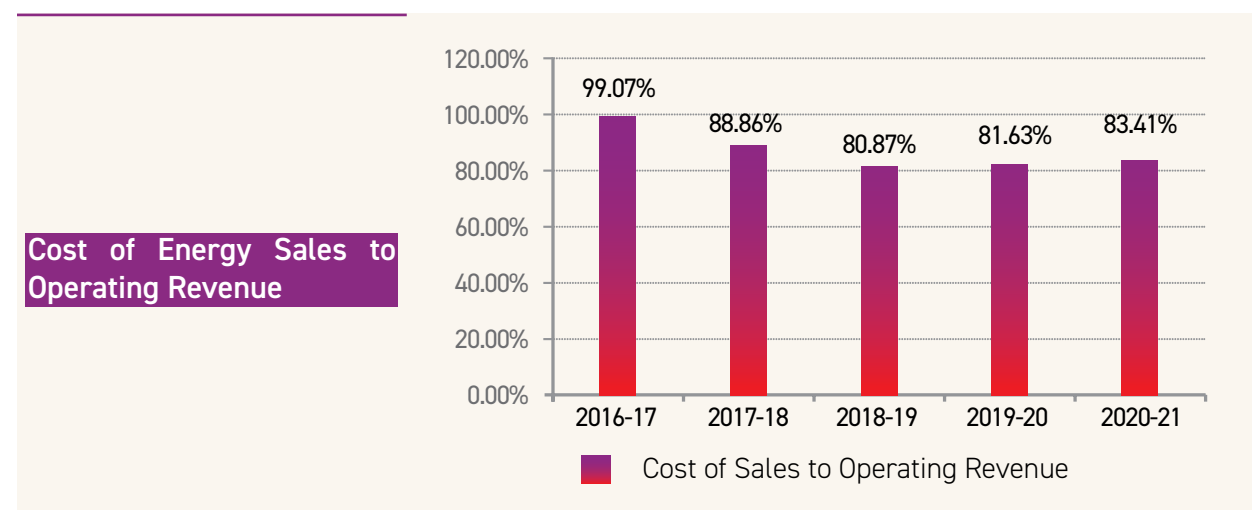
Particulars	2016-17	2017-18	2018-19	2019-20	2020-21
Net Income/Sales Ratio	-16.82%	-3.82%	0.28%	0.28%	0.67%



## Cost of Energy Sales to Operating Revenue

At FY 2016-17 NESCO's Cost of Sales to Operating Revenue was 99.07%. After tremendous effort the Cost of Sales to Operating Revenue has been improved as 83.41% from the fiscal year 2020-21. The trends are shown below:

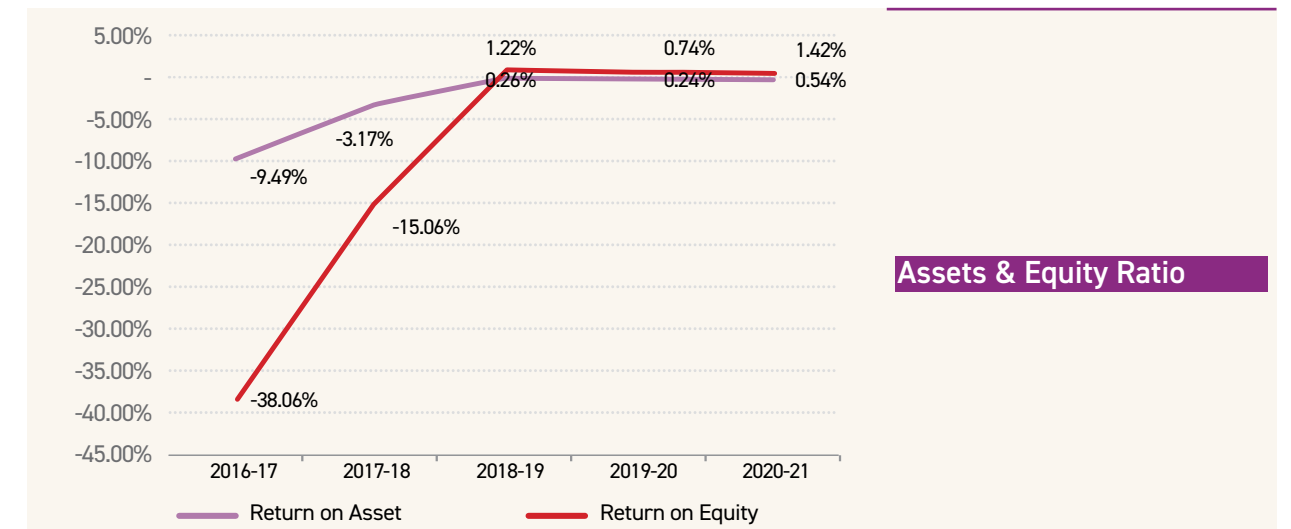
Particulars	2016-17	2017-18	2018-19	2019-20	2020-21
Cost of Energy Sales to Operating Revenue	99.07%	88.86%	80.87%	81.63%	83.41%



## Assets & Equity Ratio

Return on Assets (RoA) & Return on Equity (RoE) of NESCO are gradually increasing. In the fiscal year 2020-21 RoA & RoE in NESCO Ltd. are 0.54% & 1.42% respectively. The trends are shown below:

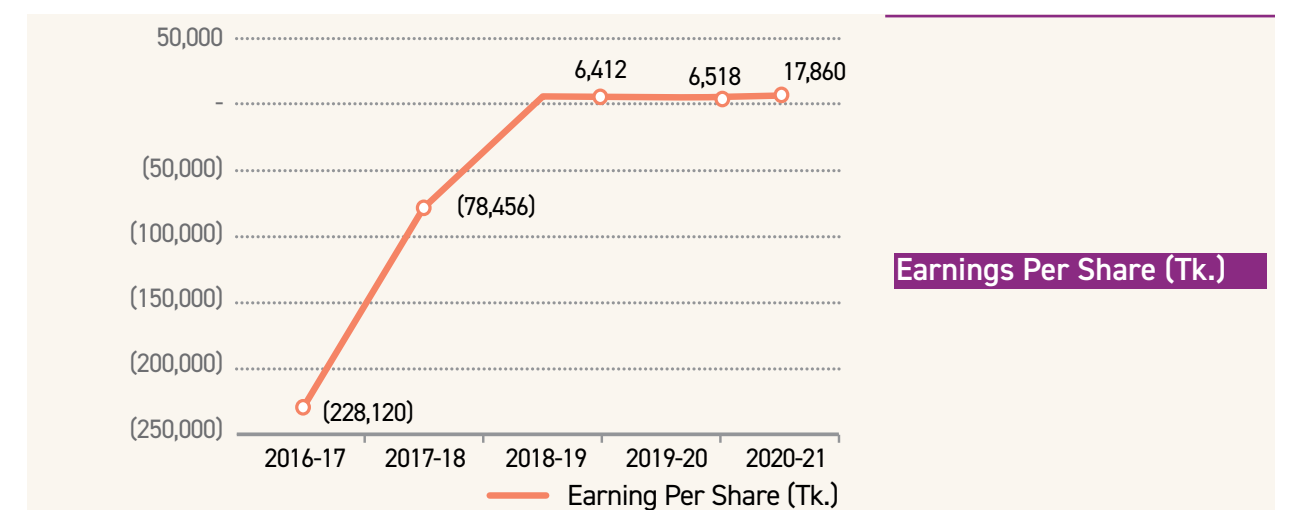
Particulars	2016-17	2017-18	2018-19	2019-20	2020-21
Return on Asset	-9.49%	-3.17%	0.26%	0.24%	0.54%
Return on Equity	-38.06%	-15.06%	1.22%	0.74%	1.42%



## Earnings Per Share (EPS)

At FY 2016-17, Earnings Per Share (EPS) was negative Tk. 228,120. After two years the EPS turns into positive. The last five years comparative figures are given below:

Particulars	2016-17	2017-18	2018-19	2019-20	2020-21
Earnings Per Share (Tk.)	(228,120)	(78,456)	6,412	6,518	17,860

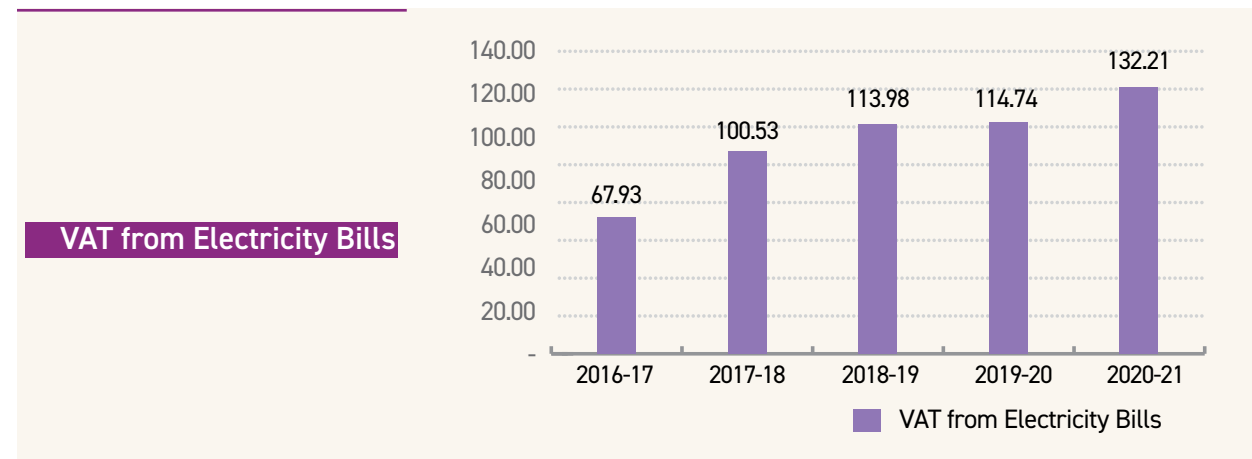


## Contribution to the Exchequer

Since commencement of its operation, NESCO Ltd. has been contributing substantial amount to the National Exchequer by way of VAT and Taxes as shown in the table-1 & table-2 below:

Table-1: Figure in Crore (Tk)

VAT	2016-17	2017-18	2018-19	2019-20	2020-21
VAT from Electricity Bills	67.93	100.53	113.98	114.74	132.21



## Income Tax Deduction at Sources

Income tax deduction at sources is also gradually increasing. In the FY-2020-21, Income tax deduction at sources of NESCO was Tk. 2.75 Crore. The last five years comparative figures are given below:

Table-2: Figure in Crore (Tk)

Income Tax	2016-17	2017-18	2018-19	2019-20	2020-21
Income Tax deduction at sources	1.01	0.90	1.37	2.24	2.75

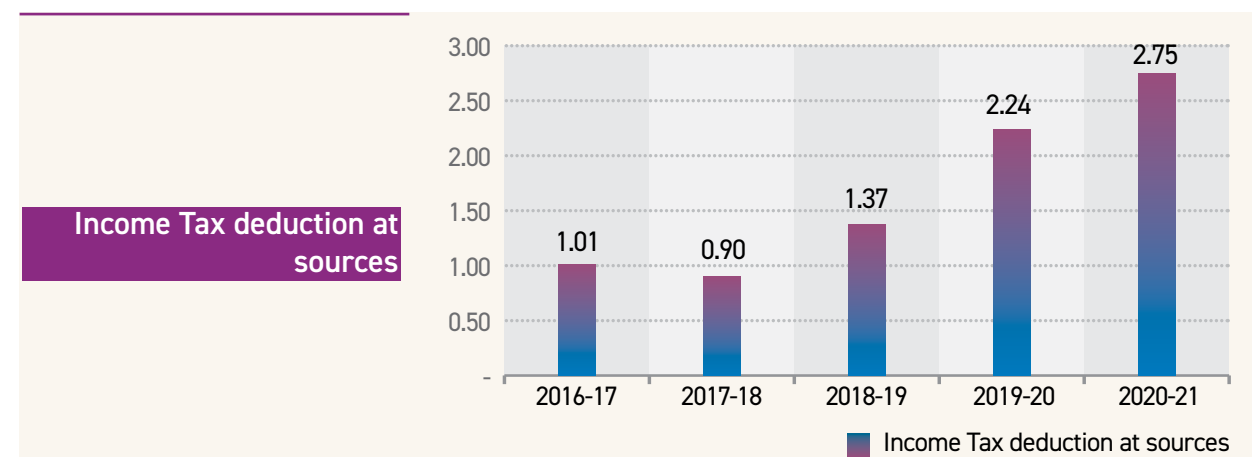
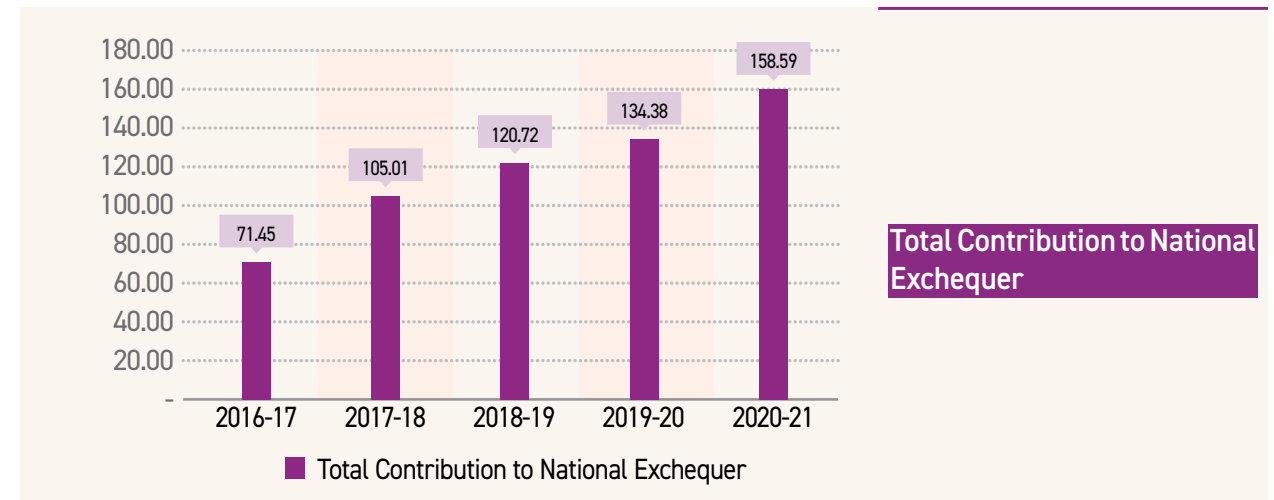


Figure in Crore (Tk)

VAT and Income Tax	2016-17	2017-18	2018-19	2019-20	2020-21
Total Contribution to National Exchequer	71.45	105.01	120.72	134.38	158.59

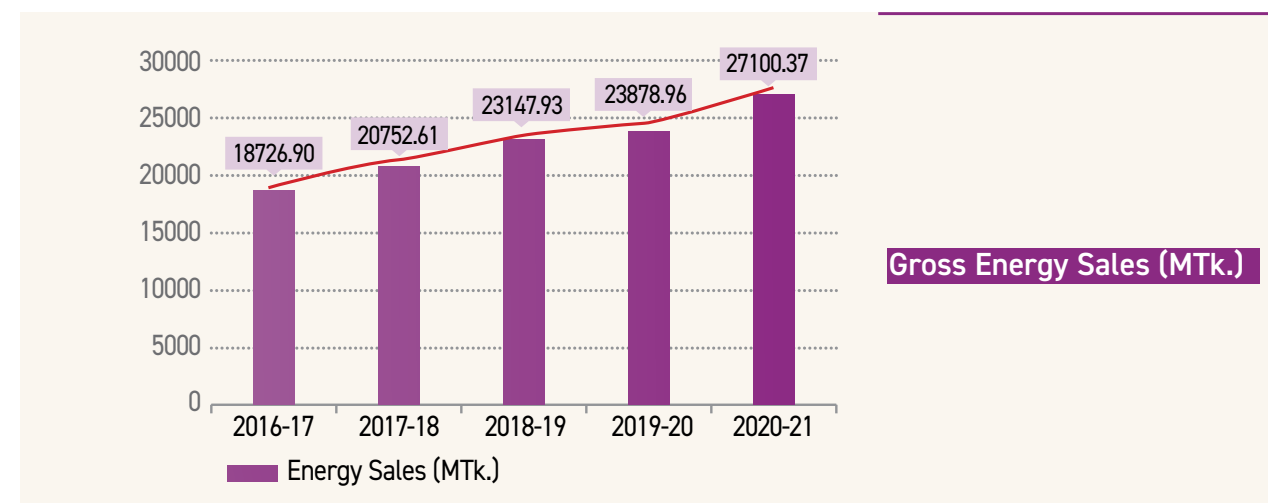


## COMMERCIAL-OPERATION

### Energy Sales

FY-2020-21 Billed amount of energy sales for the different tariff categories was 27100.37 MTK. and the previous fiscal year was 23878.96 MTK. Collection and Bill ratio is 99.45%. Sales increased by 13.49% from the previous year.

Energy sales is also gradually increasing. The following chart illustrates the last five years' trend.

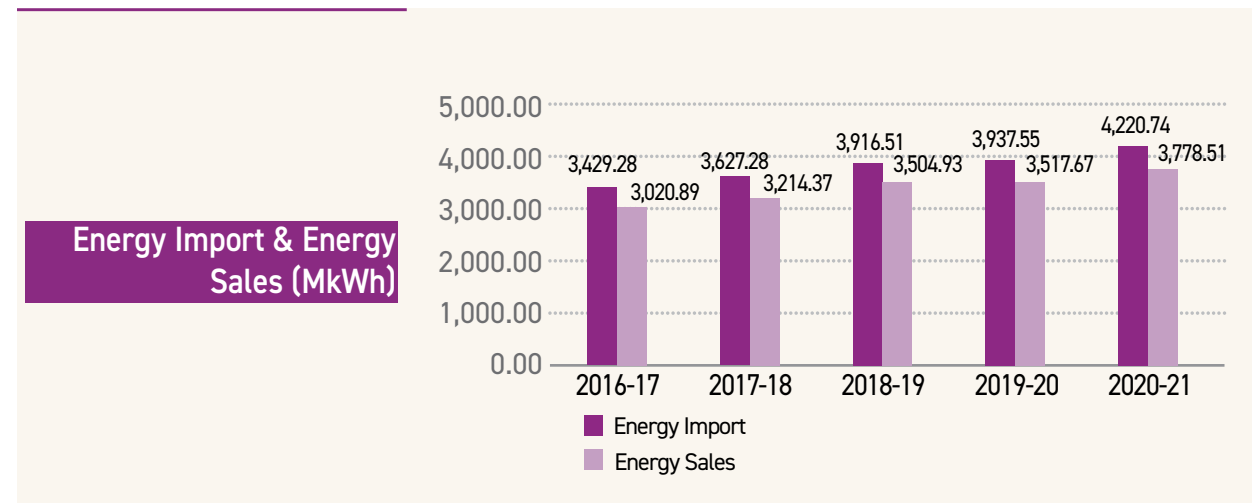


## Energy Sales & Energy Import

In the FY-2020-21, total Energy sales & Energy import was 3778.51 MkWh and 4220.74 MkWh respectively.

Figure in MkWh

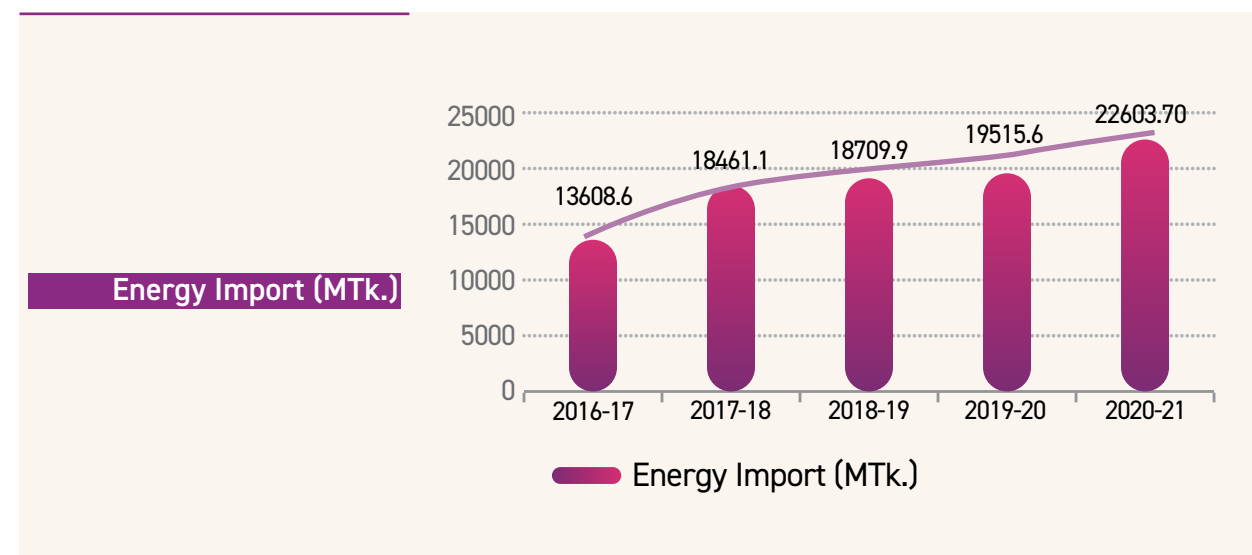
Particulars	2016-17	2017-18	2018-19	2019-20	2020-21
Energy Import	3,429.28	3,627.28	3,916.51	3,937.55	4,220.74
Energy Sales	3,020.89	3,214.37	3,504.93	3,517.67	3,778.51



## Energy Import

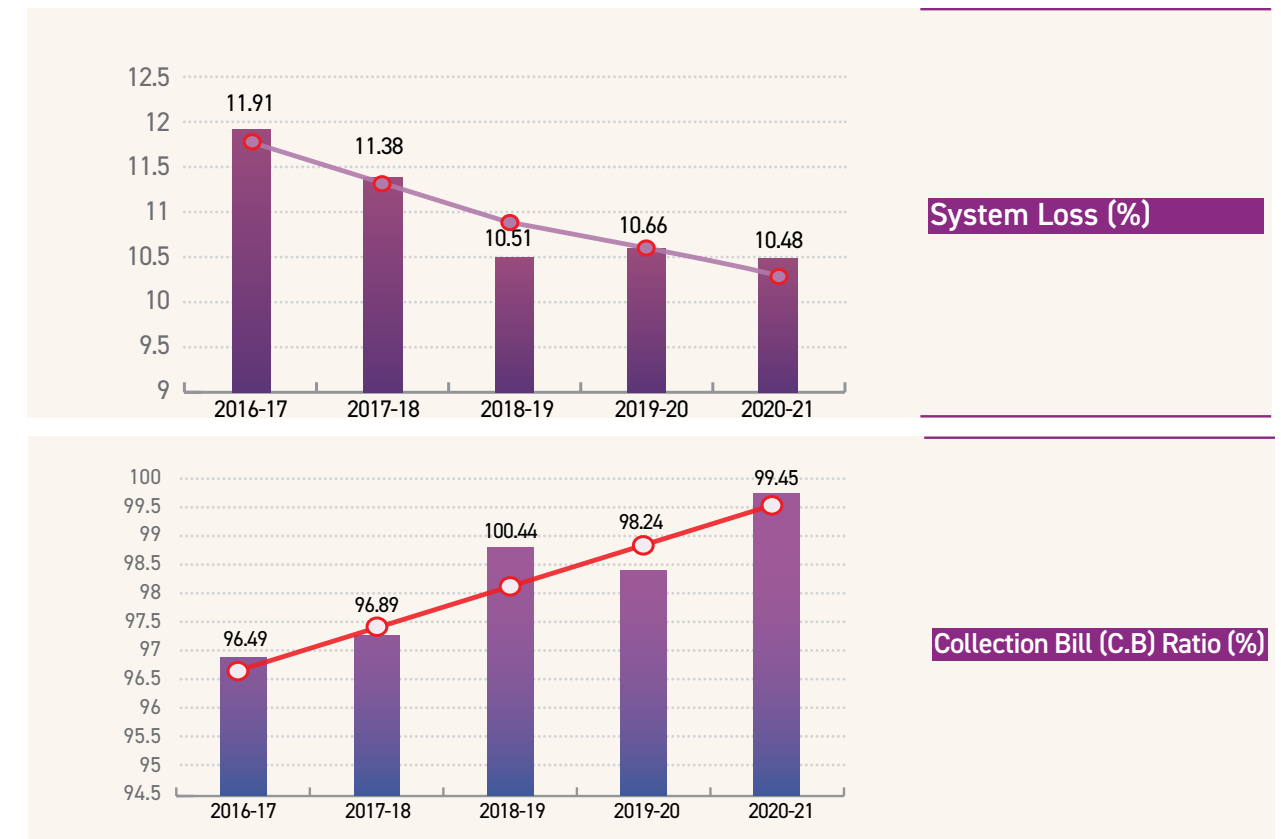
Energy import is increasing gradually. In the fiscal year 2020-21 the Energy import was 22603.70 MTK.

Figure in MTK.



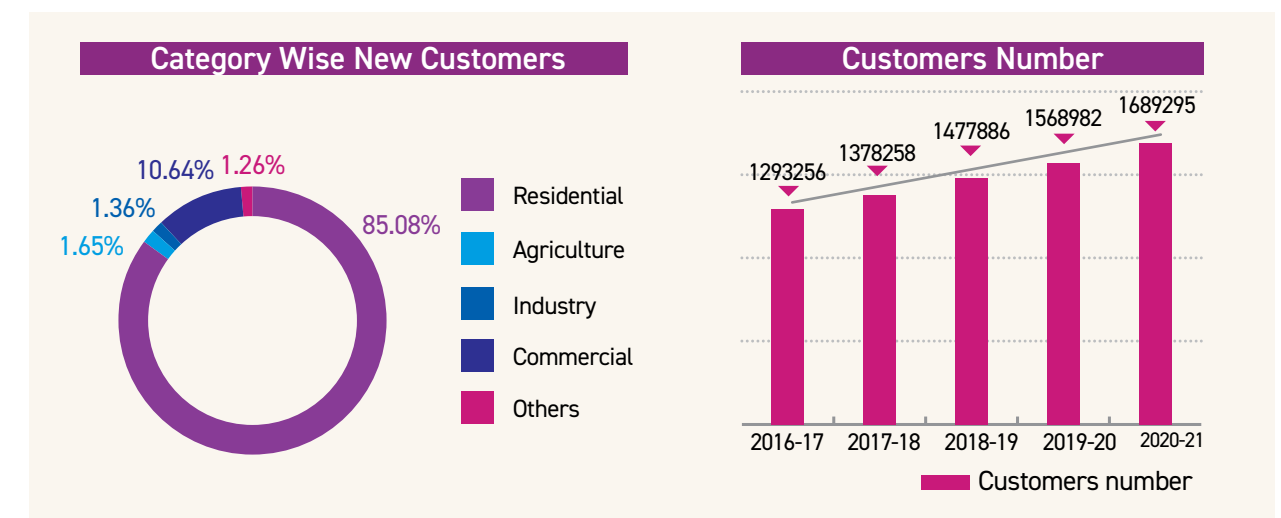
## System Loss (%) & Collection Bill Ratio (%)

The below chart depicts the system loss (%) and collection bill (C.B) ratio (%) for the previous five fiscal years.



## New-Connection

1,20,313 new customers were added in the FY 2020-21. The total number of customer is 16,89,295 at the end of FY 2020-21.



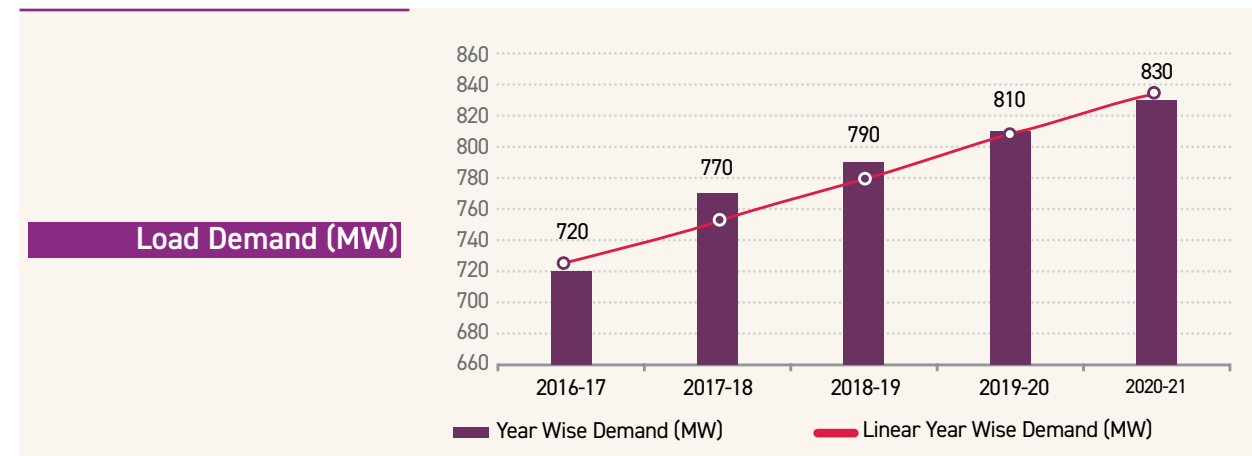
## Disconnection / Reconnection

Disconnection of electricity lines of defaulter customers is considered as an effective method of collecting dues. A total of Tk. 5735.22 Lac was collected from illegal or delinquent customers. All of these initiatives were carried out in collaboration with S&D/ESU and Mobile Court.

Zone	No. of Disconnected Customers (Nos.)	Collection Against Disconnected Customers (MTk.)	No. of Reconnected Customers (Nos.)	Collection Against Reconnected Customers (MTk.)	Disconnection of Illegal Customers (Nos.)	No. of Meter Sealing
Rajshahi Zone	43,420	6171.75	25,993	2787.31	422	81,625
Rangpur Zone	68,727	8573.92	29,532	2947.91	1,283	64,532
<b>Total</b>	<b>112147</b>	<b>14745.67</b>	<b>55,525</b>	<b>5735.22</b>	<b>1,705</b>	<b>1,46,157</b>

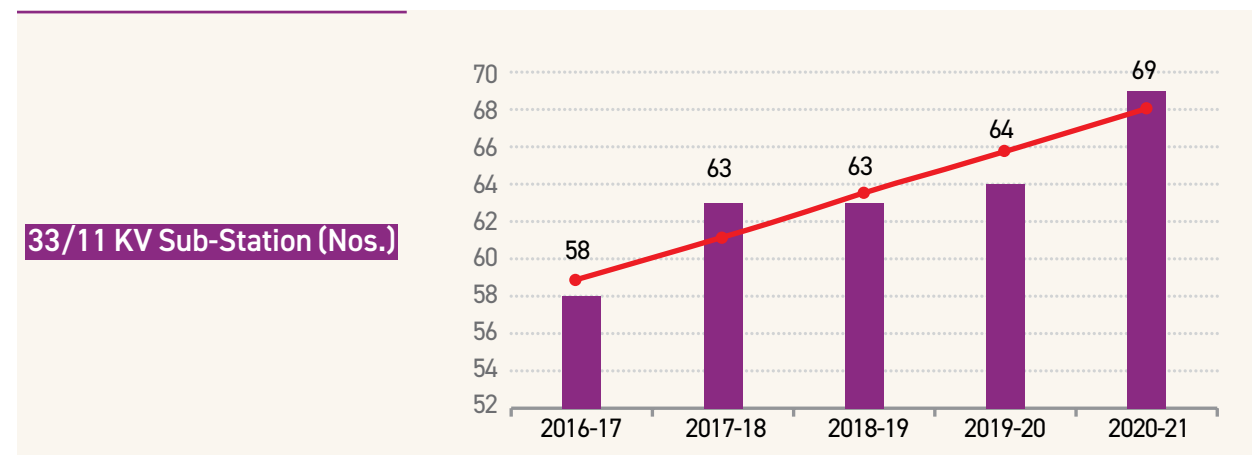
## Current Load Demand of Electricity

Load demand is gradually increasing. Maximum load demand was 830 MW in FY 2020-21.



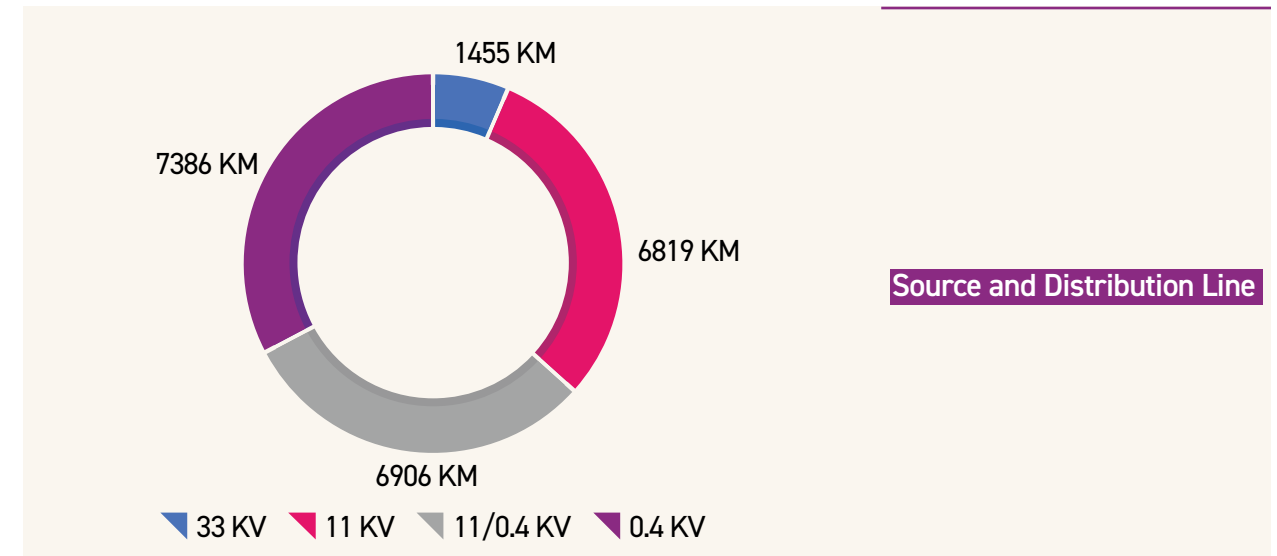
## 33/11 KV Sub-Station

Total number of 33/11 KV Sub-Stations was 64 in the FY 2019-20. Five new Sub-Stations were added in FY 2020-21. Now 69 Nos of 33/11 KV Sub-Stations is being operated under NESCO with a capacity of 2045 MVA.



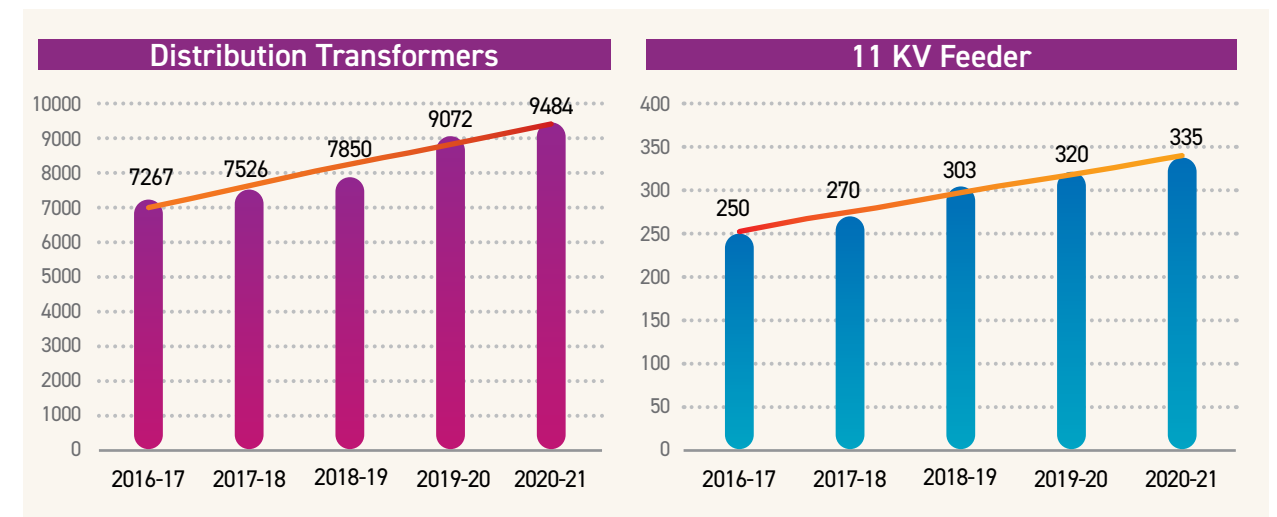
## Source and Distribution Line

The existing source line and distribution network of NESCO is shown below:



## Distribution Transformer & 11 KV Feeder

At the end of the fiscal year 2020-21 NESCO's number of distribution transformer was 9,484 and the number of 11 KV feeder was 335.



## NESCO Customer Portal

NESCO has developed an online customer service portal to expand its customer care activities. The customers will receive the online services from the NESCO Online Customer Service Portal. The customers can access all the necessary information including their monthly bills, bill payment status, total dues amount, recharge history, monthly usage, recharge token, information on electricity laws, regulations, tariff rates etc. They can apply for new connections, lodge complaints regarding electricity



interruption and service-related issues. NESCO hotline number, FAQs, mobile application link, video gallery, scheduled maintenance notifications are also available in the portal. There are video tutorials and manuals available for the customers on how to recharge the Smart Pre-Payment Meter and how to pay their postpaid bill via Mobile Financial Services (MFSs) and online banks.

### NESCO Mobile Application

NESCO launched a mobile application considering the improvement of customer service. The NESCO Mobile Application offers enhanced support and services to the customers by providing them various information about their bills, electricity usage, notices as well as facility to pay their bills through smart phones using AMEX, Visa and Master Cards.

### Billing Software Implementation

The billing software and database contain highly confidential information. NESCO has developed a postpaid billing software. As the software and the database are maintained in-house so that the generation of all reports, analyzing data, ensuring information security and taking proper actions have become extremely convenient. This is a significant technical and a commercial achievement.

### Customer Care Center

Customer satisfaction is critical to any business's success. NESCO is responsible for providing satisfactory customer service to its customer through Central Customer Care Center at its headquarters and online complaint center for all Sales & Distribution Division or Electric Supply Unit offices.

### One Stop Service (OSS) Center

NESCO has established One Stop Service (OSS) centers for the customers in all the Sales and Distribution Division and Electric Supply Unit offices. All the customers can visit NESCO's Sales & Distribution Division or Electric Supply Unit

offices and obtain the desired service from the "One Stop Service Center" like -

- Online new connection
- Any bill related complain
- Any Metering complain
- Any outage complain etc.

### Online Complain and Feedback Management

The Ministry of Power, Energy and Mineral Resources has launched an integrated web-based Central Complaint and Feedback Management System. NESCO customers are encouraged to submit all complaints through this web portal. The complaint is routed to the respective offices and the offices take necessary steps to resolve the complaint. NESCO also accepts complaints via hotline, e-mail, telephone and in person. This year, Central Complaint and Feedback Management System served the following number of NESCO customers:

Period	Number of Complain Resolved
01 July 2020 to 30 June 2021	1,478

### NESCO Call Center

NESCO has established a Call Center help desk on 11 April 2019. The hotline number of the call center is 16603. The customers can lodge complaints and can receive several information by calling this number that is available 24 hours a day. The complaints are immediately routed to the respective S&D and ESU complain centers. After resolving the complaints, the complainants receive feedback through SMS and call. This year, the call center served the following number of customers:

Period	Number of Service Provided
01 July 2020 to 30 June 2021	15,144

### Enterprise Resources Planning (ERP) Implementation

Enterprise Resources Planning (ERP) is a term that refers to the integrated management of critical business processes, often in real time and facilitated by software and technology. NESCO Ltd. has taken another step towards modern automation by implementing an Enterprise Resources Planning (ERP) system, designed for the power sector and initiated by the Power Cell and the Power Division, to manage human resources, payroll, finance, fixed assets and procurement-related activities.

### HUMAN RESOURCE MANAGEMENT

Human Resource is considered as a driving force of development. It plays a pivotal role in accomplishment of tasks in any type of organization. In line with that, Northern Electricity Supply Company Ltd. regards its human capital as the backbone of success. NESCO Ltd. considers that building a talented and motivated workforce is the key to sustainable operation. The company forecasts its Human Resource requirement based on its demand to support the exponential growth of operation. Accordingly, NESCO Ltd. focuses on recruiting talented incumbents and trains them properly to make them knowledgeable about the job and finally motivates them to derive their best potentials.



In NESCO Ltd. there are certain branches of Human Resource Department such as:

- ✓ Human Resource Planning
- ✓ Staffing
- ✓ Training & Development
- ✓ Personnel
- ✓ Administration
- ✓ Welfare & Benefit Management
- ✓ Public Relations
- ✓ Human Resource Information System (HRIS)
- ✓ Employee Evaluation & Monitoring
- ✓ Security & Internal Discipline
- ✓ Estate, Transport & Vehicles Management

The company takes special care of its employees and values their expertise, innovation and experience through different monetary and non-monetary motivation factors. NESCO Ltd. believes that secure, pleasant, open and frank workplaces are the catalysts of its growth within just 05 years from starting commercial operations. The organization aspires to create an environment for the human capital where they can challenge themselves and succeed, both in the national and international arena. On 30 June 2021, NESCO Ltd. has a total of 2,682 employees, out of them 2,215 employees are regular and 467 employees are outsourcing employees.

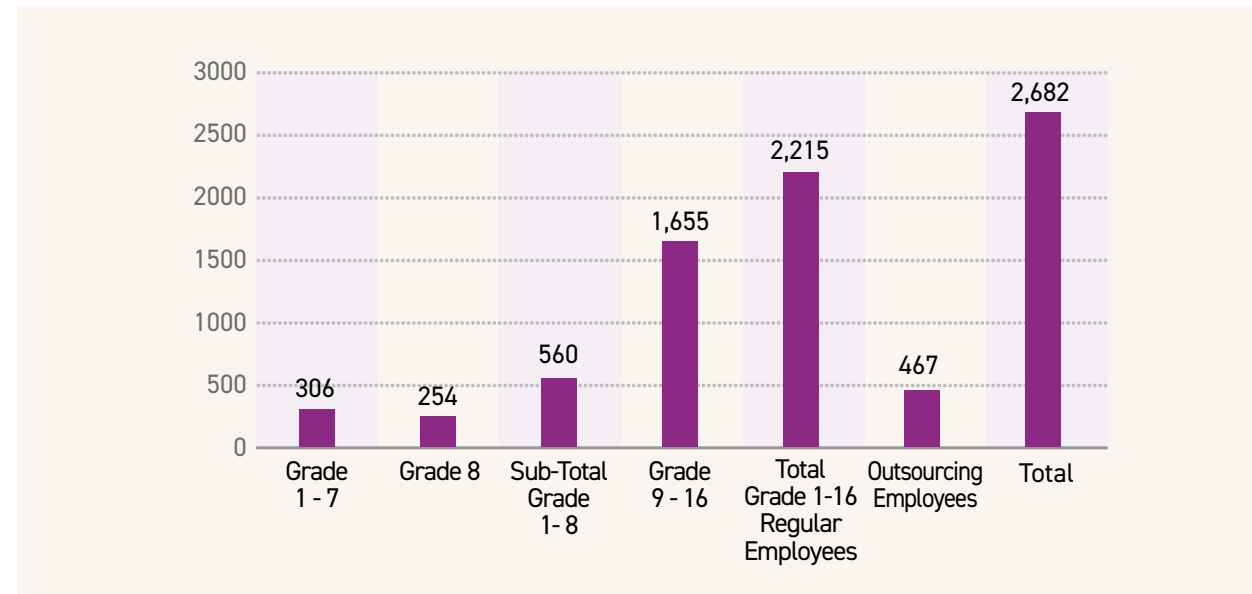


Figure: Number of Regular and Outsourcing Employees of NESCO

NESCO Ltd. is committed to build up a skilled and robust human capital that will enhance the growth of the company along with ensuring customer satisfaction. This is to enable its employees to contribute in achieving the *Economic Development & Initiative* goals of "Vision 2021" and "Vision 2041" of the government.

### Training Programs

NESCO Ltd. has given due emphasis on Human Resource Development through intensive training programs. In order to improve productivity of human input, the company continuously provides generalized and specialized training to its employees at every echelon of operation and management. All aspects of Technical, Administrative and Financial segments have been incorporated into annual training plan. Special emphasis has also been given on Operation & Maintenance of Distribution Network, System Protection, Discipline, Customer Service Excellence, Office Management, Legal & Corporate Affairs, APA, NIS, e-GP, Good Governance, Financial Management and Information Technology.

### Generalized & Specialized Training Programs

NESCO Ltd. has provided 1,37,545 hours of generalized & specialized training on different relevant topics to both its technical and non-technical employees. The topics covered in the training programs throughout the FY have been depicted in the following graph.

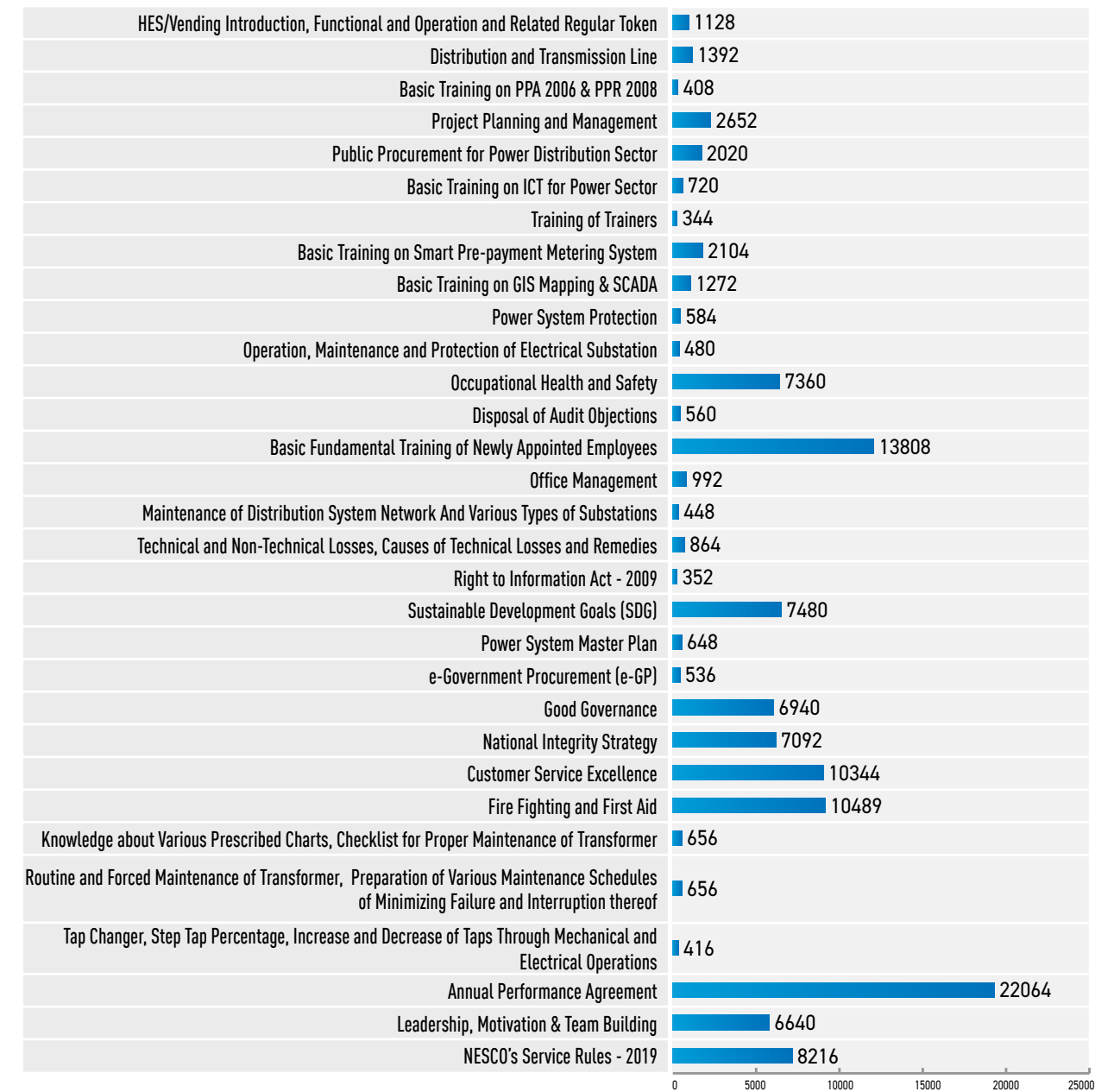


Figure: Training Hours per Generalized/Specialized Topic

## Training by Specialized Training Institutes or Organizations

Training provided to the employees of NESCO Ltd. by other specialized training institutes or organizations has been depicted in the following chart.

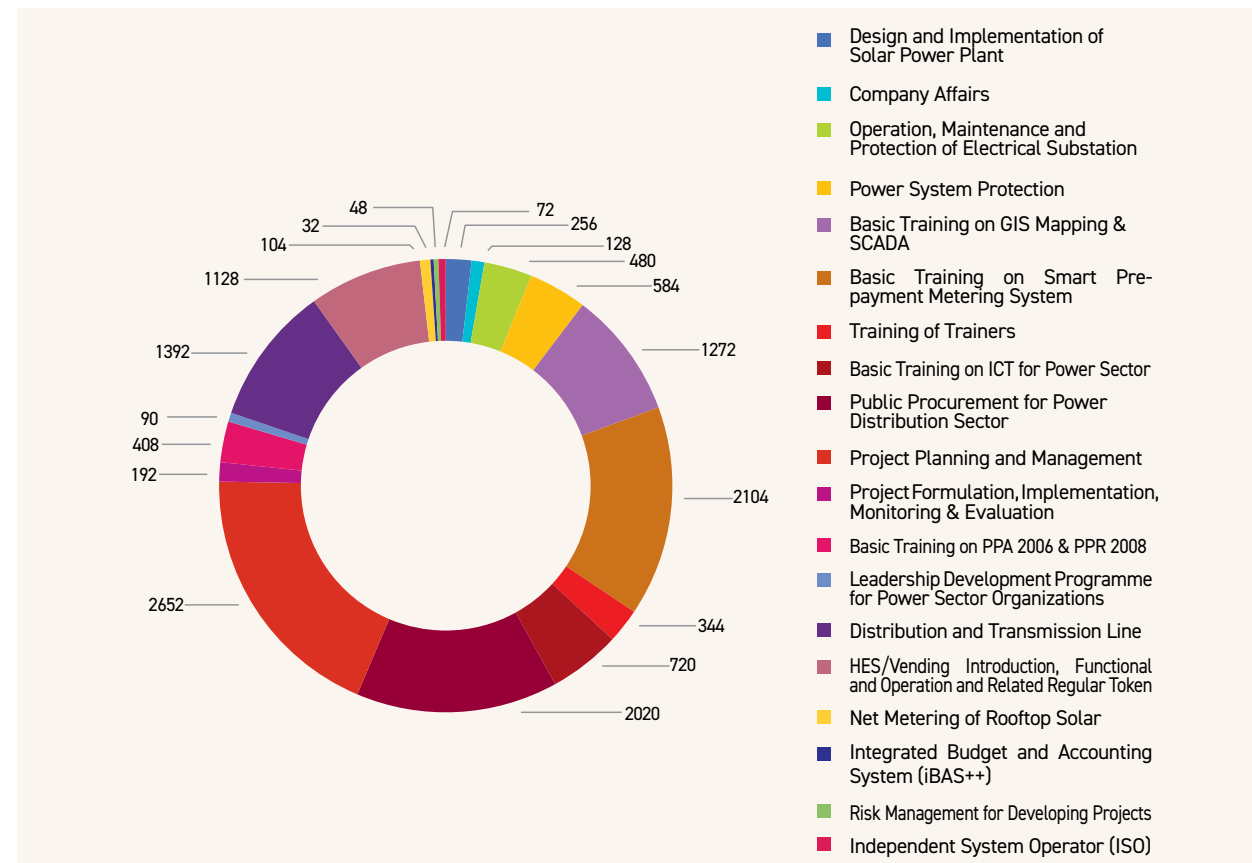
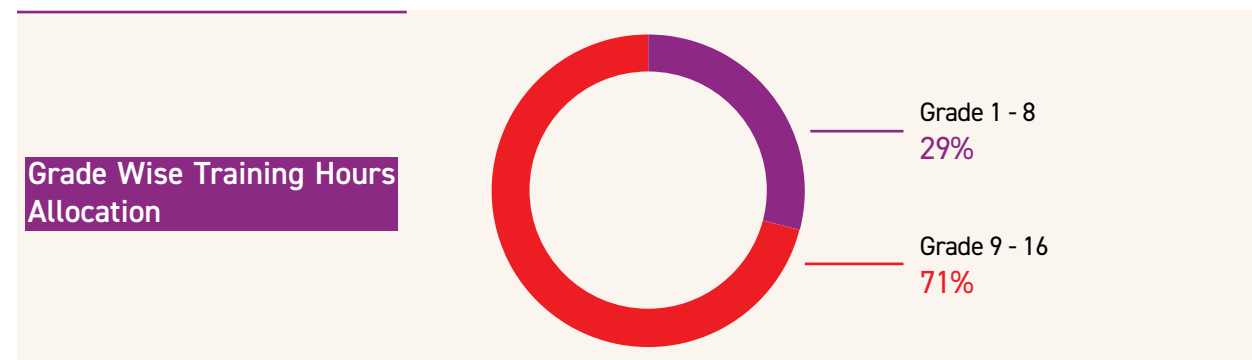


Figure: Trainings Hours per Topic (Conducted by Other Organizations)

NESCO Ltd. continuously provides generalized and specialized training to its employees at every level of operation and management.

## 'Training for All' Program in NESCO

NESCO Ltd. provides training facilities to all employees regardless of grade and designation. The following chart depicts the grade wise distribution of training proportion in the last FY.



## INTERNAL AUDIT

Internal Audit Department of NESCO Ltd. audited 13 S&D including ESU offices and submitted reports to the concern officials. This department also communicated and liaison with the Comptroller and Auditor General (CAG) Office to resolve audit objections and replied as well. A detailed information is given below:

(Amount in Crore)

SL	Nature of Audit	Audit Objection		Broad Sheet Reply No.	Audit Objection Solved		Unsolved Audit Objection	
		No.	Amount (TK)		No.	Amount (TK)	No.	Amount (TK)
1	General	101	255.25	02	84	252.92	17	2.33
2	Advanced	365	237.66	129	66	15.27	299	222.39
3	Annual Reported	78	47.34	60	05	1.13	73	46.21
<b>Grand Total</b>		<b>544</b>	<b>540.26</b>	<b>191</b>	<b>155</b>	<b>269.32</b>	<b>389</b>	<b>270.93</b>

## ONGOING PROJECTS

### "5 LAC SMART PRE-PAYMENT METER INSTALLATION IN NESCO AREA"

The project of '5 lac smart pre-payment meter installation in NESCO area' has been taken up as a part of Digital Bangladesh initiative to solve billing problems, simplify billing system, collect 100% revenue, reduce system loss, simplify load control management and to improve people's living standards.

This project will install 5 lac Smart Pre-Payment Meters in 16 Sales and Distribution Divisions under NESCO within June' 2022. In Fiscal year 2020-21 the target of Installing Smart Pre-Payment Meter was 80,000 nos. The project team has already installed about 86,000 Smart Pre-Payment Meters in various Sales & Distribution Divisions i.e. Rajshahi, Natore, Sirajganj, Chapainawabganj, Nilphamari, Dinajpur and Bogura during this year. The benefits of using smart pre-payment meter are as follows:

- Customer bill-related complaints will be resolved.
- Customers will get a rebate at the rate of 1%.
- No need to save a hard copy of the bills.
- Having the opportunity to pay electricity bill online from anywhere at any time.
- Having the opportunity to receive all the information online, including meter reading and balance.
- No overbilling or underbilling due to online connectivity.
- Even if the balance is exhausted, the power supply on credit will remain active during Government holidays, weekends and except office hours.
- The security deposit is not required in case of new connection and for additional load demand.

## Project progress

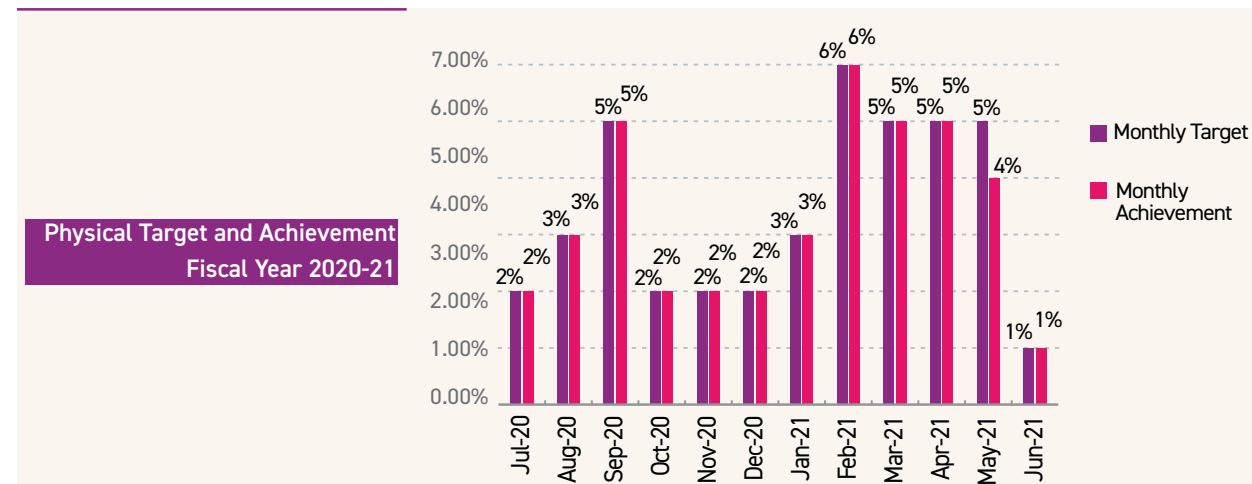
### Progress in the FY 2020-21

- Physical Progress: 40%
- Financial Progress: 15027.77 Lac BDT

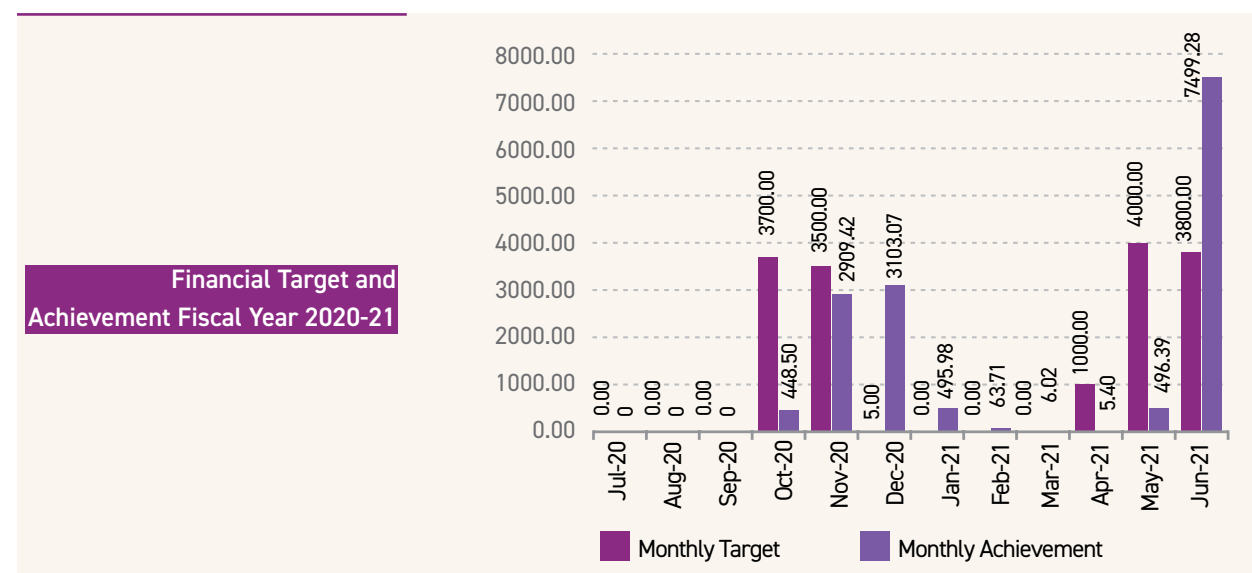
### Cumulative project progress up to June-2021

- Physical Progress: 50.25%
- Financial Progress: 17898.89 (44.8%) Lac BDT

### Physical Target and Achievement of Fiscal Year 2020-21



### Financial Target and Achievement of Fiscal Year 2020-21



Contract signing ceremony for the 2<sup>nd</sup> Package of the 5 lac smart metering project was held on 01 February 2021



Contract signing ceremony for the 3<sup>rd</sup> Package of the 5 lac smart metering project was held on 02 February 2021

### “EXTENSION AND RENOVATION PROJECT OF DISTRIBUTION LINE & SUB-STATION OF RAJSHAHI DIVISION”

1.	<b>Project name</b>	EXTENSION AND RENOVATION PROJECT OF DISTRIBUTION LINE AND SUB-STATION OF RAJSHAHI DIVISION.
2.1	<b>Ministry</b>	Ministry of Power, Energy and Mineral Resources.
2.2	<b>Division</b>	Power Division
2.3	<b>Company</b>	Northern Electricity Supply Company Ltd.
3.0	<b>Brief Description</b>	
3.1	<b>Objective</b>	Ensuring electricity to all and developing socio-economic condition of the people by enhancing electricity distribution system in the project area by 2021, ensuring safe reliable electricity and achieving excellence in customer service by 2030.

3.2	<b>Project Targets</b>	<ul style="list-style-type: none"> <li>→ 33/11 KV New sub-station installation- 3 nos</li> <li>→ 33/11 KV sub-station upgradation and Renovation- 20 nos</li> <li>→ 33 KV New line construction- 137.5 Km</li> <li>→ 33 KV line renovation- 87 Km</li> <li>→ 11 KV new line construction- 447 Km</li> <li>→ 11 KV line renovation- 334 Km</li> <li>→ 11/0.4 KV new line construction- 516 Km</li> <li>→ 11/0.4 KV line renovation- 369 Km</li> <li>→ 0.4 KV new line construction- 942 Km</li> <li>→ 0.4 KV line renovation- 621 Km</li> <li>→ 11/0.4 KV New Distribution Transformer installation- 3400 nos</li> <li>→ Installation of 33 KV Bay and Circuit Breaker of 132/33KV Sub-Station</li> </ul>
3.3	<b>Project Time Frame</b>	<ul style="list-style-type: none"> <li>a) Starting date : 01 January 2019</li> <li>b) Closing date : 30 June 2022</li> </ul>
3.4	<b>Project Estimated Cost (in lac Tk.)</b>	<ul style="list-style-type: none"> <li>a) Total cost : 109132.04</li> <li>b) GOB : 105643.63</li> <li>c) Own fund : 3488.41</li> <li>d) Others : 0.00</li> </ul>

### Project Area

Division	District	City corporation/Pourasava/Upazilla	S & D/ ESU
Rajshahi	Rajshahi	Rajshahi City Corp.	S & D-1, Rajshahi
	Rajshahi	Rajshahi City Corp., Godagari, Poba	S & D-2, Rajshahi
	Rajshahi	Rajshahi City Corp., Tanore, Poba	S & D-3, Rajshahi
	Rajshahi	Rajshahi City Corp.	S & D-4, Rajshahi
	Rajshahi	Rajshahi City Corp., Puthiya, Poba	S & D-5, Rajshahi
	Rajshahi	Tanore	ESU-Tanore
	Rajshahi	Godagari	ESU-Godagari
	Chapainawabganj	Chapainawabganj Sadar	S & D-1, Chapainawabganj
	Chapainawabganj	Chapainawabganj Sadar	S & D-2, Chapainawabganj
	Chapainawabganj	Gomostapur	S & D- Gomostapur, Chapainawabganj
	Natore	Natore Sadar	S & D-Natore
	Naogaon	Naogaon Sadar	S & D-Naogaon
	Pabna	Pabna Sadar	S & D-1, Pabna

Division	District	City corporation/Pourasava/Upazilla	S & D/ ESU
	Pabna	Pabna Sadar	S & D-2, Pabna
	Pabna	Ishwardi	S & D- Ishwardi
	Sirajganj	Sirajganj Sadar	S & D-1, Sirajganj
	Sirajganj	Sirajganj Sadar	S & D-2, Sirajganj
	Bogura	Bogura Sadar, Shahjahanpur	S & D-1, Bogura
	Bogura	Bogura Sadar	S & D-2, Bogura
	Bogura	Bogura Sadar, Kahalu	S & D-3, Bogura
	Bogura	Sherpur	S & D- Sherpur
	Bogura	Shantahar, Akkelpur	S & D- Shantahar
	Bogura	Shibganj	ESU- Shibganj, Bogura
	Bogura	Dupchachiya	S & D- Dupchachiya
	Joypurhat	Joypurhat Sadar	S & D- Joypurhat

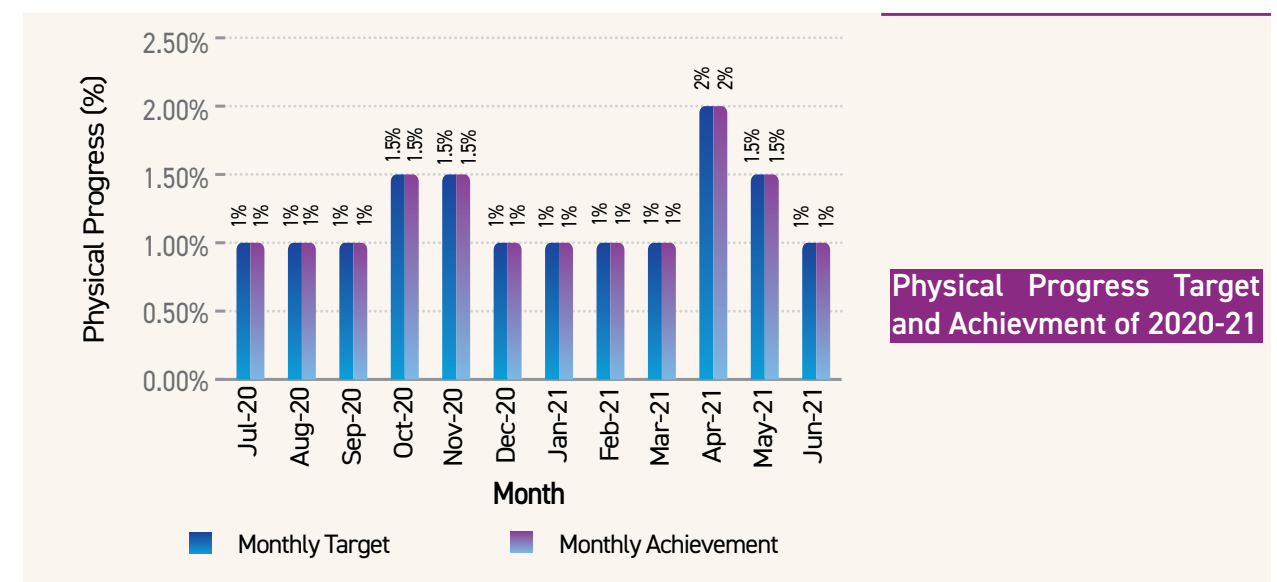
### Overall Project Progress up to June-2021

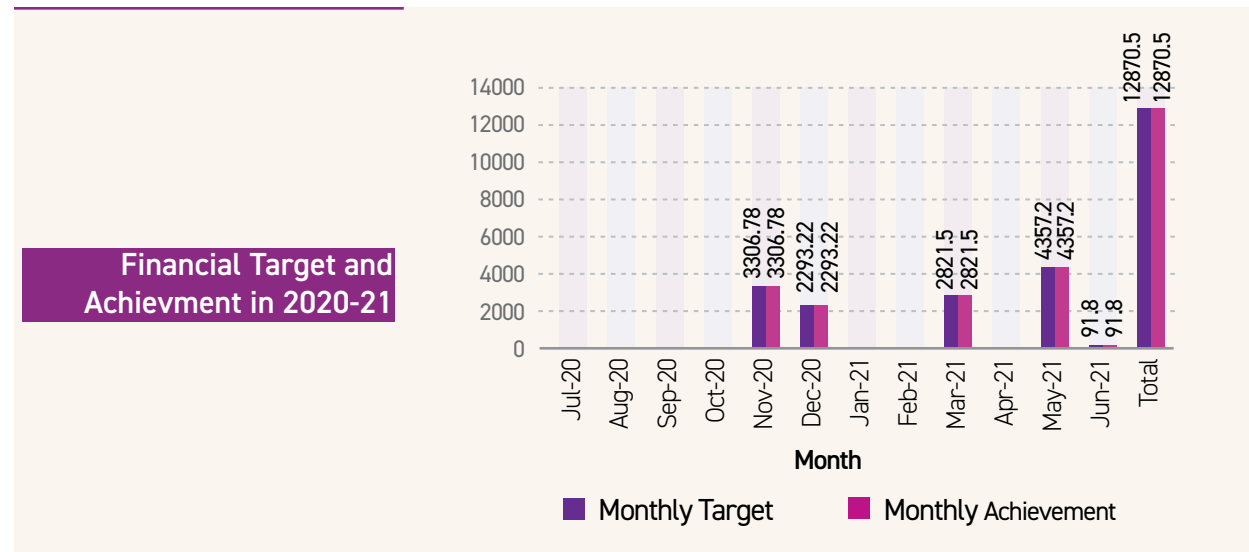
#### Progress in the FY 2020-21

- Physical Progress: 14.5%
- Financial Progress: 12870.50 Lac BDT

#### Cumulative Progress up to June-2021

- Physical Progress: 31.00%
- Financial Progress: 21869.36 Lac BDT





### Project Achievements till June-2021

- 100% electrification of NESCO area under Rajshahi division has been completed within Mujib Shoto Borsho.
- Total various types of electrical pole was erected -13125 nos.
- Total electrical line constructed and renovated 399.6 circuit km.
- Total distribution transformers installed 463 Nos. and there is no overload transformer in the project area.

### “EXTENSION AND RENOVATION PROJECT OF DISTRIBUTION LINE & SUBSTATIONS OF RANGPUR DIVISION”

1.	<b>Project Name</b>	“EXTENSION AND RENOVATION PROJECT OF DISTRIBUTION LINE & SUBSTATIONS OF RANGPUR DIVISION”
2.1	<b>Ministry/Division</b>	Ministry of Power, Energy & Mineral Resources
2.2	<b>Division</b>	Power Division
2.3	<b>Company</b>	Northern Electricity Supply Company (NESCO) Ltd.
3.0	<b>Brief Description</b>	

3.1	<b>Objective</b>	Ensuring electricity to all and developing socio-economic condition of the people by enhancing electricity distribution system in the project area by 2021, ensuring safe reliable electricity and achieving excellence in customer service by 2030.
3.2	<b>Project Targets</b>	<ul style="list-style-type: none"> <li>→ 33/11 KV sub-station upgradation and Renovation- 10 nos .</li> <li>→ 33 KV New line construction- 55 Km</li> <li>→ 33 KV line renovation- 57 Km</li> <li>→ 11 KV new line construction- 585 Km</li> <li>→ 11 KV line renovation- 410 Km</li> <li>→ 11/0.4 KV new line construction- 782 Km</li> <li>→ 11/0.4 KV line renovation- 355 Km</li> <li>→ 0.4 KV new line construction- 1762 Km</li> <li>→ 0.4 KV line renovation- 917 Km</li> <li>→ 11/0.4 KV New Distribution Transformer installation- 4326 nos</li> </ul>
3.3	<b>Project Time Frame</b>	i) Start date : 01 January 2019 ii) Closing date : 30 June 2022
3.4	<b>Project Estimated Cost (in lac Tk.)</b>	Project Estimated Cost (in lac Tk.) : a) Total Cost : 112385.86 b) GOB : 108860.08 c) Own Fund : 3525.78 d) Others : 0.00

### Project Area

Administrative Division	District	City corporation/ Pourasava/ Upazilla	Sales & Distribution Division/ Electric Supply Unit
Rangpur	Rangpur	Rangpur City Corporation	S&D-1, Rangpur
		Rangpur City Corporation	S&D-2, Rangpur
		Rangpur City Corporation	S&D-3, Rangpur
	Lalmonirhat	Lalmonirhat Sadar	S&D-Lalmonirhat
		Patgram	S&D-Patgram
		Kaliganj	S&D-Kaliganj
		Hatibandha	S&D-Hatibandha
	Kurigram	Kurigram sadar	S&D-Kurigram

Administrative Division	District	City corporation/ Pourasava/ Upazilla	Sales & Distribution Division/ Electric Supply Unit
	Gaibandha	Gaibandha Sadar	S&D-1, Gaibandha
		Gaibandha Sadar	S&D-2, Gaibandha
		Gobindoganj	S&D-Gobindoganj
		Polasbari	ESU-Polasbari
	Nilphamari	Nilphamari Sadar	S&D-Nilphamari
		Jaldhaka	ESU-Jaldhaka
		Kisorganj	ESU-Kisorganj
		Domar	S&D-Domar
		Saidpur	S&D-Saidpur
	Dinajpur	Dinajpur Sadar	S&D-1, Dinajpur
		Dinajpur Sadar	S&D-2, Dinajpur
		Parbatipur	ESU-Parbatipur
		Setabganj	ESU-Setabganj
		Fulbari	ESU-Fulbari
	Thakurgaon	Thakurgaon Sadar	S&D-Thakurgaon
	Panchagarh	Panchagarh Sadar	S&D-Panchagarh
		Tetulia	ESU-Tetulia

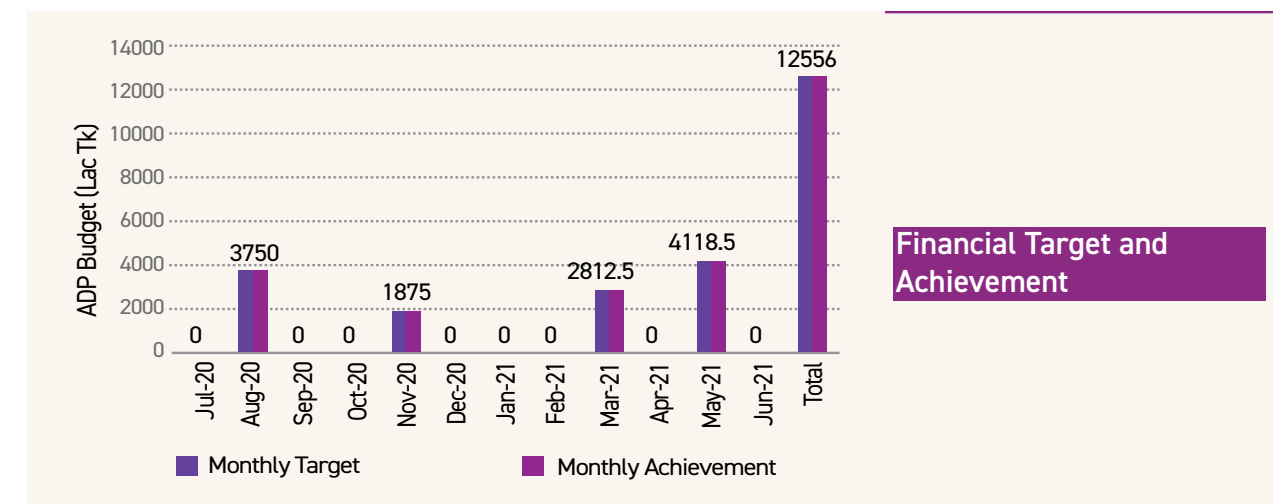
## Project Progress

### Progress of the FY 2020-21:

- Physical Progress: 14%
- Financial Progress: 12556.00 Lac BDT

### Cumulative Progress up to June 2021:

- Physical Progress: 29.98%
- Financial Progress: 20555.26 Lac BDT



## Project Achievements till June-2021

- 100% electrification of NESCO area under Rangpur division has been completed within Mujib Shoto Borsho.
- Total various types of electrical pole was erected - 41305 nos.
- Total electrical line constructed and renovated 831.50 km.
- Total distribution transformers installed 411 nos. and there is no overload transformer in the project area.

## "GIS-BASED MANAGEMENT SYSTEM IN NESCO AREA"

NESCO has a target to bring its distribution network, all equipment and all customers under Geographic Information System (GIS) within 2023. In this regard a project of **Implementation of GIS-based Management System in NESCO area** has been started. Through this project, NESCO's vision is to achieve a digital platform for distribution management system that will ensure quality and reliable power supply

to the customers with integration of GIS and smart distribution system. In future which will reduce SAIDI, SAIFI and other relevant parameters as an outcome of digitalization.

By using load flow analysis software technical and non-technical system loss will be reduced. With other software associated to this project Outage Management Software (OMS) would play the key role for accomplishing the goal of customer satisfaction.

## Project Progress

Survey Component		Raj-1	Pabna-1	Dinajpur-1	Rangpur-3	Bogura-1
Substation	Existing No	2	3	2	1	1
	Survey Done	2	3	2	1	1
33 KV Line	Existing No	2	3	2	1	1
	Survey Done	2	3	2	1	1
11 KV Line	Existing No	11	11	12	8	9
	Survey Done	11	11	12	8	7
LT Line	Existing No	11	11	12	8	9
	Survey Done	11	11	12	8	0
Pole	Existing No	4900	4314	4611	5972	-
	Survey Done	4900	4314	4611	5972	3459
Distribution Transformer	Existing No	185	288	164	177	233
	Survey Done	185	288	164	177	283
Customer	Existing No	36498	32095	36575	25841	40287
	Survey Done	0	28000	0	0	0

## 100% Electrification within "Mujib Borsho"

NESCO was committed to bring electricity to the doorsteps of 100% of the people in all the areas under Northern Electricity Supply Company Ltd. within the "Mujib Borsho".

All grid areas of NESCO have been fully electrified within December'2020 through two running projects of NESCO:

- (1) Extension and Renovation of Distribution Line & Sub-station of Rajshahi Division.
- (2) Extension and Renovation of Distribution Line & Sub-station of Rangpur Division.

For electrification of Off-grid areas under NESCO, a total of 13952 Nos. of Solar Home System have been provided by NESCO from CSR fund.

6240 Nos. of Solar Home System have been provided in two off-grid Islands of Paba Upazila of Rajshahi District, one off-grid Island of Godagari Upazila of Rajshahi District, and one off-grid Island of Chapainawabganj Sadar Upazila of Chapainawabganj District under Rajshahi Zone.

## List of Off-grid Islands of Rajshahi Zone

Name of the Char	Char Ashariadaho	Char Alatuli	Char Majardia	Char Khidirpur
Location	Union : Ashariadaho Upazilla : Godagari District : Rajshahi	Union : Alatuli Upazilla : Chapainawabganj sadar District : Chapainawabganj	Union : Haripur Upazilla : Paba District : Rajshahi	Union : Harian Upazilla : Paba District : Rajshahi
No. of Solar Home System	3302	1306	1137	495

Besides, 7712 Nos. of Solar Home System have been provided in one off-grid Island of Kaliganj Upazila of Lalmonirhat District; 6 off-grid Islands of Hatibandha Upazila of Lalmonirhat District; one off-grid Island of Dimla Upazila of Lalmonirhat District & one off-grid Islands of Patgram Upazila of Lalmonirhat District under Rangpur Zone.

## List of Off-grid Islands of Kaliganj Upazila of Lalmonirhat District of Rangpur Zone

Name of the Char	Char Votemari
Location	Union : Votemari Upazilla : Kaliganj District : Lalmonirhat
No. of Solar Home System	2241

## List of Off-grid Islands of Hatibandha Upazila of Lalmonirhat District of Rangpur Zone

Name of the Char	Char Dawabari	Char Patcapara	Char Sindurna	Char Shaniajan	Char Singimari	Char Gaddimari
Location	Union: Dawabari Upazilla: Hatibandha District: Lalmonirhat	Union: Patcapara Upazilla: Hatibandha District: Lalmonirhat	Union: Sindurna Upazilla: Hatibandha District: Lalmonirhat	Union: Shaniajan Upazilla: Hatibandha District: Lalmonirhat	Union: Singimari Upazilla: Hatibandha District: Lalmonirhat	Union: Gaddimari Upazilla: Hatibandha District: Lalmonirhat
No. of Solar Home System	1582	977	773	503	115	82

## List of Off-grid Islands of Dimla Upazila of Lalmonirhat District of Rangpur Zone

Name of the Char	Char Tepakhoribari
Location	Union : Dimla Tepakhoribari Upazilla : Dimla District : Lalmonirhat
No. of Solar Home System	1299



### List of Off-grid Islands of Patgram Upazila of Lalmonirhat District of Rangpur Zone

Name of the Char	Char Tepakhoribari
Location	Union : Patgram Srirampur Upazilla : Patgram District : Lalmonirhat
No. of Solar Home System	140

### UPCOMING PROJECT

#### “SMART PRE-PAYMENT METER INSTALLATION PROJECT IN NESCO AREA OF RAJSHAHI AND RANGPUR DIVISION”

1.	<b>Project Name</b>	“SMART PRE-PAYMENT METER INSTALLATION PROJECT IN NESCO AREA OF RAJSHAHI AND RANGPUR DIVISION”
2.1	<b>Ministry/Division</b>	Ministry of Power, Energy & Mineral Resources
2.2	<b>Division</b>	Power Division
2.3	<b>Company</b>	Northern Electricity Supply Company (NESCO) Ltd.
3.0	<b>Brief Description</b>	
3.1	<b>Objective</b>	<ul style="list-style-type: none"> <li>→ Ensuring real time billing and eliminating over-billing and under-billing problems.</li> <li>→ Online access and payment opportunity of electricity bill by customers.</li> <li>→ Implementation of load control management and electricity saving from customer level.</li> <li>→ 100% revenue collection and reduction of system loss</li> </ul>
3.2	<b>Project Targets</b>	<ul style="list-style-type: none"> <li>→ Installation of 11,13,608 nos single phase smart pre-payment meter.</li> <li>→ Installation of 86,392 nos 3-phase smart pre-payment meter.</li> <li>→ Installation of 13,619 nos Data Concentrator Unit (DCU).</li> <li>→ Installation of 03 nos of Head End System (HES).</li> <li>→ Licensing of 12 lac smart pre-payment meters for existing Meter Data Management System (MDMS).</li> </ul>
3.3	<b>Project Time Frame</b>	i) Start date : 01 July 2021 ii) Closing date : 30 June 2024
3.4	<b>Project Estimated Cost (in lac Tk.)</b>	Project Estimated Cost (in lac Tk.) : a) Total Cost : 71262.97 b) GOB : 61766.37 c) Own Fund : 9496.60 d) Others : 0.00

### Project Status

The approval of the project proposal is being processed in ECNEC.

#### “SMART DISTRIBUTION SYSTEM IMPLEMENTATION PROJECT IN NESCO AREA”

1.	<b>Project Name</b>	“SMART DISTRIBUTION SYSTEM IMPLEMENTATION PROJECT IN NESCO AREA”
2.1	<b>Ministry/Division</b>	Ministry of Power, Energy & Mineral Resources
2.2	<b>Division</b>	Power Division
2.3	<b>Company</b>	Northern Electricity Supply Company (NESCO) Ltd.
3.0	<b>Brief Description</b>	
3.1	<b>Objective</b>	Ensuring reliable & quality power distribution system in NESCO area and reducing operational & maintenance cost by strengthening the operational efficiency of power distribution network.
3.2	<b>Project Targets</b>	<ul style="list-style-type: none"> <li>→ Installation &amp; commissioning of SAS (Sub-station Automation System) at all 33/11 KV substation.</li> <li>→ Installation of SCADA System Master Station (SSMS).</li> <li>→ Provisioning connectivity between 33/11 KV sub-stations and SSMS Monitoring and controlling of existing &amp; upcoming 33/11 KV substations from SCADA Control Center.</li> <li>→ Maintaining optimal load-based flexible operation.</li> </ul>
3.3	<b>Project Time Frame</b>	i) Start date : 01 January 2022 ii) Closing date : 30 December 2024
3.4	<b>Project Estimated Cost (in lac Tk.)</b>	a) Total Cost : 24108.86 b) GOB : 18076.31 c) Own Fund : 6032.55 d) Others : 0.00

### Project Status

The approval of the project proposal is being processed in ECNEC.

## VOTE OF THANKS

The Board of Directors would like to take the opportunity at the golden jubilee of our independence and birth centenary of the Father of the Nation, Bangabandhu Sheikh Mujibur Rahman, to express heartfelt gratitude for all the cooperation and support we have received from the respected shareholders. The Board of Directors want to extend profound appreciation to the Hon'ble Prime Minister of the People's Republic of Bangladesh, Sheikh Hasina for her insightful and ingenious supervisory guidance. We would also like to express thanks and gratitude to the Hon'ble Advisor to the Prime Minister of Bangladesh for Power, Energy and Mineral Resources Affairs and Hon'ble State Minister of Power, Energy, and Mineral Resources. We would like to extend our thanks to the Respected Secretary, Power Division, as well as the Chairman and Members of the Bangladesh Power Development Board (BPDB).

We would like to express our gratitude and appreciation to the Ministry of Planning, Ministry of Finance, Planning Commission, Ministry of Power, Energy and Mineral Resources (MoPEMR), Power Cell, and other government agencies, as well as all development partners, organizations and companies of power and energy sector, and the independent audit firm for their kind advice, guidance, support and cooperation in ensuring the company's continued success and advancement.

We want to take the opportunity to convey our solemn appreciation for your presence at NESCO's 16<sup>th</sup> Annual General Meeting. Simultaneously, we look forward that you evaluate and accept the Audited Accounts of FY 2020-21, Auditor's Report, and Financial Statements, as well as the Directors' Report.

On behalf of the Board of Directors, once again I would like to thank you all.



**Md. Mohsin Chowdhury**  
Chairman, NESCO Ltd.  
&  
Additional Secretary  
Power Division.



## IMPLEMENTATION OF ANNUAL PERFORMANCE AGREEMENT (APA) WITH POWER DIVISION

In the FY-2020-21 the target and achievement of APA by NESCO Ltd. are as follows:

Sl. No	Key Performance Indicators	Unit	Target	Achievement
01	Construction of Distribution Lines	KM	750	785.55
02	Construction / Capacity enhancement of 33/11 KV Sub-Station	MVA	200	200.06
03	Distribution System Loss	%	10.50	10.48
04	Installation of Net Metering	Nos	20	22
05	System Average Interruption Duration Index (SAIDI)	Minutes	420	411.00
06	System Average Interruption Frequency Index (SAIFI)	Nos.	36	34
07	11 KV Feeder Automated SAIDI-SAIFI	Nos.	5	8
08	Accounts Receivable	Equivalent Month	3.00	2.97
09	e-GP Tendering (under 100 Core)	%	90	100
10	Installation of Smart Pre-Payment Meter	No.	30000	80466
11	New Connection to the Households	No.	60000	1,20,313
12	Collection Bill Ratio	%	96.00	99.45
13	Current Ratio	Ratio	2:1	1.54:1
14	Quick Ratio	Ratio	1.1	1.34:1
15	ADP Implementation (Financial)	%	100	100
16	Accounts Payable	Month	1.50	1.50
17	Power Factor at each Billing Point	%	90	90.67
18	Percentage of Overloaded Transformer	%	0.12	0.12
19	Public Hearing	Nos.	200	250
20	Field Survey & GIS Data Collection	%	50	54
21	SCADA Innovation Feasibility Study	%	40	43
22	Vendor Agreement with BPDB	Date	15.04.2021	13.04.2021

\* e-GP supported all tender has done by e-GP method except turn-key tender and consultant appointment.

## IMPLEMENTATION OF ANNUAL PERFORMANCE AGREEMENT (APA) WITH POWER DIVISION MANDATORY STRATEGIC OBJECTIVE

In the FY-2020-21 the target and achievement of APA by NESCO Ltd. are as follows:

S L. No.	Activities	Name of Performance Indicator	Unit	Target	Achievement
1	1.1 Annual Performance Agreement (APA) Implementation	1.1.1 Website Publication of all Quarterly Report of APA	Number	4	4
		1.1.2 APA Team Meeting Occurrence	Number	12	12
2	1.2 Exchange Of Views With Partners On Integrity / Good Practice	1.2.1 Exchange of views meeting occurrence	Number	4	5
3	1.3 Informing the Recipient / Partner About the Grievance Redress System	1.3.1 Informed Meeting Occurrence	Number	4	4
4	1.4 Informing The Service Recipients About The Service Delivery Promise	1.4.1 Informed Meeting Occurrence	Number	4	4
5	1.5 Update Information Window Regarding Put Forwarding Quarterly Report to the Higher Authority	1.5.1 Sending Quarterly Report	Number	4	4
6	2.1 e-Filing Implementation	2.1.1 Note e-Filing	%	80	86
7	2.2 Launching Digital Service	2.2.1 Launching at a Digital Service	Date	15/2/2021	15/2/2021
8	2.3 Service Facilitation	2.3.1 Implementation of a Simplified Service in the Jurisdiction	Date	25/2/2021	25/2/2021
9	2.4 Provide Training To Employees	2.4.1 Conducting Training for Each Employee	Person/ Hour	50	50
		2.4.2 Conducting Training for 10 <sup>th</sup> Grade or Upper Employee about APA	Number	5	8
10	2.5 APA Implementation Incentives Payment	2.5.1 Giving APA Implementation Incentives to At Least one S&D/Employee	Number	1	1
11	3.1 Annual Procurement Plan Implementation	3.1.1 Purchase according Annual Procurement Plan	%	100	100
12	3.2 Annual development program(ADP)/ Budget Implementation	3.2.1 Annual Development Program (ADP)/Budget implemented	%	100	100
13	3.3 Development of Audit Objection Settlement Activities	3.3.1 Sending the proposal to the ministry for presentation at the tripartite meeting	%	80	98.95
		3.3.2 Audit objections settled	%	50	28.49
14	3.4 Preparation & Updating Of List of Movable and Immovable property	3.4.1 Prepared & updated list of movable and immovable property	Date	15/12/2020	15/12/2020



# Audit report

& Audited financial  
Statements

## INDEPENDENT AUDITOR'S REPORT

### To the Shareholders of Northern Electricity Supply Company Limited (NESCO)

#### Report on the Audit of the Financial Statements

#### Qualified Opinion

We have audited the financial statements of Northern Electricity Supply Company Limited (NESCO)(the Company), which comprise the Statement of Financial Position as at June 30, 2021, Statement of Profit or Loss and Other Comprehensive Income, Statement of Changes in Equity and Statement of Cash Flows for the year then ended, and notes to the financial statements, including a summary of significant accounting policies and other explanatory information disclosed in notes 1 to 39 & Annexure- A,B,C,D,E & F.

In our opinion, except for the effects of the matter described in the basis for Qualified opinion section of our report, the accompanying financial statements present fairly, in all material respects, the financial position of the company as at June 30, 2021, and its financial performance and its cash flows for the year then ended in accordance with International Financial Reporting Standards (IFRSs), the Companies Act 1994 and other applicable laws and regulations.

#### Basis for Qualified Opinion

- As disclosed in note # 1.3 of the Financial Statements, Company's assets consist of assets mainly acquired from BPDB as per statement of assets & liabilities as on 30.09.2016 annexed with the provisional Vendor's Agreement vide Contract No.: 10610 dated 24-06-2021 and addition of assets procured by NESCO till to the reporting date. Assets acquired from BPDB were based on a provisional vendor's agreement excluding land related with assets.  
As per para 18 of IFRS 3, Business Combination "the acquirer shall measure the identifiable assets acquired and the liabilities assumed at their acquisition date fair values," but no valuation report for determination of such fair values was produced to us for our verification rather the assets were accounted for at book value instead of fair value;
- The Company did not calculate and give the effect of Deferred Tax as per IAS -12 in the financial statements;
- During the year the Company charged bad & doubtful debt expenses of Tk. 138,426,525 on Accounts Receivables calculated on lump sum basis for which Board Resolution as well as approval of BPDB has not been given. In the last year the bad & doubtful debt expenses on Account Receivables were charged on lump sum basis;
- As disclosed in note# 32 of the financial statements, NESCO has made provision for expenses of Tk. 335,514,841 for Electricity Bill L.P.S (Late Payment Surcharge) against

BPDB's bill no. 6173551 dated 12.07.2021 of Tk. 1,342,059,364.i.e The company has made a short provision of Tk. 1,006,544,523. If the company could keep provision for expenses for whole amount as per BPDB's Bill (Claim), the profit of the company would have been reduced by Tk. 1,006,544,523.

- The company has maintained WPPF from the year 2018-19 and an amount of Tk.4,247,364 and Tk. 10,348,431 were made Provision for WPPF for the year 2018-19 and 2019-20 respectively. The cumulative provision for WPPF stands Tk. 14,622,795 as on 30.06.2020. As per the Bangladesh Labour Law, 2006 and the amendment, 2013, particularly section 234 and 242 of the said law: the company shall have to distribute Tk. 11,698,237(Two-thirds of the total amount Tk.7,798,824 deposit in the Participation Fund in every year shall be distributed in equal proportion to all [beneficiaries] in cash, and the remaining one-third amount Tk. 3,899,412 shall be invested in accordance with the provisions) among all the eligible workers of the company equally and the rest of the amount i.e. Tk. 2,924,559 has to be paid proportionately to (i) Welfare Fund and (ii) Workers Welfare Foundation Fund established under section 14 of the Bangladesh Workers Welfare Foundation Act 2006. But the company distributed only Tk. 3,337,575 to the workers and the other compliances of those sections of Bangladesh Labour Law, 2006 are yet to be complied with.

We conducted our audit in accordance with International Standards on Auditing (ISAs). Our responsibilities under those standards are further described in the Auditors' Responsibilities for the Audit of the Financial Statements section of our report. We are independent of the Company in accordance with the International Ethics Standards Board for Accountants' Code of Ethics for Professional Accountants (IESBA Code) together with the ethical requirements that are relevant to our audit of the financial statements in Bangladesh, and we have fulfilled our other ethical responsibilities in accordance with the IESBA Code. We believe that the audit evidence we have obtained is sufficient and appropriate to provide a basis for our qualified opinion.

#### Key Audit Matters

Key audit matters are those matters that, in our professional judgment, were of most significance in our audit of the financial statements of the current period. Those matters were addressed in context of our audit of the financial statements as a whole, and in forming our opinion thereon, and we do not provide a separate opinion on these matters. For each matter below, our description of how our audit addressed the matter is produced in the context.

Risk	Our response to the risk
<b>Property, Plant &amp; Equipment</b>	
The carrying value of Property, Plant & Equipment as at 30 June 2021 was BDT 13,990,047,397.	Our audit procedures to assess the carrying value of Property, Plant & Equipment included the following:

Risk	Our response to the risk
<p>There are a number of areas where management judgment impacts the carrying value of Property, Plant &amp; Equipment and the related depreciation profiles. These include:</p> <ul style="list-style-type: none"> <li>→ Determining which costs meet the criteria for capitalization;</li> <li>→ The estimation of economic useful lives and residual values assigned to Property, Plant &amp; Equipment.</li> </ul> <p>We identified the carrying value of Property, Plant &amp; Equipment as a key audit matter because of the high level of management judgment involved and because of its significance to the financial statements.</p>	<ul style="list-style-type: none"> <li>→ assessing the design, implementation and operating effectiveness of key internal controls over the completeness, existence and accuracy of Property, Plant &amp; Equipment, including the key internal controls over the estimation of useful economic lives and residual values;</li> <li>→ assessing, on a sample basis, costs capitalized during the year by comparing the costs capitalized with the relevant underlying documentation, which included purchase agreements and invoices, and assessing whether the costs capitalized met the relevant criteria for capitalization; and</li> <li>→ Evaluating management's estimation of useful economic lives and residual values by considering our knowledge of the business.</li> </ul>

See note no. 3.00 of the financial statements.

#### Inventories (Stock and Stores)

<p>The NESCO had Inventories (Stock and Stores) of BDT 1,602,746,693 as at 30 June 2021.</p> <p>The Inventories (Stock and Stores) was a key audit matter because of some significance risk. These include:</p> <ul style="list-style-type: none"> <li>→ Purchase authorization;</li> <li>→ Availability of store for Inventories (Stock and Stores) and process of stocking;</li> <li>→ Existence of Inventories (Stock and Stores) in warehouses; and</li> <li>→ Disbursement/ delivery of Inventories (Stock and Stores).</li> </ul>	<p>Our audit procedures included, among others, the following:</p> <ul style="list-style-type: none"> <li>→ Evaluated and selected systems and processes for Inventories (Stock and Stores) and tested a sample of key controls for establishing volumes and cost;</li> <li>→ Evaluated the stocking process in the selected stores and undertook our own test of control;</li> <li>→ Tested, on a sample basis, stocks of Inventories (Stock and Stores) to confirming existence by physical verification in warehouse; and</li> <li>→ Evaluated the authorization for Inventories (Stock and Stores).</li> </ul>
---	--

See note no. 5.00 of the financial statements.

Risk	Our response to the risk
<p><b>Accounts Receivables</b></p> <p>The carrying value of Accounts Receivables as at 30 June 2021 was BDT 6,607,408,558. Accounts Receivables was a key audit matter because of some significance risk. These include:</p> <ul style="list-style-type: none"> <li>→ Timely collection of carrying value of Accounts Receivables;</li> <li>→ Controlling process of Accounts Receivables; and</li> <li>→ Presentation of accurate information in the financial statements.</li> </ul>	<p>For Accounts Receivables our key audit procedures included the following:</p> <ul style="list-style-type: none"> <li>→ Obtaining an understanding of NESCO Ltd.'s credit sales and other related control procedures and assessing the design, implementation and operating effectiveness of key internal controls over granting of credit sale;</li> <li>→ Evaluating the receivable calculations, agreeing the data inputs and checking the mathematical accuracy of the calculation;</li> <li>→ Obtained balance confirmation for accounts receivables on sample basis;</li> <li>→ We obtained a list of outstanding receivables;</li> </ul>

See note no. 6.00 of the financial statements.

#### Short-Term Investment

<p>At the end of the year NESCO Ltd. reported total closing balance of Short-Term Investment was amounting BDT 2,871,589,276.</p> <p>Short Term Investment was a key audit matter because of some significance risk. These include:</p> <ul style="list-style-type: none"> <li>→ Proper selection of Financial Institution for investing to FDR;</li> <li>→ Considering FDR interest rate;</li> <li>→ Obtaining FDR original instruments;</li> <li>→ Calculation of interest receivable for fair presentation in the Financial Statements.</li> </ul> <p>We identified the closing balance of Short Term Investment as a key audit matter because of the high level of management judgment involved and because of its significance to the financial statements.</p>	<p>We performed a number of audit procedures for investment in Bank (FDR) and existence. The procedure includes among others, the followings:</p> <ul style="list-style-type: none"> <li>→ Determining the existence of the investments by physical verification of the original FDR instruments;</li> <li>→ Evaluated the selection processes of financial institution for investing in bank (FDR);</li> <li>→ Evaluated and recalculated the appropriateness of the interest receivable and others; and</li> <li>→ Finally assessed the appropriateness and presentation of disclosures against relevant accounting standards.</li> </ul>
--	---

See note no. 9.00 of the financial statements.

## Reporting on Other Information

Management is responsible for the other information. The other information comprises all of the information in the Annual report other than the financial statements and our auditors' report thereon. The directors are responsible for the other information.

Our opinion on the financial statements does not cover the other information and we do not express any form of assurance conclusion thereon.

In connection with our audit of the financial statements, our responsibility is to read the other information and, in doing so, consider whether the other information is materially inconsistent with the financial statements or our knowledge obtained in the audit or otherwise appears to be materially misstated.

If, based on the work we have performed, we conclude that there is a material misstatement of this other information; we are required to report that fact. We have nothing to report in this regard.

Responsibilities of Management and Those Charged with Governance for the Financial Statements and Internal Controls

Management is responsible for the preparation and fair presentation of the financial statements in accordance with IFRSs, the Companies Act 1994, the Securities and Exchange Rules 1987 and other applicable laws and regulations and for such internal control as management determines is necessary to enable the preparation of financial statements that are free from material misstatement, whether due to fraud or error.

In preparing the financial statements, management is responsible for assessing the Company's ability to continue as a going concern, disclosing, as applicable, matters related to going concern and using the going concern basis of accounting unless management either intends to liquidate the Company or to cease operations, or has no realistic alternative but to do so.

Those charged with governance are responsible for overseeing the Company's financial reporting process.

## Auditor's Responsibilities for the Audit of the Financial Statements

Our objectives are to obtain reasonable assurance about whether the financial statements as a whole are free from material misstatement, whether due to fraud or error, and to issue an auditor's report that includes our opinion. Reasonable assurance is a high level of assurance, but is not a guarantee that an audit conducted in accordance with ISAs will always detect a material misstatement when it exists. Misstatements can arise from fraud or error and are considered material if, individually or in the aggregate, they could reasonably be expected to influence the economic decisions of users taken on the basis of these financial statements.

As part of an audit in accordance with ISAs, we exercise professional judgment and maintain professional skepticism throughout the audit. We also:

- ◆ Identify and assess the risks of material misstatement of the financial statements, whether due to fraud or error, design and perform audit procedures responsive to those risks, and obtain audit evidence that is sufficient and appropriate to provide a basis for our opinion.

The risk of not detecting a material misstatement resulting from fraud is higher than for one resulting from error, as fraud may involve collusion, forgery, intentional omissions, misrepresentations, or the override of internal control.

- ◆ Obtain an understanding of internal control relevant to the audit in order to design audit procedures that are appropriate in the circumstances.
- ◆ Evaluate the appropriateness of accounting policies used and the reasonableness of accounting estimates and related disclosures made by management.
- ◆ Conclude on the appropriateness of management's use of the going concern basis of accounting and, based on the audit evidence obtained, whether a material uncertainty exists related to events or conditions that may cast significant doubt on the Company's ability to continue as a going concern. If we conclude that a material uncertainty exists, we are required to draw attention in our auditor's report to the related disclosures in the financial statements or, if such disclosures are inadequate, to modify our opinion. Our conclusions are based on the audit evidence obtained up to the date of our auditor's report. However, future events or conditions may cause the Company to cease to continue as a going concern.
- ◆ Evaluate the overall presentation, structure and content of the financial statements, including the disclosures, and whether the financial statements represent the underlying transactions and events in a manner that achieves fair presentation.
- ◆ We communicate with those charged with governance regarding, among other matters, the planned scope and timing of the audit and significant audit findings, including any significant deficiencies in internal control that we identify during our audit.

We also provide those charged with governance with a statement that we have complied with relevant ethical requirements regarding independence, and to communicate with them all relationships and other matters that may reasonably be thought to bear on our independence, and where applicable, related safeguards.

From the matters communicated with those charged with governance, we determine those matters that were of most significance in the audit of the financial statements of the current period and are therefore the key audit matters. We describe these matters in our auditor's report unless law or regulation precludes public disclosure about the matter or when, in extremely rare circumstances, we determine that a matter should not be communicated in our report because the adverse consequences of doing so would reasonably be expected to outweigh the public interest benefits of such communication.

## Report on other Legal and Regulatory Requirements

In accordance with the Companies Act 1994, we also report that:

- a. We have obtained all the information and explanations which to the best of our knowledge and belief were necessary for the purpose of our audit and made due verification thereof;
- b. In our opinion, proper books of accounts, records and other statutory books as required by law have been kept by the Company so far as it appeared from our examinations of those books;

- c. The Statement of Financial Position, Statement of Comprehensive Income, Statement of Changes in Equity and Statement of Cash Flows of the Company together with the annexed notes dealt with by the report are in agreement with the books of account and returns; and
- d. The expenditure was incurred for the purpose of the Company's business.

Dated: Dhaka  
13 October 2021

Signed for and on behalf of  
**Aziz Halim Khair Choudhury**  
Chartered Accountants  
  
Signed by:  
**Md. Aftab Uddin Ahmed FCA**  
Senior Partner  
ICAB Enrollment # 804  
DVC: 2110070804AS419678

**Northern Electricity Supply Company Limited**  
(An Enterprise of Bangladesh Power Development Board)  
**Statement of Financial Position**  
As at June 30, 2021


Figures in Tk.

Particulars	Notes	2021	2020 (Restated)	2020 (Audited)
<b>ASSETS:</b>				
<b>Non-Current Assets</b>		<b>20,211,817,602</b>	<b>14,166,186,108</b>	<b>11,459,897,358</b>
Property, Plant & Equipment	3.00	13,990,047,397	14,088,503,334	11,382,214,584
Project in Process	4.00	6,221,770,205	77,682,774	77,682,774
<b>Current Assets</b>		<b>13,109,534,629</b>	<b>13,462,297,540</b>	<b>12,738,286,290</b>
Inventories (Stock and Stores)	5.00	1,602,746,693	1,582,599,504	1,223,999,504
Accounts Receivable	6.00	6,607,408,558	6,521,972,639	6,156,561,389
Other Receivables	7.00	90,455,793	124,014,006	124,014,006
Advance, deposits and prepayments	8.00	146,450,014	121,012,797	121,012,798
Short Term Investment	9.00	2,871,589,276	3,028,163,694	3,028,163,694
Cash and Cash Equivalents	10.00	1,790,884,294	2,084,534,899	2,084,534,899
<b>Total Assets</b>		<b>33,321,352,231</b>	<b>27,628,483,650</b>	<b>24,198,183,649</b>
<b>EQUITY AND LIABILITIES:</b>				
<b>Equity</b>		<b>12,581,811,628</b>	<b>8,768,492,579</b>	<b>5,338,192,579</b>
Share capital	11.00	999,900	999,900	999,900
BPDB's Equity	12.00	11,772,400,000	11,772,400,000	8,342,100,000
Govt's Equity (Projects)	13.00	3,635,736,600	-	-
Retained Earnings/(Loss)		(2,827,324,872)	(3,004,907,321)	(3,004,907,321)
<b>Non-Current Liabilities</b>		<b>12,237,022,928</b>	<b>10,756,092,555</b>	<b>10,756,092,555</b>
Loan from BPDB	14.00	74,981,134	74,981,134	74,981,134
GoB. Loan (not yet due)	12.00	1,009,500,000	1,009,500,000	1,009,500,000
GoB. Loan (Project)	15.00	2,423,824,400	-	-
Foreign Loan (not yet due)	12.00	2,205,500,000	2,205,500,000	2,205,500,000
Gratuity Fund	16.00	653,016,022	463,843,149	463,843,149
Other Payables to BPDB	17.00	5,870,201,371	7,002,268,272	7,002,268,272
<b>Current Liabilities</b>		<b>8,502,517,677</b>	<b>8,103,898,515</b>	<b>8,103,898,515</b>
Security Deposit	18.00	1,690,100,685	1,517,190,928	1,517,190,928
Fund for Employee's APA Bonus	19.00	285,201,753	339,622,174	339,622,174
Accounts Payables- BPDB and PGCB	20.00	4,538,138,693	4,887,252,499	4,887,252,499
Accounts Payable- Contractors & Supplier	21.00	324,899,350	300,114,873	300,114,873
Accounts Payable- Others	22.00	278,917,629	52,711,778	52,711,778
Deposit Work	23.00	1,139,505,252	983,408,769	983,408,770
Liabilities for Expenses	24.00	509,904,797	368,744,718	368,744,718
Provision for WPPF	25.00	28,367,047	14,622,797	14,622,797
Provision for Income Tax	26.00	247,875,582	163,219,666	163,219,666
Clearing Accounts Balances	Annex-B	(540,393,110)	(522,989,687)	(522,989,687)
<b>Total Equity and Liabilities</b>		<b>33,321,352,231</b>	<b>27,628,483,650</b>	<b>24,198,183,649</b>

The annexed notes 1 to 39 and Annexure 'A to F' form an integral part of these financial statements.

  
Deputy General Manager (Accounts)

  
Managing Director

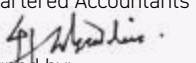
  
Convener-Finance Committee

  
Executive Director (Finance)

  
Chairman

Signed in terms of our separate report of even date annexed.

Dated: Dhaka  
13 October 2021

Signed for and on behalf of  
**Aziz Halim Khair Choudhury**  
Chartered Accountants  
  
Signed by:  
**Md. Aftab Uddin Ahmed FCA**  
Senior Partner  
ICAB Enrollment # 804  
DVC: 2110070804AS419678



**Northern Electricity Supply Company Limited**  
(An Enterprise of Bangladesh Power Development Board)  
**Statement of Profit or Loss and Other Comprehensive Income**  
For the year ended June 30, 2021

Figures in Tk.

Particulars	Notes	2021	2020 (Restated)	2020 (Audited)
<b>Revenue from Operations</b>		<b>27,100,374,868</b>	<b>23,907,407,225</b>	<b>23,907,407,225</b>
Energy Sales	27.00	26,665,656,654	23,579,723,636	23,579,723,636
Other Operating Income	35.00	434,718,214	327,683,589	327,683,589
<b>Less: Cost of Energy Sales</b>		<b>22,603,701,447</b>	<b>19,515,683,781</b>	<b>19,515,683,781</b>
Energy Purchase	28.00	21,412,728,820	18,461,231,733	18,461,231,733
Wheeling & Transmission Charge	29.00	1,190,972,627	1,054,452,048	1,054,452,048
<b>Gross Profit</b>		<b>4,496,673,422</b>	<b>4,391,723,443</b>	<b>4,391,723,443</b>
<b>Less: Operating &amp; Administrative Expenses</b>		<b>4,303,562,570</b>	<b>4,356,207,369</b>	<b>4,356,207,369</b>
Distribution Operating Expenses	30.00	2,255,581,975	2,394,688,137	2,394,688,137
Distribution Maintenance Expenses	31.00	102,429,376	131,129,185	131,129,185
General Administrative Expenses	32.00	1,270,008,479	640,466,877	640,466,877
General Maintenance Expenses	33.00	7,339,288	7,038,642	7,038,642
Bad & Doubtful Debts	34.00	138,426,525	667,768,740	765,211,740
Depreciation (Operating)	Annex-A	445,998,588	437,149,393	360,625,393
Depreciation (Non Operating)	Annex-A	83,778,338	77,966,394	57,047,394
<b>Profit/(Loss) from Operations</b>		<b>193,110,852</b>	<b>35,516,075</b>	<b>35,516,075</b>
<b>Add: Non Operating Income/(Expenses)</b>		<b>165,607,469</b>	<b>181,800,987</b>	<b>181,800,987</b>
Interest Expenses	36.00	(133,571,306)	(174,053,626)	(174,053,626)
Other Non Operating Income	37.00	59,000,901	72,942,320	72,942,320
Interest Income	38.00	240,177,874	282,912,293	282,912,293
<b>Profit/(Loss) before Contribution to WPPF</b>		<b>358,718,321</b>	<b>217,317,062</b>	<b>217,317,061</b>
Less: Contribution to WPPF (5% on Profit before tax)		17,081,825	10,348,432	10,348,432
<b>Profit/(Loss) before Tax</b>		<b>341,636,496</b>	<b>206,968,630</b>	<b>206,968,630</b>
Provision of Income Tax	39.00	163,054,147	141,794,727	141,794,727
<b>Profit/(Loss) after Tax</b>		<b>178,582,349</b>	<b>65,173,903</b>	<b>65,173,903</b>

The annexed notes 1 to 39 and Annexure -A to F' form an integral part of these financial statements.

  
Deputy General Manager (Accounts)  
  
Managing Director

  
Convener-Finance Committee

  
Executive Director (Finance)  
  
Chairman

Signed in terms of our separate report of even date annexed.

Dated: Dhaka  
13 October 2021


Signed for and on behalf of  
**Aziz Halim Khair Choudhury**  
Chartered Accountants  
  
Signed by:  
**Md. Aftab Uddin Ahmed FCA**  
Senior Partner  
ICAB Enrollment # 804  
DVC: 2110070804AS419678

**Northern Electricity Supply Company Limited**  
(An Enterprise of Bangladesh Power Development Board)  
**Statement of Changes in Equity**  
As at June 30, 2021

Particulars	Share Capital	Govt's Equity (Projects)	BPDB Equity	Retained Earnings	Total
<b>Balance as on July 01, 2019</b>	<b>999,900</b>	<b>-</b>	<b>8,342,100,000</b>	<b>(3,070,081,224)</b>	<b>5,273,018,676</b>
Profit/(loss) during the year	-	-	-	65,173,903	65,173,903
<b>Balance as on June 30, 2020</b>	<b>999,900</b>	<b>-</b>	<b>8,342,100,000</b>	<b>(3,004,907,321)</b>	<b>5,338,192,579</b>
<b>Balance as on July 01, 2020</b>	<b>999,900</b>	<b>-</b>	<b>8,342,100,000</b>	<b>(3,004,907,321)</b>	<b>5,338,192,579</b>
Add/ Less: Prior year Adjustment for depreciation up to 2019	-	-	-	(267,968,250)	(267,968,250)
Add/ Less: Prior year Adjustment for Bad & Doubtful Debts up to 2019	-	-	-	267,968,250	267,968,250
Add/ Less: Prior year Adjustment	-	-	3,430,300,000	-	3,430,300,000
<b>Restated Opening Balance</b>	<b>999,900</b>	<b>-</b>	<b>11,772,400,000</b>	<b>(3,004,907,321)</b>	<b>8,768,492,579</b>
Add:Govts Equity during the year	-	3,635,736,600	-	-	3,635,736,600
Add: Cash Dividend 2019-20	-	-	-	(999,900)	(999,900)
Profit/(loss) during the Month	-	-	-	178,582,349	178,582,349
<b>Balance as on June 30, 2021</b>	<b>999,900</b>	<b>3,635,736,600</b>	<b>11,772,400,000</b>	<b>(2,827,324,872)</b>	<b>12,581,811,628</b>

  
Deputy General Manager (Accounts)

  
Managing Director

  
Convener-Finance Committee

  
Executive Director (Finance)

  
Chairman

**Northern Electricity Supply Company Limited**  
(An Enterprise of Bangladesh Power Development Board)

**Statement of Cash Flows**  
For the year ended June 30, 2021

Figures in Tk.

Particulars	2021	2020 (Restated)
<b>Cash flows from operating activities</b>		
Net profit/(loss) after Tax	178,582,349	65,173,903
<b>Adjustment to net profit/(loss):</b>		
Depreciation	529,776,927	515,115,787
Increase/(Decrease) in Liability for Expenses	141,160,079	(495,143,057)
Increase/(Decrease) in Accounts Payables- BPDB and PGCB	(349,113,806)	1,031,190,781
Increase/(Decrease) in Accounts Payable- Contractors & Supplier	24,784,477	260,666,271
Increase/(Decrease) in Accounts Payable- Others	226,205,850	47,944,900
Increase/(Decrease) in Other payables to BPDB	(1,132,066,901)	(1,051,468,985)
Increase/(Decrease) in Deposit Work	156,096,482	131,554,800
Increase/(Decrease) in Security Deposit	172,909,756	149,202,751
Increase/(Decrease) in Fund For Employees APA Bonus	(54,420,421)	159,622,174
Increase/(Decrease) in Gratuity	189,172,874	195,688,735
(Increase)/ Decrease in Accounts Receivables	(85,435,919)	467,989,308
(Increase)/ Decrease in Other Receivables	33,558,213	(37,396,903)
(Increase)/ Decrease in Stores and stock	(20,147,189)	(588,064,729)
(Increase)/ Decrease in Advance, deposit and prepayment	(25,437,217)	(24,969,235)
(Increase)/ Decrease in Clearing Accounts	(17,403,422)	(912,163,035)
(Increase)/ Decrease in WPPF	13,744,250	10,348,433
(Increase)/ Decrease in Provision for Income Tax	84,655,916	141,794,727
<b>A. Net Cash (used)/provided operating activities</b>	<b>66,622,297</b>	<b>67,086,626</b>
<b>Cash flows from investing activities</b>		
Acquisition of fixed assets	(431,320,990)	(3,107,060,381)
Short Term Investments	156,574,418	(42,878,051)
Project in Process	(6,144,087,431)	(77,682,774)
<b>B. Net Cash used in investing activities</b>	<b>(6,418,834,003)</b>	<b>(3,227,621,206)</b>
<b>Cash flows from financing activities:</b>		
BPDB's Equity	-	3,430,300,000
Govt's Equity (Projects)	3,635,736,600	-
GoB. Loan (Project)	2,423,824,400	-
Cash Dividend	(999,900)	-
<b>C. Net Cash generated in financing activities</b>	<b>6,058,561,100</b>	<b>3,430,300,000</b>
<b>Increase/(Decrease) in cash and cash equivalent (A+B+C)</b>	<b>(293,650,606)</b>	<b>269,765,420</b>
Cash and cash equivalent at beginning of the year	2,084,534,899	1,814,769,479
<b>Cash and Cash equivalent at end of the year ( As per Note: 10)</b>	<b>1,790,884,294</b>	<b>2,084,534,899</b>

  
Deputy General Manager (Accounts)

  
Managing Director

  
Convener-Finance Committee

  
Executive Director (Finance)

  
Chairman

**Northern Electricity Supply Company Limited**  
(An Enterprise of Bangladesh Power Development Board)

**Notes of the Financial Statements**  
For the Year ended 30 June 2021

**1. Legal Status & Nature of the Company. Signature Accounting Policies and other Relevant Information:**

**1.1 Legal Status:**

Northern Electricity Supply Company Limited (NESCO) was incorporated as a public Limited Company by shares, on 03 August, 2005 with Authorized Capital of TK.2,500,000,000.00 divided into 25,000,000 ordinary shares of Tk.100 each and paid up Capital of TK. 999,900.00 divided into 9,999 ordinary shares of Tk.100 each per share. It is an Enterprise of Bangladesh Power Development Board (BPDB).

**1.1.1 Principal Activities:**

The main objective of the Company is to distribute quality electricity to its customers effectively and efficiently. NESCO started its commercial operations from 01 October 2016 in Rajshahi & Rangpur Division area as per Govt. decision vide order no বিদ্যুৎ, জ্বালানি ও খনিজসম্পদ মন্ত্রণালয়এর স্মারক নং-২৭.০০.০০০০.০৮৮.৯৯.০০৬.১৬.৩৩৬, তারিখঃ২০.০৯.২০১৬.

**1.2 Basis of Accounting:**

The Financial Statements have been prepared on historical cost convention in accordance with International Financial Reporting Standards (IFRSs), except where otherwise mentioned, and are in compliance with the relevant requirements of the Companies Act, 1994, the Securities and Exchange Rules 1987 and other applicable laws and regulations.

**1.3 Property, Plant & Equipment:**

Valuation of Property, Plants & Equipment purchased by NESCO

All properties handed over by Bangladesh Power Development Board (BPDB) vide order no বিদ্যুৎ, জ্বালানি ও খনিজসম্পদ মন্ত্রণালয়এর স্মারকনং-২৭.০০.০০০০.০৮৮.৯৯.০০৬.১৬.৩৩৬, তারিখঃ২০.০৯.২০১৬. after ০১.১০.২০১৬ Some Plant& equipment purchased by NESCO Ltd are recorded at cost considering its purchase price and any directly attributable cost of bringing the assets to working condition for intended use inclusive of inward freight, duties and non-returnable taxes. Provisional Vender agreement was signed on 24 June 2021 by Bangladesh Power Development Board (BPDB) and NESCO Ltd.

**1.4. Depreciation:**

**1.4.1** Depreciation is charged at straight line method at rates varying from 3% to 10% depending on category and economic life of the Assets as under: NESCO Charged depreciation average 6 Month basis for addition amount of current year.

Categories	Rate (%)
Land & Land Development	Nil
Building & Others	3%
Computer and Equipment	10%
Furniture	10%
Distribution line and 'Electric Equipment	3%
Motor Vehicles	10%

**1.4.2** Full year's depreciation is charged on assets which handed over by BPDB and acquired assets during the year depreciation is charged average six months' basis as procured in the whole year.

## 1.5 Stores & Spares:

Stores & Spares have been started at the lower of cost and net realizable in accordance with IAS 2 "inventories" after making due allowance for any obsolete or slow moving items. The cost of inventories is assigned by using weighted average cost method.

## 2. Significant Accounting Policies and Basis for preparation of Financial Statements:

### 2.1 Statement of Compliance

The Financial Statements of NESCO have been prepared in accordance with the International Accounting Standards (IASs) and International Financial Reporting Standards (IFRSs), Companies Act 1994, and other applicable Laws and Regulations.

### 2.2 Measurement bases used in preparing the Financial Statements

The financial statements have been prepared based on the accrual basis of accounting following going concern assumption and prepared under the historical cost convention.

### 2.3 Functional and Presentational Currency

The financial statements are prepared in Bangladesh Taka (Tk.), which is the company's currency. All financial information presented in Taka has been rounded off to the nearest integer.

### 2.4 Components of Financial Statements:

According to International Accounting Standard (IAS)-1, "presentation of financial statements" the complete set of financial statements includes the following components:

- (i) Statement of Financial Position
- (ii) Statement of Profit or Loss and Other Comprehensive Income
- (iii) Statement of Changes in Equity and
- (iv) Statement of Cash Flows
- (v) Notes to the Financial Statements.

### 2.5 Cash and Cash Equivalents:

Cash comprises of cash at banks. IAS-1 "presentation of financial statement provides that cash and cash equivalents are not restricted in use. Cash in hand and bank balances have been considered as cash and cash equivalents.

### 2.6 Revenue Recognition:

- (a) The Company recognizes revenue of energy on issue of bills to the customers for consumption of energy, demand charge, service charge, meter and transformer rent.
- (b) Other operating income arising from connection / disconnection fees, bills against materials, meter-testing, LPC (Late Payment Surcharge) etc. are recognized on cash basis.
- (c) Interest on short -term deposits (STD) and FDR's with banks is recognized as income on accrual basis.

### 2.7 Statement of Cash Flows:

Statement of Cash Flows is prepared principally in accordance with IAS 7 "Statement of Cash Flows" and the cash flow from operating activities has been presented under the indirect method as required by the Securities and Exchange Rules 1987 and considering the provisions that Enterprises are encouraged to Report Cash Flows from Operating Activities using the "Indirect Method".

### 2.8 Accounts Receivable:

Accounts Receivable for energy stated at realizable amount.

### 2.9 Related Party Transaction:

The "related party" as per IAS -24 is Bangladesh Power Development Board (BPDB).

### 2.10 Earning per shares:

**(a) Basic Earning per shares (BEPS):** Basic Earnings per share has been calculated by dividing the earning attributable to the number of shares (ordinary) outstanding during the year. However, neither the "GOB Equity" nor the "Share Deposit" amounts have been considered for determining BEPS and no shares have been allotted against these receipts. BEPS calculation has been showing note no.11.01.

**(b) Diluted Earnings Per Share:** No diluted Earnings per share was required to be calculated for the year under review as there is no scope for dilution of Earnings per share for the year.

### 2.11 Retirement Benefit Plants:

#### (a) Contributory Provident Fund

The company maintains a Contributory Provident Fund (CPF) recognized by the National Board of Revenue (NBR). The employees contribute 10% of their basic salary and the company also contributes equivalent amount in the said fund. The fund is managed and operated by a Board of Trustees. The net earnings of the fund are apportioned to the Fund member's accounts at the end of the year.

#### (b) Gratuity

The company maintains a Gratuity Fund under the Gratuity Scheme, the company pays to a retired employee having completed at least 3(three) years of service, at the rate of two and half month's last drawn basic salary for every completed year of service. The company pays to the fund for the liability of the end of each year considering the number of years of service of employees eligible under the scheme.

**(c) Group Insurance:** Company has Group Insurance policy.

### 2.12 Taxation: Company's ETIN registration (e-TIN No: 328135896520) received July-17, 2018.

### 2.13 VAT: Company's BIN registration (BIN No: 001293137-1101) received October 01, 2019.

### 2.14 Reporting Period:

The accounting year of the company covers the year ended from 1 July 2020 to 30 June 2021.

### 2.15 Date of authorization:

These financial statements have been authorized for issue by the Board of Directors of the Company on October 13 October 2021.

### 2.16 General

- i. Figures shown in the accounts have been rounded off to the nearest taka.
- ii. These notes form an integral part of the annexed financial statements and accordingly are to be read in conjunction therewith.
- iii. Figures of previous year have been re-arranged whenever necessary to confirm to current year's presentation.

## Northern Electricity Supply Company Limited

(An Enterprise of Bangladesh Power Development Board)

### Notes of the Financial Statements

For the Year ended 30 June 2021

Figures in Tk.

Notes	Particulars	As At 30 June 2021	As at 2020 (Restated)	As at 2020 (Audited)
<b>3.00</b>	<b>Property, Plant &amp; Equipment Cost (A)</b>			
	Opening Balance	16,126,554,589	13,054,854,589	12,751,525,960
	Add: Addition during the year	431,320,990	3,071,700,000	303,328,629
		16,557,875,579	16,126,554,589	13,054,854,589
	Less: Prior year Adjustment	-	-	-
	<b>Closing Balance</b>	<b>16,557,875,579</b>	<b>16,126,554,589</b>	<b>13,054,854,589</b>
	<b>Accumulated Depreciation (B)</b>			
	Opening Balance	2,038,051,255	1,254,967,218	1,254,967,218
	Add: Prior year depreciation adjustment up to 2019	-	267,968,250	-
	Add: Charged during the year	529,776,927	515,115,787	417,672,787
		2,567,828,182	2,038,051,255	1,672,640,005
	Less: Adjustment during the Year	-	-	-
	<b>Closing Balance</b>	<b>2,567,828,182</b>	<b>2,038,051,255</b>	<b>1,672,640,005</b>
	<b>Written Down Value ( WDV)</b>	<b>13,990,047,397</b>	<b>14,088,503,334</b>	<b>11,382,214,584</b>
<b>3.01</b>	<b>Details of property, plant &amp; equipment and depreciation are shown in "Annexure-A &amp; Prior year " Annexure-A/1, A/2, A/3, A/4"</b>			
<b>4.00</b>	<b>Project in Process</b>			
	Opening Cash balance	77,682,774	-	-
	Add: Fund Received	6,144,207,560	81,361,959	81,361,959
		6,221,890,335	81,361,959	81,361,959
	Less: Closing Cash Balance	120,129	3,679,185	3,679,185
	<b>Closing balance</b>	<b>6,221,770,205</b>	<b>77,682,774</b>	<b>77,682,774</b>
<b>5.00</b>	<b>Inventories (Stock &amp; Stores)</b>			
	Opening Balance	1,582,599,504	1,223,999,504	994,534,775
	Add: Addition during the year	111,940,244	358,600,000	311,267,426
		1,694,539,748	1,582,599,504	1,305,802,201
	Less: Consumption during the year	91,793,055	-	81,802,697
	<b>Closing balance</b>	<b>1,602,746,693</b>	<b>1,582,599,504</b>	<b>1,223,999,504</b>
<b>6.00</b>	<b>Accounts Receivable</b>			
	Accounts Receivable- Customers(6.01)	6,607,408,558	6,521,972,639	6,156,561,389
<b>6.01</b>	<b>Accounts Receivable- Customers</b>			
	Opening Balance	7,620,769,324	6,989,961,947	6,989,961,947
	Add: Addition during the year	26,665,656,654	23,579,723,636	23,579,723,636
		34,286,425,978	30,569,685,583	30,569,685,583
	Less: Collection during the year	26,441,794,210	22,948,916,259	22,948,916,259
	<b>Closing balance</b>	<b>7,844,631,768</b>	<b>7,620,769,324</b>	<b>7,620,769,324</b>

## Northern Electricity Supply Company Limited

(An Enterprise of Bangladesh Power Development Board)

### Notes of the Financial Statements

For the Year ended 30 June 2021

Figures in Tk.

Notes	Particulars	As At 30 June 2021	As at 2020 (Restated)	As at 2020 (Audited)
	<b>Less: Provision for bad debt</b>			
	Opening balance	1,098,796,685	698,996,195	698,996,195
	Provision made during the year	138,426,525	667,768,740	765,211,740
	Less: Prior year Adjustment up to 2019	-	267,968,250	-
	<b>Closing balance</b>	<b>1,237,223,210</b>	<b>1,098,796,685</b>	<b>1,464,207,935</b>
	<b>Net Accounts Receivable-Customers</b>	<b>6,607,408,558</b>	<b>6,521,972,639</b>	<b>6,156,561,389</b>
<b>7.00</b>	<b>Other Receivables</b>			
	Interest Receivable from FDR (7.01)	90,455,793	124,014,006	124,014,006
<b>7.01</b>	<b>Interest Receivable from FDR</b>			
	Opening Balance	124,014,006	86,617,103	86,617,103
	Add: Addition during the year	90,455,793	124,014,006	124,014,006
		214,469,799	210,631,109	210,631,109
	Less: Collection during the year	124,014,006	86,617,103	86,617,103
	<b>Closing balance</b>	<b>90,455,793</b>	<b>124,014,006</b>	<b>124,014,006</b>
<b>8.00</b>	<b>Advance deposits &amp; prepayments</b>			
	Tax deducted at source(8.01)	65,742,226	38,256,593	38,256,594
	Security for Telephone (8.02)	18,650	18,650	18,650
	Advance to Contractors and Suppliers (8.03)	6,992,217	6,932,000	6,932,000
	Advance to Employees(8.04)	24,491,860	24,611,860	24,611,860
	Temporary Advances(8.05)	11,957,061	13,945,694	13,945,694
	Advance to house Rent.	648,000	648,000	648,000
	Prepaid Rent.	36,600,000	36,600,000	36,600,000
	<b>Total</b>	<b>146,450,014</b>	<b>121,012,797</b>	<b>121,012,798</b>
<b>8.01</b>	<b>Tax deducted at source</b>			
	Opening balance	38,256,594	15,899,891	15,899,891
	Add: Addition during the year	27,485,632	22,356,702	22,356,702
		65,742,226	38,256,593	38,256,594
	Less: Adjustment during the year	-	-	-
	<b>Closing balance</b>	<b>65,742,226</b>	<b>38,256,593</b>	<b>38,256,594</b>
<b>8.02</b>	<b>Security for Telephone .</b>			
	Opening balance	18,650	18,650	18,650
	Add: Addition during the year	-	-	-
		18,650	18,650	18,650
	Less: Adjustment during the year	-	-	-
	<b>Closing balance</b>	<b>18,650</b>	<b>18,650</b>	<b>18,650</b>

## Northern Electricity Supply Company Limited

(An Enterprise of Bangladesh Power Development Board)

### Notes of the Financial Statements

For the Year ended 30 June 2021

Figures in Tk.

Notes	Particulars	As At 30 June 2021	As at 2020 (Restated)	As at 2020 (Audited)
<b>8.03</b>	<b>Advance to Contractors and Suppliers</b>			
	Opening balance	6,932,000	5,366,000	5,366,000
	Add: Addition during the year	60,217	1,850,000	1,850,000
		<b>6,992,217</b>	<b>7,216,000</b>	<b>7,216,000</b>
	Less: Adjustment during the year	-	284,000	284,000
	<b>Closing balance</b>	<b>6,992,217</b>	<b>6,932,000</b>	<b>6,932,000</b>
<b>8.04</b>	<b>Advance to Employees</b>			
	Opening balance	24,611,860	32,369,095	32,369,095
	Add: Addition during the year	1,220,848	3,770,965	3,770,965
		<b>25,832,708</b>	<b>36,140,060</b>	<b>36,140,060</b>
	Less: Adjustment during the year	1,340,848	11,528,200	11,528,200
	<b>Closing balance</b>	<b>24,491,860</b>	<b>24,611,860</b>	<b>24,611,860</b>
<b>8.05</b>	<b>Temporary Advances</b>			
	Opening balance	13,945,694	5,141,926	5,141,926
	Add: Addition during the year	43,441,514	59,208,379	59,208,379
		<b>57,387,208</b>	<b>64,350,305</b>	<b>64,350,305</b>
	Less: Adjustment during the year	45,430,147	50,404,611	50,404,611
	<b>Closing balance</b>	<b>11,957,061</b>	<b>13,945,694</b>	<b>13,945,694</b>
<b>9.00</b>	<b>Short Term Investment</b>			
	<b>FDR</b>	<b>2,219,894,517</b>	<b>2,709,550,390</b>	<b>2,709,550,390</b>
	AB Bank Ltd	-	487,156,375	487,156,375
	BASIC Bank Ltd.	1,271,493,928	820,943,097	820,943,097
	Bangladesh Commerce Bank Ltd.	1,750,000	-	-
	Bangladesh Development Bank Ltd.	-	226,385,844	226,385,844
	First Security Islami Bank Ltd	216,712,622	177,436,643	177,436,643
	IDLC Finance Ltd	21,425,000	20,000,000	20,000,000
	IPDC Finance Ltd	20,000,000	-	-
	Janata Bank Ltd.	10,146,407	1,379,533	1,379,533
	Mercantile Bank Ltd	-	33,782,150	33,782,150
	Midland Bank Ltd	-	9,400,000	9,400,000
	Modhumoti Bank Ltd.	-	87,902,981	87,902,981
	National Bank Ltd	-	30,930,000	30,930,000
	ONE Bank Ltd	-	53,600,000	53,600,000
	Premier Bank Ltd	-	191,719,525	191,719,525
	Rupali Bank Ltd.	677,366,560	548,914,242	548,914,242
	NRB Global Bank Ltd	1,000,000	-	-
	Trust Bank Ltd	-	20,000,000	20,000,000

## Northern Electricity Supply Company Limited

(An Enterprise of Bangladesh Power Development Board)

### Notes of the Financial Statements

For the Year ended 30 June 2021

Figures in Tk.

Notes	Particulars	As At 30 June 2021	As at 2020 (Restated)	As at 2020 (Audited)
	<b>FDR for Gratuity</b>	<b>651,694,759</b>	<b>318,613,304</b>	<b>318,613,304</b>
	BASIC Bank Ltd.	235,222,278	167,404,833	167,404,833
	Bangladesh Development Bank Ltd.	241,117,520	-	-
	First Security Islami Bank Ltd	83,139,398	-	-
	Janata Bank Ltd.	33,942,795	-	-
	Rupali Bank Ltd.	411,368	97,425,471	97,425,471
	Trust Bank Ltd	57,861,400	53,783,000	53,783,000
	<b>Total</b>	<b>2,871,589,276</b>	<b>3,028,163,694</b>	<b>3,028,163,694</b>
<b>10.00</b>	<b>Cash and Cash Equivalent</b>			
	Cash in Hand (Petty Cash)	765,500	705,500	705,500
	Cash at Banks ( 10.01)	1,790,118,794	2,083,829,399	2,083,829,399
		<b>1,790,884,294</b>	<b>2,084,534,899</b>	<b>2,084,534,899</b>
<b>10.01</b>	<b>SND &amp; CD Accounts with Banks</b>			
	Cash in Bank-Local Collection Account	1,435,211,648	1,870,776,464	1,870,776,464
	Cash in Bank-Miscellaneous Collection Account	23,453,084	13,878,487	13,878,487
	Cash in Bank-Customers Security Deposit Account	20,950,281	14,347,365	14,347,365
	Cash in Bank-Regional Accounting Office	35,242,119	58,940,906	58,940,906
	Cash in Bank-Regional Collection Account	46,244,745	57,486,005	57,486,005
	Cash in Bank- Regional Miscellaneous Collection Account	7,110,355	848,659	848,659
	Cash in Bank-Regional Customers Security Deposit Account	2,319,056	1,263,711	1,263,711
	Cash in Bank- Deposit Account	10,816,998	16,553,378	16,553,378
	Cash at Bank -Central Bank Account(SPC)	202,384,863	43,942,116	43,942,116
	Cash In Hand-Central Customers Security Deposit Account	755,014	967,681	967,681
	Cash In Hand-Revenue Misc.	1,289,452	338,907	338,907
	Cash In Hand-Deposits Works	4,026,660	3,028,318	3,028,318
	Cash In Hand-Meter Account	314,519	1,457,403	1,457,403
		<b>1,790,118,794</b>	<b>2,083,829,399</b>	<b>2,083,829,399</b>
<b>11.00</b>	<b>Share Capital</b>			
	Authorized Capital			
	2,50,00,000 Ordinary Share capital@tk 100 each	<b>2,500,000,000</b>	<b>2,500,000,000</b>	<b>2,500,000,000</b>

## Northern Electricity Supply Company Limited

(An Enterprise of Bangladesh Power Development Board)

### Notes of the Financial Statements

For the Year ended 30 June 2021

Figures in Tk.

Notes	Particulars	As At 30 June 2021	As at 2020 (Restated)	As at 2020 (Audited)
	Subscribed & paid up capital			
	9,999 Ordinary Share capital@tk 100 each	999,900	999,900	999,900
<b>11.01</b>	<b>Basic Earning per share (EPS) Disclosure Under IAS 33" Earning per share"</b>			
	(A) Net Profit after Tax	178,582,349	65,173,903	65,173,903
	(B) Weighted Avg. Number of Ordinary Shares Outstanding	9,999	9,999	9,999
	<b>(C) BEPS ( A/B)</b>	<b>17,860</b>	<b>6,518</b>	<b>6,518</b>
<b>11.02</b>	<b>Composition of shareholding:</b>			
	The composition of Share holding position as of June 30, 2021 is as follows:			
		No of share holders	Number of share	% of share Capital
	Particular			% of share Capital
	Bangladesh Power Development Board (BPDB)	1	9,991	99.92%
	Others	8	8	0.08%
	<b>Total</b>	<b>9</b>	<b>9,999</b>	<b>100.00%</b>
<b>11.03</b>	<b>Diluted Earning Per Share</b>			
	No diluted earnings per share is required to be calculated as there was no scope for dilatation during the year			
<b>12.00</b>	<b>BPDB Equity</b>			
	Opening balance	15,853,400,000	12,423,100,000	12,423,100,000
	Add: Addition during the year	-	-	-
	Add: Prior year adjustment	-	3,430,300,000	-
		<b>15,853,400,000</b>	<b>15,853,400,000</b>	<b>12,423,100,000</b>
	Less: BPDB'S Liabilities	4,081,000,000	4,081,000,000	4,081,000,000
	Closing balance	<b>11,772,400,000</b>	<b>11,772,400,000</b>	<b>8,342,100,000</b>
<b>A</b>	<b>Assets:</b>			
	Building	827,600,000	445,300,000	382,300,000
	Plant and Machinery	13,995,900,000	2,550,800,000	11,445,100,000
	Vehicles	133,200,000	114,100,000	19,100,000
	Furniture and fixture	76,300,000	(38,500,000)	114,800,000
	Stores	820,400,000	358,600,000	461,800,000
	Total Assets	<b>15,853,400,000</b>	<b>3,430,300,000</b>	<b>12,423,100,000</b>
<b>B.</b>	<b>Liabilities</b>			
	Customer Security Deposits	866,000,000	866,000,000	866,000,000
	Govt loan (not yet due )	1,009,500,000	1,009,500,000	1,009,500,000

## Northern Electricity Supply Company Limited

(An Enterprise of Bangladesh Power Development Board)

### Notes of the Financial Statements

For the Year ended 30 June 2021

Figures in Tk.

Notes	Particulars	As At 30 June 2021	As at 2020 (Restated)	As at 2020 (Audited)
	Foreign Loan (not yet due)	2,205,500,000	2,205,500,000	2,205,500,000
	<b>Total Liabilities</b>	<b>4,081,000,000</b>	<b>4,081,000,000</b>	<b>4,081,000,000</b>
	<b>Note:</b> As per provisional vender agreement by Bangladesh Power Development Board (BPDB) and NESCO Ltd.			
<b>13.00</b>	<b>Govt's Equity (Projects)</b>			
	Smart Prepayment Metering Project	1,090,260,000	-	-
	Extension & Renovation of Rajshahi Division	1,312,161,600	-	-
	Extension & Renovation of Rangpur Division	1,233,315,000	-	-
	<b>Total Govt's Equity</b>	<b>3,635,736,600</b>	<b>-</b>	<b>-</b>
<b>14.00</b>	<b>Loan From BPDB</b>			
	Janata Bank Ltd ( A.Gani Road Br.)	10,470,250	10,470,250	10,470,250
	Agrani Bank Ltd ( WAPDA Branch)	8,743,250	8,743,250	8,743,250
	Agrani Bank Ltd ( WAPDA Branch)	16,124,700	16,124,700	16,124,700
	Pubali Bank Ltd (Dhaka branch.)	23,804,057	23,804,057	23,804,057
	AB Bank Ltd (Dhaka branch.)	6,838,777	6,838,777	6,838,777
	Addition for the year-2016-2017	10,000,000	10,000,000	10,000,000
		<b>75,981,034</b>	<b>75,981,034</b>	<b>75,981,034</b>
	Less: Adjusted with share capital	999,900	999,900	999,900
	<b>Closing balance</b>	<b>74,981,134</b>	<b>74,981,134</b>	<b>74,981,134</b>
<b>15.00</b>	<b>Govt's Loan (Projects)</b>			
	Smart Prepayment Metering Project	726,840,000	-	-
	Extension & Renovation of Rajshahi Division	874,774,400	-	-
	Extension & Renovation of Rangpur Division	822,210,000	-	-
	<b>Total Govt's Loan</b>	<b>2,423,824,400</b>	<b>-</b>	<b>-</b>
<b>16.00</b>	<b>Gratuity</b>			
	Opening balance	463,843,149	268,154,414	268,154,414
	Add: During the year	200,254,541	195,688,735	195,688,735
		<b>664,097,690</b>	<b>463,843,149</b>	<b>463,843,149</b>
	Less: Adjustment during the year	11,081,668	-	-
	<b>Closing balance</b>	<b>653,016,022</b>	<b>463,843,149</b>	<b>463,843,149</b>
<b>17.00</b>	<b>Other Payables to BPDB</b>			
	<b>This has been made as per Vendor Agreement:</b>			
	Cash and cash equivalents	-	1,097,468,272	1,097,468,272

## Northern Electricity Supply Company Limited

(An Enterprise of Bangladesh Power Development Board)

### Notes of the Financial Statements

For the Year ended 30 June 2021

Figures in Tk.

Notes	Particulars	As At 30 June 2021	As at 2020 (Restated)	As at 2020 (Audited)
	Accounts Receivables	5,609,501,371	5,644,100,000	5,644,100,000
	Advance to Employee	219,100,000	219,100,000	219,100,000
	Advance to Contractor	5,000,000	5,000,000	5,000,000
	Prepaid and Deposit	36,600,000	36,600,000	36,600,000
	<b>Closing balance</b>	<b>5,870,201,371</b>	<b>7,002,268,272</b>	<b>7,002,268,272</b>
<b>18.00</b>	<b>Security Deposit</b>			
	Customers(18.01)	1,668,400,873	1,491,991,061	1,491,991,061
	Contractors and Suppliers (18.02)	21,699,812	25,199,867	25,199,867
	<b>Total</b>	<b>1,690,100,685</b>	<b>1,517,190,928</b>	<b>1,517,190,928</b>
<b>18.01</b>	<b>Security Deposit-Customers</b>			
	Customer Security Deposits of BPDB	866,000,000	866,000,000	866,000,000
	Customer Security Deposits of NESCO	468,203,467	468,203,467	468,203,467
		<b>1,334,203,467</b>	<b>1,334,203,467</b>	<b>1,334,203,467</b>
	Last Year Addition	157,787,594	-	-
	Addition during the year	177,229,811	157,860,794	157,860,794
		<b>1,669,220,873</b>	<b>1,492,064,261</b>	<b>1,492,064,261</b>
	Adjustment during the year	820,000	73,199	73,199
	<b>Closing balance</b>	<b>1,668,400,873</b>	<b>1,491,991,061</b>	<b>1,491,991,061</b>
<b>18.02</b>	<b>Security Deposit-Contractors and Suppliers</b>			
	Opening balance	25,199,867	33,784,710	33,784,710
	Addition during the year	44,658,214	27,088,256	27,088,256
		<b>69,858,081</b>	<b>60,872,966</b>	<b>60,872,966</b>
	Adjustment during the year	48,158,269	35,673,099	35,673,099
	<b>Closing balance</b>	<b>21,699,812</b>	<b>25,199,867</b>	<b>25,199,867</b>
<b>19.00</b>	<b>Fund For Employees APA Bonus</b>			
	Opening Balance	339,622,174	180,000,000	180,000,000
	Addition during the year	10,000,000	173,600,988	173,600,988
		<b>349,622,174</b>	<b>353,600,988</b>	<b>353,600,988</b>
	Payment during the year	64,420,421	13,978,814	13,978,814
	<b>Closing balance</b>	<b>285,201,753</b>	<b>339,622,174</b>	<b>339,622,174</b>
<b>20.00</b>	<b>Accounts Payables-BPDB and PGCB</b>			
	Electricity purchase-BPDB (20.01)	4,226,324,936	4,558,756,666	4,558,756,666
	Wheeling charge-PGCB (20.02)	311,813,757	328,495,832	328,495,832

## Northern Electricity Supply Company Limited

(An Enterprise of Bangladesh Power Development Board)

### Notes of the Financial Statements

For the Year ended 30 June 2021

Figures in Tk.

Notes	Particulars	As At 30 June 2021	As at 2020 (Restated)	As at 2020 (Audited)
	<b>Closing balance</b>	<b>4,538,138,693</b>	<b>4,887,252,499</b>	<b>4,887,252,499</b>
<b>20.01</b>	<b>Electricity purchase-BPDB</b>			
	Opening balance	4,558,756,666	3,769,076,334	3,769,076,334
	Addition during the year	21,747,193,475	18,461,231,733	18,461,231,733
		<b>26,305,950,141</b>	<b>22,230,308,067</b>	<b>22,230,308,067</b>
	Payment during the year	22,079,625,205	17,671,551,401	17,671,551,401
	<b>Closing balance</b>	<b>4,226,324,936</b>	<b>4,558,756,666</b>	<b>4,558,756,666</b>
<b>20.02</b>	<b>Wheeling charge-PGCB</b>			
	Opening balance	328,495,832	86,985,384	86,985,384
	Addition during the year	1,162,311,567	1,001,729,446	1,001,729,446
		<b>1,490,807,399</b>	<b>1,088,714,829</b>	<b>1,088,714,829</b>
	Payment during the year	1,178,993,642	760,218,997	760,218,997
	<b>Closing balance</b>	<b>311,813,757</b>	<b>328,495,832</b>	<b>328,495,832</b>
<b>21.00</b>	<b>Accounts Payables-Contractors and Suppliers</b>			
	Opening balance	300,114,873	39,448,602	39,448,602
	Addition during the year	309,140,972	296,339,292	296,339,292
		<b>609,255,845</b>	<b>335,787,894</b>	<b>335,787,894</b>
	Adjustment/Payment during the year	284,356,495	35,673,021	35,673,021
	<b>Closing balance</b>	<b>324,899,350</b>	<b>300,114,873</b>	<b>300,114,873</b>
<b>22.00</b>	<b>Accounts Payables-Others</b>			
	Accounts Payables-Others (22.01)	17,782,895	11,927,440	11,927,440
	Bank Overdraft (22.02)	211,394,914	(2,170,703)	(2,170,703)
	Back Service Benefit, GPF, Pension (22.03)	49,739,820	42,955,042	42,955,042
		<b>278,917,629</b>	<b>52,711,778</b>	<b>52,711,778</b>
<b>22.01</b>	<b>Accounts Payables-Others</b>			
	Opening balance	11,927,440	1,363,771	1,363,771
	Addition during the year	17,638,644	11,790,369	11,790,369
		<b>29,566,083</b>	<b>13,154,140</b>	<b>13,154,140</b>
	Adjustment during the year	11,783,189	1,226,700	1,226,700
	<b>Closing balance</b>	<b>17,782,895</b>	<b>11,927,440</b>	<b>11,927,440</b>
<b>22.02</b>	<b>Bank Overdraft</b>			
	Opening balance	(2,170,703)	(1,179)	(1,179)

## Northern Electricity Supply Company Limited

(An Enterprise of Bangladesh Power Development Board)

### Notes of the Financial Statements

For the Year ended 30 June 2021

Figures in Tk.

Notes	Particulars	As At 30 June 2021	As at 2020 (Restated)	As at 2020 (Audited)
	Addition during the year	4,488,377,309	4,112,710,205	4,112,710,205
		<b>4,486,206,605</b>	<b>4,112,709,027</b>	<b>4,112,709,027</b>
	Adjustment during the year	4,274,811,691	4,114,879,730	4,114,879,730
	<b>Closing balance</b>	<b>211,394,914</b>	<b>(2,170,703)</b>	<b>(2,170,703)</b>
<b>22.03</b>	<b>Back Service Benefit, GPF, Pension</b>			
	Opening balance	<b>42,955,042</b>	-	-
	Addition during the year	1,378,817,041	2,989,908,532	2,989,908,532
		<b>1,421,772,083</b>	<b>2,989,908,532</b>	<b>2,989,908,532</b>
	Adjustment during the year	1,372,032,263	2,946,953,491	2,946,953,491
	<b>Closing balance</b>	<b>49,739,820</b>	<b>42,955,042</b>	<b>42,955,042</b>
<b>23.00</b>	<b>Deposit Work</b>			
	Opening balance	<b>983,408,770</b>	<b>851,853,969</b>	<b>851,853,969</b>
	Addition during the year	201,588,301	246,041,966	246,041,966
		<b>1,184,997,070</b>	<b>1,097,895,936</b>	<b>1,097,895,936</b>
	Adjustment during the year	45,491,819	114,487,166	114,487,166
	<b>Closing balance</b>	<b>1,139,505,252</b>	<b>983,408,770</b>	<b>983,408,770</b>
<b>24.00</b>	<b>Liability for expenses</b>			
	Employees other salary deduction ( 24.01)	479	-	-
	Audit fee	225,000	218,500	218,500
	Group Insurance	733	733	733
	Withholding tax	(14,916)	14,748	14,748
	VAT Payable (Supplier)	472,616	-	-
	VAT Payable (Energy Sales)	45,472,132	23,144,642	23,144,642
	CBA Subscription	374,900	374,900	374,900
	AIT on PGCB Bill	12,808,270	13,636,288	13,636,288
	Benevolent Fund Contribution	748,375	(229,403)	(229,403)
	Interest Payable on Various Loan ( 24.02)	449,752,547	331,168,813	331,168,814
	Dividend Payable	800	-	-
	Others Expenses	63,861	415,497	415,497
	<b>Total</b>	<b>509,904,797</b>	<b>368,744,718</b>	<b>368,744,718</b>
<b>24.01</b>	<b>Employees other salary deduction</b>			
	Opening balance	-	-	-

## Northern Electricity Supply Company Limited

(An Enterprise of Bangladesh Power Development Board)

### Notes of the Financial Statements

For the Year ended 30 June 2021

Figures in Tk.

Notes	Particulars	As At 30 June 2021	As at 2020 (Restated)	As at 2020 (Audited)
	Addition during the year	377,806	4,221,130	4,221,130
		<b>377,806</b>	<b>4,221,130</b>	<b>4,221,130</b>
	Adjustment during the year	377,327	4,221,130	4,221,130
	<b>Closing balance</b>	<b>479</b>	<b>-</b>	<b>-</b>
<b>24.02</b>	<b>Interest Payable on Various Loan</b>			
	Loan from BPDB	74,981,134	74,981,134	74,981,134
	GoB. Loan (Not yet Due)	1,009,500,000	1,009,500,000	1,009,500,000
	Foreign Loan (Not yet Due)	2,205,500,000	2,205,500,000	2,205,500,000
		<b>3,289,981,134</b>	<b>3,289,981,134</b>	<b>3,289,981,134</b>
	Interest Payable on GoB. Loan @ 3 %	32,534,434	164,499,057	164,499,057
	Interest Payable on Foreign Loan @ 4 %	88,220,000	-	-
	Total Interest Payable	<b>120,754,434</b>	<b>164,499,057</b>	<b>164,499,057</b>
	<b>Add : Opening Payable</b>	331,168,813	164,499,057	164,499,057
		451,923,247	328,998,113	328,998,113
	<b>Add : Payable from SOD Loan</b>	<b>-</b>	<b>2,170,700</b>	<b>2,170,700</b>
		<b>451,923,247</b>	<b>331,168,813</b>	<b>331,168,813</b>
	<b>Less : Adjustment of Payable from SOD Loan</b>	2,170,700	-	-
	<b>Closing Balance</b>	<b>449,752,547</b>	<b>331,168,813</b>	<b>331,168,813</b>
<b>25.00</b>	<b>Provision for WPPF</b>			
	Opening balance	14,622,797	4,274,364	4,274,364
	Addition during the year	17,081,825	10,348,431	10,348,431
		<b>31,704,622</b>	<b>14,622,795</b>	<b>14,622,795</b>
	Adjustment during the year	3,337,575	-	-
	<b>Closing balance</b>	<b>28,367,047</b>	<b>14,622,797</b>	<b>14,622,797</b>
<b>26.00</b>	<b>Provision for Income tax</b>			
	Opening balance	163,219,666	21,424,939	21,424,939
	Addition during the year	163,054,147	141,794,727	141,794,727
		<b>326,273,813</b>	<b>163,219,666</b>	<b>163,219,666</b>
	Adjustment during the year	78,398,231	-	-
	<b>Closing balance</b>	<b>247,875,582</b>	<b>163,219,666</b>	<b>163,219,666</b>



## Northern Electricity Supply Company Limited

(An Enterprise of Bangladesh Power Development Board)

### Notes of the Financial Statements

For the Year ended 30 June 2021

Figures in Tk.

Notes	Particulars	As At 30 June 2021	As at 2020 (Restated)	As at 2020 (Audited)
<b>27.00</b>	<b>Energy Sales</b>	<b>2020-21</b>	<b>2019-20</b>	<b>2019-20</b>
	LT - A: Residential	11,031,004,573	9,508,659,882	9,508,659,882
	LT - B: Irrigation /Pump for Agriculture	367,970,997	295,931,413	295,931,413
	LT- C1: Small Industries	1,875,033,767	1,756,930,789	1,756,930,789
	LT- C2: Construction	40,039,097	33,270,548	33,270,548
	LT- D1: Education, Religious & Charitable Inst. & Hospital	320,022,988	371,400,362	371,400,362
	LT- D2: Street Light and Water Pumps	413,413,783	801,843,815	801,843,815
	LT- D3: Battery Charging Station	481,325,225	77,561,055	77,561,055
	LT- E: Low Tension Commercial	3,219,594,202	2,878,757,363	2,878,757,363
	LT- T: Temporary	15,379,924	1,967,514	1,967,514
	MT- 1: Residential	183,455,225	159,218,598	159,218,598
	MT- 2: Commercial & Office	913,785,166	779,350,949	779,350,949
	MT- 3: Industry	5,871,792,764	5,329,252,195	5,329,252,195
	MT- 4: Construction	11,473,117	538,979	538,979
	MT- 5: General	564,436,525	484,901,653	484,901,653
	MT- 6: Temporary	154,417	54,700	54,700
	MT- 7: Battery Charging Station	-	-	-
	MT- 8: Irrigation /Pump for Agriculture	10,420,490	4,322,567	4,322,567
	HT-1: General	73,686,672	30,265,219	30,265,219
	HT- 2: Commercial & office	40,755,160	2,131,472	2,131,472
	HT- 3: Industry	1,231,912,562	1,063,364,563	1,063,364,563
	HT- 4: Construction	-	-	-
	EHT-1:General	-	-	-
	EHT-2: General (Above 140 MW)	-	-	-
	Demand Charge	-	-	-
	<b>Total</b>	<b>26,665,656,654</b>	<b>23,579,723,636</b>	<b>23,579,723,636</b>
<b>28.00</b>	<b>Energy Purchase:</b>			
	Jul-20	1,981,339,971	1,801,252,103	1,801,252,103
	Aug-20	2,030,318,363	1,825,449,626	1,825,449,626
	Sep-20	1,955,866,582	1,738,239,146	1,738,239,146
	Oct-20	1,948,166,086	1,526,052,689	1,526,052,689
	Nov-20	1,466,070,778	1,268,825,883	1,268,825,883
	Dec-20	1,472,121,423	1,259,228,199	1,259,228,199
	Jan-21	1,504,746,538	1,318,776,479	1,318,776,479

## Northern Electricity Supply Company Limited

(An Enterprise of Bangladesh Power Development Board)

### Notes of the Financial Statements

For the Year ended 30 June 2021

Figures in Tk.

Notes	Particulars	As At 30 June 2021	As at 2020 (Restated)	As at 2020 (Audited)
	Feb-21	1,420,668,313	1,273,961,495	1,273,961,495
	Mar-21	1,762,319,541	1,571,541,184	1,571,541,184
	Apr-21	1,889,593,491	1,460,713,826	1,460,713,826
	May-21	1,904,459,838	1,541,725,567	1,541,725,567
	Jun-21	2,077,057,894	1,875,465,537	1,875,465,537
	<b>Total</b>	<b>21,412,728,820</b>	<b>18,461,231,733</b>	<b>18,461,231,733</b>
<b>28.01</b>	Electricity is purchased solely from Bangladesh Power Development Board (BPDB) at the rate per unit of tk.5.0544			
<b>29.00</b>	<b>Wheeling &amp; Transmission Charge:</b>			
	Jul-20	115,308,942	104,384,474	104,384,474
	Aug-20	111,779,932	105,872,184	105,872,184
	Sep-20	108,002,885	101,249,631	101,249,631
	Oct-20	106,696,862	88,195,314	88,195,314
	Nov-20	80,459,310	74,925,784	74,925,784
	Dec-20	80,981,713	73,641,112	73,641,112
	Jan-21	82,653,064	78,336,142	78,336,142
	Feb-21	78,147,579	74,441,483	74,441,483
	Mar-21	98,021,152	85,410,354	85,410,354
	Apr-21	105,611,282	80,680,172	80,680,172
	May-21	106,829,215	84,608,407	84,608,407
	Jun-21	116,480,691	102,706,991	102,706,991
	<b>Total</b>	<b>1,190,972,627</b>	<b>1,054,452,048</b>	<b>1,054,452,048</b>
<b>29.01</b>	The company pays wheeling charge to Power Grid Co. Ltd (PGCB) at the rate per unit Tk. 0.2944.			
<b>30.00</b>	<b>Distribution Operating Expenses</b>			
	Pay of Officers	231,760,973	210,412,819	210,412,819
	Pay of Staff	536,244,536	516,388,409	516,388,409
	Allowances of Officers	141,669,522	125,333,701	125,333,701
	Allowances of Staff	409,067,487	392,492,735	392,492,735
	Leave Encashment	560,238	25,581,622	25,581,622
	Overtime Allowances	76,221,316	96,962,039	96,962,039

**Northern Electricity Supply Company Limited**  
(An Enterprise of Bangladesh Power Development Board)  
**Notes of the Financial Statements**  
For the Year ended 30 June 2021

Figures in Tk.

Notes	Particulars	As At 30 June 2021	As at 2020 (Restated)	As at 2020 (Audited)
	Travelling Expenses/Allowance	10,283,457	15,654,555	15,654,555
	Conveyance Charge	901,602	4,342,036	4,342,036
	Medical Expenses	100,000	214,264	214,264
	Washing Expenses	99,273	78,869	78,869
	Refreshment and Entertainment	98,177	102,360	102,360
	Bonus for Officer	38,764,958	35,691,549	35,691,549
	Bonus for Staff	89,738,097	86,541,072	86,541,072
	Bonus for Officer-Bengali New Year	3,930,938	3,344,811	3,344,811
	Bonus for Staff-Bengali New Year	8,997,906	8,802,270	8,802,270
	Printing and Stationery	9,470,709	9,706,379	9,706,379
	Taxes, License and Fees	24,265,176	27,833,442	27,833,442
	Office rent	2,225,334	1,778,083	1,778,083
	Electricity Charges (Own use)	49,438,770	55,953,491	55,953,491
	Employees Electricity Rebate	54,195,772	50,627,935	50,627,935
	Electricity Rebate - Freedom fighters	777,204	940,793	940,793
	Uniforms and Liveries	1,900	181,766	181,766
	Post and Telegram	76,072	166,451	166,451
	Telephone, Telex and Fax	2,062,200	2,027,362	2,027,362
	Advertising and Promotion	2,950,800	2,389,863	2,389,863
	Legal Expenses	661,813	131,791	131,791
	Petrol, Diesel and Lubricants Used for Transport	26,833,457	30,089,069	30,089,069
	Stores and Spares Used	6,994,086	3,019,658	3,019,658
	Custom Duties and Sale Tax	-	-	-
	Freight and Handling	3,692,177	8,209,882	8,209,882
	Workman Compensation	-	-	-
	NESCO's Contribution to Gratuity	160,641,158	158,995,620	158,995,620
	Donation and Contribution	-	1,289,465	1,289,465
	Income Tax of Officer & staff	-	-	-
	Training and Education Expense Local	1,053,843	2,766,871	2,766,871
	Employees Others Benefit and Welfare Expenses	110,000	-	-
	NESCO's Contribution to CPF	70,321,793	82,132,415	82,132,415
	Leave encashment on Retirement	2,395,877	-	-

**Northern Electricity Supply Company Limited**  
(An Enterprise of Bangladesh Power Development Board)  
**Notes of the Financial Statements**  
For the Year ended 30 June 2021

Figures in Tk.

Notes	Particulars	As At 30 June 2021	As at 2020 (Restated)	As at 2020 (Audited)
	Insurance for Vehicles & Others	1,699,536	1,841,200	1,841,200
	Bank Charge and Commission	39,580,698	43,783,160	43,783,160
	Honorarium - Others	1,160,149	1,704,952	1,704,952
	APA Bonus	8,018,235	155,365,037	155,365,037
	Wages for Hired Labor	238,516,735	229,052,621	229,052,621
	Computerization of Commercial Expenses	-	2,614,611	2,614,611
	Miscellaneous Expenses	-	143,109	143,109
	<b>Total</b>	<b>2,255,581,975</b>	<b>2,394,688,137</b>	<b>2,394,688,137</b>
<b>31.00</b>	<b>Distribution Maintenance Expenses</b>			
	Structures and Improvement	30,378,303	21,355,727	21,355,727
	Overhead Conductor and Devices	60,325,103	99,152,032	99,152,032
	Transportation Equipment	10,991,086	8,989,175	8,989,175
	Office Furniture and Equipment	686,334	979,974	979,974
	Store Equipment	48,550	652,277	652,277
	<b>Total</b>	<b>102,429,376</b>	<b>131,129,185</b>	<b>131,129,185</b>
<b>32.00</b>	<b>General Administrative Expenses</b>			
	Pay of Officers	111,839,696	97,571,100	97,571,100
	Pay of Staff	55,938,463	54,249,616	54,249,616
	Allowances of Officers	72,886,013	61,504,270	61,504,270
	Allowances of Staff	37,869,862	37,102,296	37,102,296
	Leave encashment	1,684,291	3,421,762	3,421,762
	Overtime Allowances	2,268,999	4,937,091	4,937,091
	Travelling Expenses/Allowance	5,237,265	8,892,284	8,892,284
	Conveyance Charge	412,110	847,675	847,675
	Medical Expenses	3,420	134,590	134,590
	Washing Expenses	16,230	30,235	30,235
	Refreshment and Entertainment	4,744,716	3,000,193	3,000,193
	Bonus for Officer	18,206,239	15,805,093	15,805,093
	Bonus for Staff	9,178,360	8,992,650	8,992,650
	Bonus for Officer-BENGALI NEW YEAR	1,846,880	1,541,334	1,541,334
	Bonus for Staff-BENGALI NEW YEAR	982,167	867,145	867,145
	Printing and Stationery	7,679,066	11,575,707	11,575,707

**Northern Electricity Supply Company Limited**  
(An Enterprise of Bangladesh Power Development Board)  
**Notes of the Financial Statements**  
For the Year ended 30 June 2021

Figures in Tk.

Notes	Particulars	As At 30 June 2021	As at 2020 (Restated)	As at 2020 (Audited)
	Taxes, License and Fees	4,372,953	5,525,295	5,525,295
	Office rent	5,434,223	2,298,916	2,298,916
	Electricity Charges (Own use)	2,110,478	1,803,645	1,803,645
	Employees Electricity Rebate	8,223,039	7,675,148	7,675,148
	Uniforms and Liveries	30,240	870,016	870,016
	Post and Telegram	47,604	46,484	46,484
	Telephone, Telex and Fax	3,916,631	1,347,969	1,347,969
	Advertising and Promotion	14,519,755	14,202,242	14,202,242
	Audit fee's	225,000	218,500	218,500
	Legal Expenses	3,111,092	2,336,206	2,336,206
	Petrol, Diesel and Lubricants Used for Transport	6,353,054	5,323,520	5,323,520
	Stores & Spares Used	3,829,896	3,280,925	3,280,925
	Customs Duties & Sales Tax	4,587,380	4,844,501	4,844,501
	Freight and Handling	194,480	1,200,000	1,200,000
	NESCO's Contribution to Gratuity	39,613,384	36,693,115	36,693,115
	Donation and Contribution	-	1,640,010	1,640,010
	Training and Education Expense	997,700	993,500	993,500
	Employees Others Benefit and Welfare Expenses	-	-	-
	NESCO's Contribution to CPF	15,725,098	17,428,909	17,428,909
	Insurance for Vehicles & Others	1,930,224	1,567,990	1,567,990
	Group Insurance Premium	9,933,428	9,463,078	9,463,078
	Bank Charge and Commission	5,521,257	2,006,702	2,006,702
	Rebate from Prepaid Sales	2,469,663	-	-
	Honorarium - Others	16,135,802	6,148,242	6,148,242
	APA Bonus	1,981,764	43,078,821	43,078,821
	Consultant's fee - Local	15,853,013	15,670,858	15,670,858
	Wages for Hired Labor	42,244,882	61,121,432	61,121,432
	Computerization of Commercial Operation	78,391,933	79,740,597	79,740,597
	Service Charge for Collection of Electricity bill by Mobile phone Companies	6,967,038	3,467,217	3,467,217
	Electricity Bill LPS (3 Month)	335,514,841	-	-
	Corporate Social Responsibility	308,978,850	-	-
	<b>Total</b>	<b>1,270,008,479</b>	<b>640,466,877</b>	<b>640,466,877</b>

**Northern Electricity Supply Company Limited**  
(An Enterprise of Bangladesh Power Development Board)  
**Notes of the Financial Statements**  
For the Year ended 30 June 2021

Figures in Tk.

Notes	Particulars	As At 30 June 2021	As at 2020 (Restated)	As at 2020 (Audited)
<b>33.00</b>	<b>General Maintenance Expenses</b>			
	Structures and Improvement	1,704,064	1,223,340	1,223,340
	Overhead Construction and device	-	983,273	983,273
	Transportation Equipment	4,846,194	2,453,488	2,453,488
	Office Furniture and Equipment	719,953	2,378,541	2,378,541
	Store Equipment	69,077	-	-
	<b>Total</b>	<b>7,339,288</b>	<b>7,038,642</b>	<b>7,038,642</b>
<b>34.00</b>	<b>Accounts Receivable- Customers</b>			
	Opening Balance	<b>7,620,769,324</b>	<b>6,989,961,947</b>	<b>6,989,961,947</b>
	Add: Addition during the year	26,665,656,654	23,579,723,636	23,579,723,636
		<b>34,286,425,978</b>	<b>30,569,685,583</b>	<b>30,569,685,583</b>
	Less: Collection during the year	26,441,794,210	22,948,916,259	22,948,916,259
	<b>Closing balance</b>	<b>7,844,631,768</b>	<b>7,620,769,324</b>	<b>7,620,769,324</b>
	<b>Bad Debt</b>	<b>138,426,525</b>	<b>667,768,740</b>	<b>765,211,740</b>
<b>35.00</b>	<b>Other Operating Income</b>			
	Connection and Disconnection fees	136,194,435	96,229,771	96,229,771
	Late Payment Surcharge/Interest on customers bill	298,523,779	231,453,818	231,453,818
	<b>Total</b>	<b>434,718,214</b>	<b>327,683,589</b>	<b>327,683,589</b>
<b>36.00</b>	<b>Interest Expenses:</b>			
	Interest on Various Loan (BPDB)	120,754,434	164,499,057	164,499,057
	Interest on SOD Loan	12,816,872	9,554,570	9,554,570
	<b>Total</b>	<b>133,571,306</b>	<b>174,053,626</b>	<b>174,053,626</b>
<b>37.00</b>	<b>Other Non Operating Income</b>			
	Misc. Income (Recruitment Fees, Estimate Fees etc.)	54,865,998	65,882,842	65,882,842
	Sale of scrap Materials	-	5,538,063	5,538,063
	Sale of Tender Document	562,100	285,453	285,453
	Liquidity Damage Received	2,166,937	-	-
	House Rent Recovery	1,332,896	1,177,314	1,177,314
	Transport Charge	72,970	58,648	58,648
	<b>Total</b>	<b>59,000,901</b>	<b>72,942,320</b>	<b>72,942,320</b>

**Northern Electricity Supply Company Limited**  
(An Enterprise of Bangladesh Power Development Board)

**Notes of the Financial Statements**

For the Year ended 30 June 2021

Figures in Tk.

Notes	Particulars	As At 30 June 2021	As at 2020 (Restated)	As at 2020 (Audited)
<b>38.00</b>	<b>Interest Income</b>			
	Interest on Bank Account	23,166,129	25,267,204	25,267,204
	Interest on Security Deposit	4,725,819	633,722	633,722
	Interest on HB Loan etc.	27,351	-	-
	Interest income from FDR	212,258,575	257,011,367	257,011,367
	<b>Total</b>	<b>240,177,874</b>	<b>282,912,293</b>	<b>282,912,293</b>
<b>39.00</b>	<b>Provision for Income Tax</b>			
	Profit before Tax	341,636,496	206,968,630	206,968,630
<b>A.</b>	Income Tax @ 25%	<b>85,409,124</b>	<b>51,742,157</b>	<b>51,742,157</b>
<b>B.</b>	Gross Receipts(39.01)	27,175,691,200	23,632,454,461	23,632,454,461
	Income Tax on Receipts @ 0.6%	<b>163,054,147</b>	<b>141,794,727</b>	<b>141,794,727</b>
	Provision for Tax (Whichever of A & B is higher)	<b>163,054,147</b>	<b>141,794,727</b>	<b>141,794,727</b>
<b>39.01</b>	<b>Gross Receipts</b>			
	Collection from customer	26,441,794,210	22,948,916,259	22,948,916,259
	Other Operating Income	434,718,214	327,683,589	327,683,589
	Interest Income	240,177,874	282,912,293	282,912,293
	Other Non-Operating Income	59,000,901	72,942,320	72,942,320
	<b>Total</b>	<b>27,175,691,200</b>	<b>23,632,454,461</b>	<b>23,632,454,461</b>

**Northern Electricity Supply Company Limited**  
(An Enterprise of Bangladesh Power Development Board)

**Schedule of Fixed Assets**

As at June 30, 2021

SL. No	Particulars	Cost				Depreciation				Written Down Value	Balance as on June 30, 2017 (As per Vendors Agreement)	Balance as on June 24, 2021 (As per Vendors Agreement)	Difference (Amount Tk) As per vendor Agreement New addition
		Opening Balance 01.07.2020	Addition during the Year	As per vendor Agreement New addition	"Closing Balance 30.06.2021"	Rate %	As per vendor Agreement depreciation during the year	Depreciation during the Year	"Closing Balance 30.06.2021"				
	<b>Non-current assets</b>	1	2	3	4	5	6	7	8	9	10	11=(9-10)	
1	Building	445,528,444	40,663,384	445,300,000	931,491,828	3%	102,785,389	13,975,804	801,371,635	382,300,000	827,600,000	445,300,000	
2	Computer and Equipment	117,635,129	960,012	-	118,595,141	10%	19,628,359	-	87,155,268	-	-	-	
3	Furniture	160,111,445	7,857,527	(38,500,000)	129,468,972	10%	40,203,079	(3,850,000)	76,711,873	114,800,000	76,300,000	(38,500,000)	
4	Vehicles	206,680,000	-	114,100,000	320,780,000	10%	141,494,186	11,410,000	147,207,814	19,100,000	133,200,000	114,100,000	
A.01	Total Non Operating	<b>929,955,018</b>	<b>49,480,923</b>	<b>520,900,000</b>	<b>1,500,335,941</b>		<b>304,111,013</b>	<b>20,919,000</b>	<b>1,112,446,590</b>	<b>516,200,000</b>	<b>1,037,100,000</b>	<b>520,900,000</b>	
A.02	Distribution line and Electric Equipment	12,124,899,569	381,840,066	2,550,800,000	15,057,539,635	3%	1,733,940,240	76,524,000	12,877,600,808	11,445,100,000	13,995,900,000	2,550,800,000	
	<b>Total</b>	<b>13,054,854,587</b>	<b>431,320,990</b>	<b>3,071,700,000</b>	<b>16,557,875,579</b>		<b>2,038,051,253</b>	<b>97,443,000</b>	<b>13,990,047,397</b>	<b>11,961,300,000</b>	<b>15,033,000,000</b>	<b>3,071,700,000</b>	
	<b>Allocation of Depreciation (6+12)</b>				<b>529,776,927</b>								
	Depreciation Operating				445,998,588								
	Depreciation Non Operating				83,778,338								

Annexure-A

## Northern Electricity Supply Company Limited

(An Enterprise of Bangladesh Power Development Board)

### Schedule of Fixed Assets

As at June 30, 2020

Annexure-A/1

SL. No	Particulars	Cost			Rate %	Depreciation			Written Down Value	
		Opening Balance 01.07.2019	As per vendor Agreement New addition	Addition during the Year		"Closing Balance 30.06.2020"	As per vendor Agreement depreciation during the year	Depreciation during the Year		"Closing Balance 30.06.2020"
		1	2	3	4	5	6	7	8	9
	<b>Non-current assets</b>									
1	Building	445,528,444	445,300,000	-	890,828,444	3%	76,060,536	13,359,000	102,785,853	788,043,055
2	Computer and Equipment	40,373,237	-	77,261,892	117,635,129	10%	11,727,941	-	7,900,418	98,006,770
3	Furniture	142,151,010	(38,500,000)	17,960,435	121,611,445	10%	28,939,956	(3,850,000)	40,203,079	81,408,366
4	Vehicles	206,680,000	114,100,000	-	320,780,000	10%	109,416,186	11,410,000	20,668,000	179,285,814
A.01	<b>Total Non Operating</b>	<b>834,732,691</b>	<b>520,900,000</b>	<b>95,222,327</b>	<b>1,450,855,018</b>		<b>226,144,619</b>	<b>20,919,000</b>	<b>57,047,394</b>	<b>1,146,744,005</b>
A.02	Distribution line and Electric Equipment	11,916,793,267	2,550,800,000	208,106,302	14,675,699,569	3%	1,296,790,847	76,524,000	360,625,393	12,941,759,329
	<b>Total</b>	<b>12,751,525,958</b>	<b>3,071,700,000</b>	<b>303,328,629</b>	<b>16,126,554,587</b>		<b>1,522,935,466</b>	<b>97,443,000</b>	<b>417,672,787</b>	<b>14,088,503,334</b>
	<b>Allocation of Depreciation</b>			<b>(6*7)</b>	<b>515,115,787</b>					
	Depreciation Operating				437,149,393					
	Depreciation Non Operating				77,966,394					

## Northern Electricity Supply Company Limited

(An Enterprise of Bangladesh Power Development Board)

### Schedule of Fixed Assets

As at June 30, 2019

Annexure-A/2

SL. No	Particulars	Cost			Rate %	Depreciation			Written Down Value
		Opening Balance 01.07.2018	Addition during the Year	"Closing Balance 30.06.2019"		Opening Balance 01.07.2018	Depreciation during the Year	"Closing Balance 30.06.2019"	
		1	2	3	4	5	6	7	8
	<b>Non-current assets</b>								
1	Building	445,300,000	-	445,300,000	3%	23,378,250	13,359,000	36,737,250	408,562,750
2	Computer and Equipment	-	-	-	10%	-	-	-	-
3	Furniture	(38,500,000)	-	(38,500,000)	10%	(6,737,500)	(3,850,000)	(10,587,500)	(27,912,500)
4	Vehicles	114,100,000	-	114,100,000	10%	19,967,500	11,410,000	31,377,500	82,722,500
A.01	<b>Total Non Operating</b>	<b>520,900,000</b>	<b>-</b>	<b>520,900,000</b>		<b>36,608,250</b>	<b>20,919,000</b>	<b>57,527,250</b>	<b>463,372,750</b>
A.02	Distribution line and Electric Equipment	2,550,800,000		2,550,800,000	3%	133,917,000	76,524,000	210,441,000	2,340,359,001
	<b>Total</b>	<b>3,071,700,000</b>		<b>3,071,700,000</b>		<b>170,525,250</b>	<b>97,443,000</b>	<b>267,968,250</b>	<b>2,803,731,751</b>
	<b>Allocation of Depreciation</b>			<b>97,443,000</b>					
	Depreciation Operating			76,524,000					
	Depreciation Non Operating			20,919,000					

Event's Photographs

Audit Report

Directors' Report

About NESCO

From the Board

**Northern Electricity Supply Company Limited**  
(An Enterprise of Bangladesh Power Development Board)

**Schedule of Fixed Assets**

As at June 30, 2018

Annexure-A/3

SL. No	Particulars	Cost			Rate %	Depreciation			Written Down Value
		Opening Balance 01.07.2017	Addition during the Year	"Closing Balance 30.06.2018"		Opening Balance 01.07.2017	Depreciation during the Year	"Closing Balance 30.06.2018"	
	<b>Non-current assets</b>	1	2	3	4	5	6=(3*4)	7	8=(3-7)
1	Building	445,300,000	-	445,300,000	3%	10,019,250	13,359,000	23,378,250	421,921,750
2	Computer and Equipment	-	-	-	10%	-	-	-	-
3	Furniture	(38,500,000)	-	(38,500,000)	10%	(2,887,500)	(3,850,000)	(6,737,500)	(31,762,500)
4	Vehicles	114,100,000	-	114,100,000	10%	8,557,500	11,410,000	19,967,500	94,132,500
A.01	<b>Total Non Operating</b>	<b>520,900,000</b>	<b>-</b>	<b>520,900,000</b>		<b>15,689,250</b>	<b>20,919,000</b>	<b>36,608,250</b>	<b>484,291,750</b>
A.02	Distribution line and Electric Equipment	2,550,800,000		2,550,800,000	3%	57,393,000	76,524,000	133,917,000	2,416,883,001
	<b>Total</b>	<b>3,071,700,000</b>		<b>3,071,700,000</b>		<b>73,082,250</b>	<b>97,443,000</b>	<b>170,525,250</b>	<b>2,901,174,751</b>
	<b>Allocation of Depreciation</b>			<b>97,443,000</b>					
	Depreciation Operating			76,524,000					
	Depreciation Non Operating			20,919,000					

**Northern Electricity Supply Company Limited**  
(An Enterprise of Bangladesh Power Development Board)

**Schedule of Fixed Assets**

As at June 30, 2017

Annexure-A/4

SL. No	Particulars	Cost			Rate %	Depreciation			Written Down Value
		Opening Balance 01.10.2016	As per vendor Agreement New addition	Closing Balance 30.06.2017		Opening Balance 01.10.2016	As per vendor Agreement depreciation during the year	Closing Balance 30.06.2017	
	<b>Non-current assets</b>	1		3	4	5		7	8
1	Building	-	445,300,000	445,300,000	3%	-	10,019,250	10,019,250	435,280,750
2	Computer and Equipment	-	-	-	10%	-	-	-	-
3	Furniture	-	(38,500,000)	(38,500,000)	10%	-	(2,887,500)	(2,887,500)	(35,612,500)
4	Vehicles	-	114,100,000	114,100,000	10%	-	8,557,500	8,557,500	105,542,500
A.01	<b>Total Non Operating</b>	<b>-</b>	<b>520,900,000</b>	<b>520,900,000</b>		<b>-</b>	<b>15,689,250</b>	<b>15,689,250</b>	<b>505,210,750</b>
A.02	Distribution line and Electric Equipment	-	2,550,800,000	2,550,800,000	3%	-	57,393,000	57,393,000	2,493,407,001
	<b>Total</b>		<b>3,071,700,000</b>	<b>3,071,700,000</b>		<b>-</b>	<b>73,082,250</b>	<b>73,082,250</b>	<b>2,998,617,751</b>
	<b>Allocation of Depreciation</b>			<b>73,082,250</b>					
	Depreciation Operating			57,393,000					
	Depreciation Non Operating			15,689,250					

**Northern Electricity Supply Company Limited**  
(An Enterprise of Bangladesh Power Development Board)

**Schedule of Clearing Accounts**

For the year ended June 30, 2021

**Annexure-B**

Code	Title	Debit	Credit
	<b>Opening balance</b>		(522,989,687)
901	Remittance to Regional Collection Accounts.	16,203,795,148	-
903	Principal Remittance from Local Collection Accounts.	-	16,203,795,148
905	Remittance to Central Bank Account.	-	-
905A	Remittance To Zonal Central Bank Account	16,906,180,355	-
906A	Remittance From Zonal Regional Bank Account	-	16,906,180,355
907A	Remittance To Regional Bank A/C from Zonal Central Bank A/c	1,638,714,039	3,658,060
907B	Remittance To Regional Bank A/C from Zonal Central Bank A/c	1,987,067,491	320,037
908	Remittance from Central Bank Account.	-	-
908A	Remittance From Zonal Central Bank Account	3,658,060	1,638,714,039
908B	Remittance From Zonal Central Bank Account	-	1,986,745,454
911	Remittance to Zonal Fund.	210,605,458	210,605,458
913	Remittance Benevolent Fund Account.	2,499,436	2,499,436
914	Remittance Group Insurance Account.	7,387,584	7,387,584
916	Clearing Account - Local Office.	1,688,451,040	1,688,451,040
918	Clearing Account - Central Office (To be used by RAO).	11,476,130,224	11,458,728,802
919	Remittance Miscellaneous Account.	168,291,110	168,291,110
920	Remittance to Regional Customers S/D Account.	169,812,934	169,812,934
921	Remittance to Central Bank Miscellaneous Collection Account.	162,568,931	162,568,931
922	Remittance to Central Bank Customers S/D Account.	168,681,069	168,681,069
925	Remittance - Deduction of Land Purchase, House building, House repairing, Motor cycle advance.	-	-
		<b>50,793,842,880</b>	
	Adjustment during the year		<b>50,253,449,770</b>
	<b>Closing balance</b>		<b>(540,393,110)</b>

**Northern Electricity Supply Company Limited**  
(An Enterprise of Bangladesh Power Development Board)

**Cash Summary**

For the Year ended June 30, 2021

**Annexure-C**

SL	Type of Account	Total	Rajshahi	Bogura	Pabna	Rangpur	Dinajpur	Project	DGM Accounts
1	Petty Cash	765,500	312,500	113,500	52,500	170,500	72,500	44,000	-
2	Unit Collection	1,435,211,648	214,781,234	322,375,372	260,609,927	384,350,039	253,095,077	-	-
3	Unit Miscellaneous Collection	23,453,084	6,926,372	4,660,455	2,365,885	7,807,776	1,692,595	-	-
4	Unit Customer Security Deposit	20,950,281	5,696,877	3,599,523	1,499,287	7,272,042	2,882,553	-	-
5	Regional Accounting Office	35,242,119	24,415,469	500,926	2,866,262	4,328,032	3,055,301	76,129	-
6	Regional Collection	46,244,745	2,218,784	7,816,329	1,170,396	614,431	34,424,806	-	-
7	Regional Miscellaneous Collection	7,110,355	92,547	6,159,270	448,868	405,090	4,580	-	-
8	Regional Customer Security Deposit	2,319,056	16,614	455,553	123,885	1,723,004	-	-	-
9	Deposit Account	10,816,998	1,690,100	3,634,043	939,521	3,348,068	1,205,266	-	-
10	Central Revenue Collection(SPC)	202,384,863	-	-	-	-	-	-	202,384,863
11	Central Customer Security Deposit	755,014	-	-	-	-	-	-	755,014
12	Central Revenue Miscellaneous Collection	1,289,452	-	-	-	-	-	-	1,289,452
13	Central Deposits Works	4,026,660	-	-	-	-	-	-	4,026,660
14	Central Meter Account.	314,519	-	-	-	-	-	-	314,519
	<b>Total</b>	<b>1,790,884,294</b>	<b>256,150,497</b>	<b>349,314,971</b>	<b>270,076,530</b>	<b>410,018,981</b>	<b>296,432,677</b>	<b>120,129</b>	<b>208,770,508</b>

## Northern Electricity Supply Company Limited

(An Enterprise of Bangladesh Power Development Board)

### Cash and Cash Equivalents

Cash (DGM Office)

For the Year ended June 30, 2021

Annexure-D

#### Type & Code : 139 (Central Revenue Collection)

SL	Bank Name	Branch Name	Account Number	Name of Office	Closing Balance (Bank)	Closing Balance (Cash)
1	Agrani Bank Ltd.	Malopara ,Rajshahi	02-00013388438	DGM (Accounts)	454,533.96	(10,545,466.04)
2	Al-Arafah Islami Bank Ltd.	Rajshahi	007-1220000663	DGM (Accounts)	25,445,391.50	25,445,391.50
3	Bank Asia Ltd	Rajshahi	024-36000058	DGM (Accounts)	16,697,103.16	16,697,103.16
4	Bank Asia Ltd	Rajshahi	024-36000059	DGM (Accounts)	-	-
5	BASIC Bank Ltd	Rajshahi	0316-010000585	DGM (Accounts)	1,856,110.45	1,856,110.45
6	BASIC Bank Ltd	Rajshahi	0316-010000494	DGM (Accounts)	1,27,075.08	1,27,075.08
7	BRAC Bank Ltd.	Rajshahi	550-110380901001	DGM (Accounts)	2,561,465.89	2,669,029.89
8	BRAC Bank Ltd.	Rajshahi	550-120380901001	DGM (Accounts)	7,029,837.37	21,830,959.37
9	City Bank Ltd	Rajshahi	310-2877606001	DGM (Accounts)	401,735.13	401,735.13
10	Dhaka Bank Ltd	Rajshahi	42-11500001361	DGM (Accounts)	30,172,949.29	30,172,949.29
11	Dutch Bangla Bank Ltd.	Rajshahi	135-1200005636	DGM (Accounts)	13,358,915.42	(8,855,886.17)
12	Dutch Bangla Bank Ltd.	Rajshahi	135-1200006703	DGM (Accounts)	3,203,131.84	(1,184,244.52)
13	EXIM Bank Ltd.	Rajshahi	038-13100328262	DGM (Accounts)	16,071,682.81	16,071,682.81
14	First Security Islami Bank Ltd	Rajshahi	013-613100000455	DGM (Accounts)	195,577.39	195,577.39
15	Global Islami Bank Ltd.	Rajshahi	113-0000000686	DGM (Accounts)	2,524,851.81	2,524,850.81
16	Janata Bank Ltd.	Hetem Khan Br, Rajshahi	01-00167090740	DGM (Accounts)	244,906.40	(114,626,042.04)
17	Janata Bank Ltd.	Hetem Khan Br, Rajshahi	01-00217059539	DGM (Accounts)	4,336,907.00	36,621,922.00
18	Janata Bank Ltd.	Hetem Khan Br, Rajshahi	01-00219639851	DGM (Accounts)	1,517,912.38	3,357,312.60
19	Janata Bank Ltd.	Hetem Khan Br, Rajshahi	01-00219799645	DGM (Accounts)	378,052.61	453,576.39
20	Janata Bank Ltd.	Hetem Khan Br, Rajshahi	01-00220352549	DGM (Accounts)	580,530.25	1,214,423.45
21	Janata Bank Ltd.	Hetem Khan Br, Rajshahi	01-00222977767	DGM (Accounts)	14,265.36	20,689.17

## Northern Electricity Supply Company Limited

(An Enterprise of Bangladesh Power Development Board)

### Cash and Cash Equivalents

Cash (DGM Office)

For the Year ended June 30, 2021

Annexure-D

SL	Bank Name	Branch Name	Account Number	Name of Office	Closing Balance (Bank)	Closing Balance (Cash)
22	Meghna Bank Ltd.	Rajshahi	31-0313500000021	DGM (Accounts)	4,190,357.20	4,190,357.20
23	Mercantile Bank Ltd.	Rajshahi	11-071313277624	DGM (Accounts)	21,892,031.48	21,892,031.48
24	Midland Bank Ltd	Rajshahi	0029-1090000141	DGM (Accounts)	41,608,087.45	41,608,087.45
25	Midland Bank Ltd	Rajshahi	0029-1090000212	DGM (Accounts)	712,287.36	712,287.36
26	Modhumoti Bank Ltd.	Rajshahi	11-1313500000018	DGM (Accounts)	23,640,007.56	23,640,007.56
27	Mutual Trust Bank Ltd.	Rajshahi	044-0320000153	DGM (Accounts)	8,281,686.00	8,281,686.00
28	NCC Bank Ltd	Rangpur	026-0320000913	DGM (Accounts)	57,760.09	57,760.09
29	ONE Bank Ltd	Rajshahi	040-3000000261	DGM (Accounts)	37,034,492.23	37,186,244.23
30	ONE Bank Ltd	Rajshahi	040-3000000283	DGM (Accounts)	29,824.86	29,824.86
31	Pubali Bank Ltd	Rajshahi	041-9102000920	DGM (Accounts)	278,620.84	278,620.84
32	RAKUB	Rajshahi	17-200000006	DGM (Accounts)	21,043.08	21,043.08
33	Rupali Bank Ltd	Rajshahi Corporate Branch	3517-024004801	DGM (Accounts)	3,710,549.75	(32,324.25)
34	Rupali Bank Ltd	Rajshahi Corporate Branch	3517-024004806	DGM (Accounts)	1,294,492.50	1,626,314.50
35	Rupali Bank Ltd	Rajshahi Corporate Branch	3517-024004807	DGM (Accounts)	8,372.00	8,372.00
36	Rupali Bank Ltd	Rajshahi Corporate Branch	3517-024005003	DGM (Accounts)	31,853.55	31,853.55
37	Sonali Bank Ltd	Rajshahi Corporate Branch	46-17703000044	DGM (Accounts)	188,432.70	188,432.70
38	Southeast bank Ltd	Rajshahi	0052-13100000040	DGM (Accounts)	5,030,513.81	9,799,845.81
39	Southeast bank Ltd	Rajshahi	0052-13100000046	DGM (Accounts)	1,846,108.74	2,488,511.33
40	United Commercial Bank Ltd	Rajshahi	026-1301000000341	DGM (Accounts)	25,887,778.19	25,887,778.19
41	United Commercial Bank Ltd	Rajshahi	026-1301000000294	DGM (Accounts)	39,379.57	39,379.57
<b>Total</b>					<b>302,956,614.06</b>	<b>202,384,863.27</b>



## Northern Electricity Supply Company Limited

(An Enterprise of Bangladesh Power Development Board)

### Cash and Cash Equivalents

Cash (DGM Office)

For the Year ended June 30, 2021

Annexure-D

#### Type & Code : 139B (Customer Security Deposit)

SL	Bank Name	Branch Name	Account Number	Name of Office	Closing Balance (Bank)	Closing Balance (Cash)
1	Janata Bank Ltd	Hetem Khan Br, Rajshahi	01-00212764196	DGM (Accounts)	48,309.72	48,309.72
2	Midland Bank Ltd.	Rajshahi	0029-1090000187	DGM (Accounts)	706,704.00	706,704.00
<b>Total</b>					<b>755,013.72</b>	<b>755,013.72</b>

#### Type & Code : 139C (Miscellaneous Collection)

SL	Bank Name	Branch Name	Account Number	Name of Office	Closing Balance (Bank)	Closing Balance (Cash)
1	Janata Bank Ltd	Hetem Khan Br, Rajshahi	01-00212764251	DGM (Accounts)	53,967.56	53,967.56
2	Midland Bank Ltd.	Rajshahi	0029-1090000196	DGM (Accounts)	1,235,484.86	1,235,484.86
<b>Total</b>					<b>1,289,452.42</b>	<b>1,289,452.42</b>

#### Type & Code : 139D (Central Deposit Works)

SL	Bank Name	Branch Name	Account Number	Name of Office	Closing Balance (Bank)	Closing Balance (Cash)
1	Janata Bank Ltd	Hetem Khan Br, Rajshahi	01-00212764153	DGM (Accounts)	24,459.52	4,026,659.62
<b>Total</b>					<b>24,459.52</b>	<b>4,026,659.62</b>

#### Type & Code : 137 (Central Meter Account)

SL	Bank Name	Branch Name	Account Number	Name of Office	Closing Balance (Bank)	Closing Balance (Cash)
1	Rupali Bank Ltd	Rajshahi Corporate Branch	3517-024004701	DGM (Accounts)	314,518.92	314,518.92
<b>Total</b>					<b>314,518.92</b>	<b>314,518.92</b>

## Northern Electricity Supply Company Limited

(An Enterprise of Bangladesh Power Development Board)

### Cash and Cash Equivalents (Rajshahi RAO)

For the Year ended June 30, 2021

Annexure-E

#### Revenue Collection (Accounts Code-133)

SL	Unit Bank Name	Branch Name	Account Number	S & D	Closing Balance (Bank)	Closing Balance (Cash)
1	Agrani Bank Ltd	Shaheb Bazar	0 200000157446		1,196,601.00	1,196,601.00
2	Agrani Bank Ltd	Malopara	0 200012568290		1,909,842.00	1,909,842.00
3	Agrani Bank Ltd	Vadra	0 200005395352		3,722,375.50	3,722,375.50
4	Agrani Bank Ltd	University	0 200002282952		2,957,559.00	2,957,559.00
5	BASIC Bank Ltd.	Saheb Bazar	SND-00468		314,305.34	314,305.34
6	Janata Bank Ltd	Hetem Khan	100212887093	S&D-1, Rajshahi	1,634.00	1,634.00
7	NCC Bank Ltd	Rajshahi	0041-0 315000022		14,755.00	14,755.00
8	Rajshahi Krisi Unnayan Bank	Binodpur	0 017200000048		-	-
9	Agrani Bank Ltd	Laxmipur	0 200004680644		9,091,276.75	9,091,276.75
10	Janata Bank Ltd	Haragram	0 100021109147		8,265,503.42	8,265,503.42
11	Janata Bank Ltd	Hetem Khan	0 100024708327		4,383.00	4,383.00
12	Janata Bank Ltd	Laxmipur	0 100029670034		4,841,505.00	4,841,505.00
13	Janata Bank Ltd	Rajbarihat	0 100049592242		16,177.00	16,177.00
14	Pubali Bank Ltd	Court Bazar	4871102000044	S&D-2, Rajshahi	2,317,749.00	2,317,749.00
15	Rajshahi Krisi Unnayan Bank	Grater Road	17200000008		-	-
16	Janata Bank Ltd	Haragram	100219483478		3,357,415.00	3,357,415.00
17	Janata Bank Ltd	Damkura Hat	100219454079	Kashiadanga	243,091.00	243,091.00
18	Janata Bank Ltd	Rajbarihat Hat	100219471003		1,191,118.00	1,191,118.00
19	Agrani Bank Ltd	Cantonment	0 200002999358		17,105,031.01	17,105,031.01
20	Agrani Bank Ltd	Wapda	0 200004048198		6,926,322.00	6,926,322.00
21	Agrani Bank Ltd	Vadra	0 200005397312		2,110,770.94	2,110,770.94
22	Agrani Bank Ltd	Nawhata	0 200005836768		-	-
23	Janata Bank Ltd	Hetem Khan	0 100024708271		1,090,325.00	1,090,325.00
24	Janata Bank Ltd	Nawdapara	0 100029258613		2,742,489.00	2,742,489.00
25	First Security Islami Bank Ltd	Rajshahi	131443		2,916,991.10	2,916,991.10
26	South Bangla Agriculture bank Ltd.	Rajshahi	0031130000160	S&D-3, Rajshahi	28,157.35	28,157.35
27	Rajshahi Krisi Unnayan Bank	Principle	00 17200000054		-	-

**Northern Electricity Supply Company Limited**  
(An Enterprise of Bangladesh Power Development Board)  
**Cash and Cash Equivalents (Rajshahi RAO)**  
For the Year ended June 30, 2021

Annexure-E

## Revenue Collection (Accounts Code-133)

SL	Unit Bank Name	Branch Name	Account Number	S & D	Closing Balance (Bank)	Closing Balance (Cash)
28	Janata Bank Ltd	Hetem Khan	0 100219423068		2,837,653.00	2,837,653.00
29	Janata Bank Ltd	Nawdapara	0 100219601624		2,197,985.00	2,197,985.00
30	Agrani Bank Ltd	Nawhata	200016330699	Bimanbador	5,232,497.00	5,232,497.00
31	First Security Islami Bank Ltd	Nawhata	20121310000461		314,272.00	314,272.00
32	Jamuna Bank Ltd.	Nawhata	250320000521		118,391.00	118,391.00
33	Rajshahi Krisi Unnayan Bank	Borgashi	001720000004		149,404.97	149,404.97
34	Agrani Bank Ltd	New market	0 200012459620	S&D-4, Rajshahi	4,718,924.08	4,718,924.08
35	Rupali Bank Ltd	Laxmipur	3707024000036		3,477,877.00	3,477,877.00
36	Janata Bank Ltd	Hetem Khan	0 100024708629		166,654.00	166,654.00
37	United Commercial Bank Ltd.	Rajshahi	10000083		740,026.04	740,026.04
38	The Premier Bank Ltd	Rajshahi	12813100000037		2,688,745.81	2,688,745.81
39	Shahjalal Islami Bank Ltd	Rajshahi	18021310000172		1,456,473.00	1,456,473.00
40	ONE Bank Ltd.	Rajshahi	1310000172		135.66	135.66
41	Social Islami Bank Ltd.	Rajshahi	71360000481	S&D-4, Rajshahi	651,667.00	651,667.00
42	Bangladesh Commerce Bank Ltd	Rajshahi	5232000002		399,118.62	399,118.62
43	BASIC Bank Ltd.	Rajshahi	517		-	-
44	First Security Islami Bank Ltd	Rajshahi	131466		532,240.52	532,240.52
45	Islami Bank Ltd	Rajshahi	20 501130900008700		-	-
46	Agrani Bank Ltd	Harian	0 200005881424		1,532,141.00	1,532,141.00
47	Agrani Bank Ltd	Vadra	0 200005397298	S&D-5, Rajshahi	3,111,096.96	3,111,096.96
48	Janata Bank Ltd	Katakhal	100150149759		5,938,957.00	5,938,957.00
49	Janata Bank Ltd	Hetem Khan	0100212887298		1,177.00	1,177.00
50	Jamuna Bank Ltd	Natore	SND 0 700320000115		1,332,576.20	1,332,576.20
51	Agrani Bank Ltd	Natore	0 200001312104		3,240,670.00	3,240,670.00
52	Sonali Bank Ltd	Station Bazar, Natore	49103300457 9		1,743,089.00	1,743,089.00
53	Rupali Bank Ltd	Natore	0361602400032		4,207,672.00	4,207,672.00
54	First Security Islami Bank Ltd	Natore	02-311310000019	Natore	1,806,125.30	1,806,125.30
55	AL-Arafa Islami Bank Ltd	Natore	STD-115		5,000.00	5,000.00
56	South Bangla Agriculture bank Ltd.	Natore	0056130000063		95,390.82	95,390.82

**Northern Electricity Supply Company Limited**  
(An Enterprise of Bangladesh Power Development Board)  
**Cash and Cash Equivalents (Rajshahi RAO)**  
For the Year ended June 30, 2021

Annexure-E

## Revenue Collection (Accounts Code-133)

SL	Unit Bank Name	Branch Name	Account Number	S & D	Closing Balance (Bank)	Closing Balance (Cash)
57	Janata Bank Ltd	Corp. Br	0 100099289681		11,930,433.00	11,930,433.00
58	Agrani Bank Ltd	Khamar	0 200004197780		14,582,545.00	14,582,545.00
59	Rupali Bank Ltd	Baliadanga/ Noyagola Bazar	366502000002 3		1,622,103.00	1,622,103.00
60	Pubali Bank Ltd	Chapainawabgonj	1337-102-000044		24,635,977.00	24,635,977.00
61	City Bank Ltd	Chapainawabgonj	31-02411854001		3,880,115.77	3,880,115.77
62	AL-Arafa Islami Bank Ltd	Chapainawabgonj	SND-00136	S&D-1, Chapai	4,460.40	4,460.40
63	BASIC Bank Ltd.	Chapainawabgonj	8001		9,239.27	9,239.27
64	Rupali Bank Ltd	Namosankarbari	3673020000166		2,469,402.00	2,469,402.00
65	Agrani Bank Ltd	Rajarampur	SND-020005864011		3,451,363.38	3,451,363.38
66	EXIM Bank Ltd.	Head	CD-8711	S&D-2, Chapai	978.11	978.11
67	Pubali Bank Ltd	Chapainawabgonj	1337-102-000321		-	-
68	City Bank Ltd	Chapainawabgonj	31-03209110001		-	-
69	Janata Bank Ltd	Premtali	0 100073263501		678,961.00	678,961.00
70	Janata Bank Ltd	Godagari	0 100036426181	Godagari	5,365,143.00	5,365,143.00
71	Janata Bank Ltd	Basudebpur	0 100060101633		1,672,279.00	1,672,279.00
72	Rajshahi Krisi Unnayan Bank	Godagari	00 1720000023		61.27	61.27
73	Uttara Bank Ltd	Mohishabari, Godagari	39881410000 0010	Godagari	39,778.69	39,778.69
74	Agrani Bank Ltd	Shibgonj	0 200003983507/1615		2,322,231.00	2,322,231.00
75	Agrani Bank Ltd	Monakasha	0 200005869162/1274		453,116.00	453,116.00
76	First Security Islami Bank Ltd	Shibgonj Sub Br.	20391310000092	Shibgonj, Chapai	58,514.00	58,514.00
77	Janata Bank Ltd	Shibgonj	01-00223100788		37,874.00	37,874.00
78	Rajshahi Krisi Unnayan Bank	Shibgonj	00 1720000014		6,569.35	6,569.35
79	Janata Bank Ltd	Rohonpur	0 100038412471		7,799,566.00	7,799,566.00
80	Janata Bank Ltd	Nachole	0 100039348866	Gomostapur	2,834,900.00	2,834,900.00
81	Standard bank Ltd.	Rahanpur	07036000106		3,030,212.97	3,030,212.97

**Northern Electricity Supply Company Limited**  
(An Enterprise of Bangladesh Power Development Board)  
**Cash and Cash Equivalents (Rajshahi RAO)**  
For the Year ended June 30, 2021

Annexure-E

## Revenue Collection (Accounts Code-133)

SL	Unit Bank Name	Branch Name	Account Number	S & D	Closing Balance (Bank)	Closing Balance (Cash)
82	NRB Commercial Bank Ltd.	Nachole	017236000000033	Gomostapur	824,509.00	824,509.00
83	Rajshahi Krixi Unnayan Bank	Gomostapur	00 17200000001		168,397.94	168,397.94
84	Rupali Bank Ltd	Tanore	3574024002903		2,806,510.21	2,806,510.21
85	Janata Bank Ltd	Tanore	0 100214031005	Tanore	3,001,900.00	3,001,900.00
86	Rajshahi Krixi Unnayan Bank	Kaligong	0017200000005		32,756.79	32,756.79
87	Rajshahi Krixi Unnayan Bank	Tanore	0 0172000000023		-	-
	<b>Total</b>				<b>214,781,233.54</b>	<b>214,781,233.54</b>

## Miscellaneous Collection(Accounts Code-134)

SL	Unit Bank Name	Branch Name	Account Number	S&D	Closing Balance (Bank)	Closing Balance (Cash)
1	NCC Bank Ltd.	Rajshahi	0 315000068	S&D-1.RAJ	10,886.00	10,886.00
2	BASIC Bank Ltd.	Rajshahi	316010000564		807,564.09	807,564.09
3	Pubali Bank Ltd.	Court Bazar	0 200009700035	S&D-2.RAJ	604,399.25	604,399.25
4	Janata Bank Ltd.	Hetem Khan	100221350574		-	-
5	Janata Bank Ltd.	Hetem Khan	0 100088070041	S&D-3.RAJ	356,675.01	356,675.01
6	First Security Islami Bank Ltd	Rajshahi	0136 13100000462		411,633.51	411,633.51
7	Janata Bank Ltd.	Hetem Khan	0 100088069409	S&D-4.RAJ	518,928.74	518,928.74
8	First Security Islami Bank Ltd	Rajshahi	13613100000468		633.47	633.47
9	Agrani Bank Ltd.	Bhadra	0 200009701498	S&D-5.RAJ	4,241.62	4,241.62
10	Janata Bank Ltd.	Katakhal	100220699611		638,257.36	638,257.36
11	Rupali Bank Ltd.	Natore	3616024000038		87,555.00	87,555.00
12	First Security Islami Bank Ltd	Natore	23113100000035	NATORE	205,565.45	205,565.45
13	AL-Arafa Islami Bank Ltd	Natore	1361220000174		600.00	600.00
14	Janata Bank Ltd.	Chapai N. Gonj	0 100099294145	S&D-1.CHAPAI	288,961.00	288,961.00
15	First Security Islami Bank Ltd	Chapai N. Gonj	28813100000003		90,264.42	90,264.42

**Northern Electricity Supply Company Limited**  
(An Enterprise of Bangladesh Power Development Board)  
**Cash and Cash Equivalents (Rajshahi RAO)**  
For the Year ended June 30, 2021

Annexure-E

## Miscellaneous Collection(Accounts Code-134)

SL	Unit Bank Name	Branch Name	Account Number	S&D	Closing Balance (Bank)	Closing Balance (Cash)
16	Agrani Bank Ltd.	Rajrampur	0 200010041494		522,957.60	522,957.60
17	First Security Islami Bank Ltd	Chapai N. Gonj	28813100000004	S&D-2.CHAPAI	306,398.10	306,398.10
18	Janata Bank Ltd.	Godagari	0 11194724982	GODARGARI	510,177.73	510,177.73
19	Janata Bank Ltd.	Basudebpur	100220687460		-	-
20	Janata Bank Ltd.	Rahan Pur	0 100083603989	GOMOSTAPUR	288,636.80	288,636.80
21	NRB Commercial Bank Ltd.	Nachol	1723600000040		17,845.00	17,845.00
22	Rupali Bank Ltd.	Tanore	3574024004701	TANORE	103,281.00	103,281.00
23	Janata Bank Ltd.	Tanore	100220619511		9,594.63	9,594.63
24	First Security Islami Bank Ltd	Shibgonj	20391310000081	SHIBGONJ	148,491.00	148,491.00
25	Agrani Bank Ltd.	Shibgonj	0 200009757657		100,537.00	100,537.00
26	Janata Bank Ltd.	Haragram	100219482129	kashia danga	498,474.19	498,474.01
27	Janata Bank Ltd.	Rajbarihat	100220632291		1,200.00	1,200.00
28	Janata Bank Ltd.	Hetem Khan	0 100219421324	Bimanbondar	369,399.23	369,399.23
29	First Security Islami Bank Ltd	Nawhata	201213100000469		23,215.00	23,215.00
	<b>Total</b>				<b>6,926,372.20</b>	<b>6,926,372.11</b>

## Consumer Security Deposit (Accounts Code-134a)

SL	Unit Bank Name	Branch Name	Account Number	S&D	Closing Balance (Bank)	Closing Balance (Cash)
1	NCC Bank Ltd.	Rajshahi	0 315000031		988.00	988.00
2	BASIC Bank Ltd.	Rajshahi	0316-01-0000591	S&D-1.RAJ	78,944.19	78,944.19
3	Pubali Bank Ltd.	Court Bazar	0 20000982130		1,299,348.00	1,299,348.00
4	Janata Bank Ltd	Hetem Khan	0 100024537476	S&D-2.RAJ	10,930.71	10,930.71
5	Janata Bank Ltd	Hetem Khan	0 100024537123	S&D-3.RAJ	437,150.91	437,150.91
6	First Security Islami Bank Ltd	Rajshahi	13100000463		278,085.28	278,085.28
7	Janata Bank Ltd	Hetem Khan	0 100024537891		627,003.59	627,003.59
8	First Security Islami Bank Ltd	Rajshahi	13613100000467	S&D-4.RAJ	-	-

Event's Photographs

Audit Report

Directors' Report

About NESCO

From the Board

**Northern Electricity Supply Company Limited**  
(An Enterprise of Bangladesh Power Development Board)  
**Cash and Cash Equivalents (Rajshahi RAO)**  
For the Year ended June 30, 2021

Annexure-E

**Consumer Security Deposit (Accounts Code-134a)**

SL	Unit Bank Name	Branch Name	Account Number	S&D	Closing Balance (Bank)	Closing Balance (Cash)
9	Agrani Bank Ltd.	Varda	0 200005397306		3,715.98	3,715.98
10	Janata Bank Ltd.	Katakhali	100221530211	S&D-5,RAJ	374,636.36	374,636.36
11	Rupali Bank Ltd.	Natore	3616024000033		-	-
12	AL-Arafa Islami Bank Ltd	Natore	1361220000207	NATOR	-	-
13	First Security Islami Bank Ltd	Natore	131131000000036		-	-
14	Janata Bank Ltd.	Chapai N. Gonj	0 320000095/ 0 10001127228	S&D-1,CHAPAI	308,920.00	308,920.00
15	First Security Islami Bank Ltd	Chapai N. Gonj	288131000000005		45,901.24	45,901.24
16	Agrani Bank Ltd.	Rajarampur	0 200007644617		472,518.05	472,518.05
17	First Security Islami Bank Ltd	Chapai N. Gonj	'288131000000006	S&D-2,CHAPAI	342,040.00	342,040.00
18	Janata Bank Ltd.	Godagari	0 100034305026	GODARGARI	464,407.91	464,407.91
19	Janata Bank Ltd.	Basudebpur	100221313938		-	-
20	Janata Bank Ltd.	Rahan Pur	0 100039487629	GOMOSTAPUR	227,310.00	227,310.00
21	NRB Commercial Bank Ltd.	Vachol	172360000000041		-	-
22	Rupali Bank Ltd.	Tanore	3574024002904	TANORE	83,010.00	83,010.00
23	Janata Bank Ltd.	Tanore	100221331529		-	-
24	Agrani Bank Ltd.	Shibgonj	0 200003989359	SHIBGONJ	88,675.00	88,675.00
25	First Security Islami Bank Ltd	Kansat	203913100000083		139,935.00	139,935.00
26	Janata Bank Ltd.	Haragram	0 100219481912	kashia danga	206,111.65	206,111.65
27	Janata Bank Ltd.	Rajbarihat	100221563667		-	-
28	Janata Bank Ltd.	Hetem Khan	0 100219419800	Bimanbondar	207,244.75	207,244.75
29	First Security Islami Bank Ltd	Nawhata	212131000000470		-	-
<b>Total</b>					<b>5,696,876.62</b>	<b>5,696,876.62</b>

**Revenue Collection (Accounts Code-135)**

SL	Janata Bank Ltd.	Branch Name	Account Number	S&D	Closing Balance (Bank)	Closing Balance (Cash)
1	Janata Bank Ltd.	Hetem Khan	0 100024536992	S & D -1, Rajshahi	96,789.67	5,649.67
2	Janata Bank Ltd.	Hetem Khan	0 100024537247	S & D -2, Rajshahi	407,835.00	32,695.00
3	Janata Bank Ltd.	Hetem Khan	0 100024537085	S & D -3, Rajshahi	250,780.00	133,576.00

**Northern Electricity Supply Company Limited**  
(An Enterprise of Bangladesh Power Development Board)  
**Cash and Cash Equivalents (Rajshahi RAO)**  
For the Year ended June 30, 2021

Annexure-E

**Revenue Collection (Accounts Code-135)**

SL	Janata Bank Ltd.	Branch Name	Account Number	S&D	Closing Balance (Bank)	Closing Balance (Cash)
4	Janata Bank Ltd.	Hetem Khan	0 100024538073	S & D -4, Rajshahi	204,999.95	31,350.95
5	Agrani Bank Ltd.	Vadra	0 200005397267	S & D -5, Rajshahi	313,222.87	39,181.87
6	Janata Bank Ltd.	Chapai N. Gonj	0 100011127457	S & D -1 Chapai	283,918.18	11,381.18
7	Janata Bank Ltd.	Chapai N. Gonj	01-00012593834	S & D -2, Chapai	575,302.00	76,436.00
8	Rupali Bank Ltd.	Natore	3 616024000034	S&D, Natore	122,274.76	13,350.76
9	Janata Bank Ltd.	Godagari	0 100034300342	S&D, Godagari	98,259.57	40,350.57
10	Agrani Bank Ltd.	Shibgonj	0 200003989355	Shibgong electric supply	32,317.09	21,309.09
11	Janata Bank Ltd.	Rahanpur	0 100039488013	S&D, Gomostapur	212,592.12	74,407.12
12	Rupali Bank Ltd.	Tanore	3 574024002901	Tanore Electric Supply	110,132.48	31,717.48
13	Janata Bank Ltd.	Hetem Khan	0 100024537956	MD Office	2,911,711.31	464,539.31
14	Janata Bank Ltd.	Hetem Khan	0 100024537549	Distribution Zone,Raj	95,100.11	34,744.11
15	Janata Bank Ltd.	Hetem Khan	0 100099842720	GM-HRM, Rajshahi.	397,174.38	397,174.38
16	Janata Bank Ltd.	Hetem Khan	0 100024537182	Addle. Directorate, Commercial, Rajshahi.	218,396.78	23,349.78
17	Janata Bank Ltd.	Hetem Khan	0 100024536933	SE-1.0& M ,Rajshahi	180,847.86	44,328.86
18	Janata Bank Ltd.	Hetem Khan	0 100024350040	SE-2.0& M ,Rajshahi	29,727.32	49,112.32
19	Janata Bank Ltd.	Hetem Khan	0 100099841898	S E-Energy Efficiency,Rajshahi	11,123.17	11,123.17
20	Janata Bank Ltd.	Hetem Khan	0 100124551221	SE Procurement, Rajshahi	291,392.00	71,579.00
21	Janata Bank Ltd.	Hetem Khan	0 100099843327	SE project & Planning, Rajshahi	230,173.29	47,231.29
22	Janata Bank Ltd.	Hetem Khan	0 100099843998	DGM-Accounts,Raj.	119,731.15	14,279.15
23	Janata Bank Ltd.	Hetem Khan	0 100157149720	DGM-Audits, Raj.	245,988.75	143,009.75
24	Janata Bank Ltd.	Hetem Khan	0 100024350091	XEN-Civil, Rajshahi.	144,442.00	108,862.00
25	Janata Bank Ltd.	Hetem Khan	01-00160380882	System Protection Circle, Rajshahi	201,364.02	47,959.02
26	Janata Bank Ltd.	Hetem Khan	01-00219234559	S&D, Kashadanga	152,541.00	25,998.00
27	Janata Bank Ltd.	Hetem Khan	0100219417882	S&D, Bimanbandar	74,188.80	58,835.80

**Northern Electricity Supply Company Limited**  
(An Enterprise of Bangladesh Power Development Board)  
**Cash and Cash Equivalents (Rajshahi RAO)**  
For the Year ended June 30, 2021

Annexure-E

**Revenue Collection (Accounts Code-135)**

SL	Janata Bank Ltd.	Branch Name	Account Number	S&D	Closing Balance (Bank)	Closing Balance (Cash)
28	Janata Bank Ltd.	Hetem Khan	0100219144304	Revenue Assurance, Raj	106,364.00	68,039.00
29	Janata Bank Ltd.	Hetem Khan	0 100218629304	Design & Inspection Office, Raj	85,969.00	46,688.00
30	Janata Bank Ltd.	Hetem Khan	0 100024537387	Establishment	1,164,677.07	7,166,715.68
31	Janata Bank Ltd.	Hetem Khan	0 100024537433	Contractor - Revenue	4,779,533.82	15,053,155.82
32	Janata Bank Ltd.	Hetem Khan	0 100024350139	Contractor - Development	27,339.27	27,339.27
<b>Total</b>					<b>14,176,208.79</b>	<b>24,415,469.40</b>

**Regional Collection (CODE -137)**

SL	Unit Bank Name	Branch Name	Account Number	Office	Closing Balance (Bank)	Closing Balance (Cash)
1	Janata Bank Ltd	Hetemkhan,Rajshahi	100211733408	RAO	71,294.54	135,830.54
2	Eastern Bank Ltd	Shaheb Bazar Branch,Rajshahi	3011040000547	RAO	-	-
3	Agrani Bank Ltd	Malopara Branch,Rajshahi	0 200005948639	RAO	4,500.00	4,500.00
4	Rupali Bank Ltd.	Shaheb Bazar Branch,Rajshahi	3517024003301	RAO	0.16	0.16
5	Pubali Bank Ltd.	Main Branch,Rajshahi	419102000935	RAO	1,639,223.00	1,639,223.00
6	BASIC Bank Ltd.	Rajshahi Branch	0316-01-0000501	RAO	4,130.04	4,130.04
7	Sonali Bank Ltd	Shaheb Bazar Branch,Rajshahi	4617733007495	RAO	-	-
8	United Commercial Bank Ltd.	Rajshahi Branch	0 261301000000148	RAO	-	-
9	Rajshahi Krisi Unnayan Bank	Grater Road Branch	00 1720000007	RAO	435,100.42	435,100.42
<b>TOTAL</b>					<b>2,154,248.16</b>	<b>2,218,784.16</b>

**Regional Miscellaneous (CODE -137A)**

SL	Unit Bank Name	Branch Name	Account Number	Office	Closing Balance (Bank)	Closing Balance (Cash)
1	Sonali Bank Ltd	Shaheb Bazar Branch,Rajshahi	4617736000308	RAO	-	-
2	United Commercial Bank Ltd.	Rajshahi Branch	0 261301000000328	RAO	92,546.92	92,546.92
<b>TOTAL</b>					<b>92,546.92</b>	<b>92,546.92</b>

**Northern Electricity Supply Company Limited**  
(An Enterprise of Bangladesh Power Development Board)  
**Cash and Cash Equivalents (Rajshahi RAO)**  
For the Year ended June 30, 2021

Annexure-E

**Regional SD (CODE -137B)**

SL	Unit Bank Name	Branch Name	Account Number	Office	Closing Balance (Bank)	Closing Balance (Cash)
1	Sonali Bank Ltd	Shaheb Bazar Branch,Rajshahi	4617736000316	RAO	-	-
2	United Commercial Bank Ltd.	Rajshahi Branch	0 261301000000319	RAO	16,614.31	16,614.31
<b>TOTAL</b>					<b>16,614.31</b>	<b>16,614.31</b>

**Security Deposit & Deposit Works (CODE -138)**

SL	Unit Bank Name	Branch Name	Account Number	Office	Closing Balance (Bank)	Closing Balance (Cash)
1	Rupali Bank Ltd.	Shaheb Bazar ,Rajshahi	3517-024102005	RAO	211,781.74	211,781.74
2	Janata Bank Ltd	Hetem Khan,Rajshahi	01-00024350198	RAO	1,641,008.16	1,478,318.16
<b>TOTAL</b>					<b>1,852,789.90</b>	<b>1,690,099.90</b>

**Northern Electricity Supply Company Limited**  
(An Enterprise of Bangladesh Power Development Board)  
**Cash and Cash Equivalents (Bogura RAO)**  
For the Year ended June 30, 2021

Annexure-E

**Revenue Collection (Accounts Code-133)**

SL	Bank Name	Branch Name	Account Number	Name of Office	Closing Balance (Bank)	Closing Balance (Cash)
1	Rajshahi Krixi Unnayan Bank	New Market	STD 044	S & D-1, Bogura	9,073.00	9,073.00
2	Janata Bank Ltd.	Shaptapadi	STD-38	S & D-1, Bogura	4,551,439.81	4,551,439.81
3	Pubali Bank Ltd.	Sathmatha	STD-38	S & D-1, Bogura	23,853,286.80	23,853,286.80
4	Pubali Bank Ltd.	Sathmatha	STD-63	S & D-1, Bogura	3,456,634.09	3,456,634.09
5	Rupali Bank Ltd	Ladies Br	CD-73001	S & D-1, Bogura	1,757,613.00	1,757,613.00
6	Union Bank Ltd.	Bogura	CD-00396	S & D-1, Bogura	4,188,937.03	4,188,937.03
7	Rupali Bank Ltd.	Colony Bazar	CD-0018	S & D-1, Bogura	5,500,016.45	5,500,016.45
8	IFIC Bank Ltd.	Bogura	SND-28041	S & D-1, Bogura	1,481,101.87	1,481,101.87
9	Agrani Bank Ltd.	Thana Road	STD-02436006	S & D-2, Bogura	1,675,433.55	1,675,433.55
10	Agrani Bank Ltd.	Raja bazar	STD-3160	S & D-2, Bogura	394,974.00	394,974.00
11	Agrani Bank Ltd.	Chelopara	STD-2231	S & D-2, Bogura	2,172,106.00	2,172,106.00
12	Social Islami Bank Ltd.	Bogura	STD-0115043	S & D-2, Bogura	7,900,880.00	7,900,880.00
13	NCC Bank Ltd.	Bogura	STD-0115043	S & D-2, Bogura	1,691,255.00	1,691,255.00
14	Padma Bank Ltd	Bogura	SND-88894	S & D-2, Bogura	122,073.38	122,073.38
15	NRB Commercial Bank Ltd.	Bogura	STD-0036	S & D-2, Bogura	223,940.09	223,940.09
16	IFIC Bank Ltd.	Colony Bazar	SND-28042	S & D-2, Bogura	347,715.00	347,715.00
17	Agrani Bank Ltd	Tinmatha	STD-12895	S & D-3, Bogura	5,207,862.50	5,207,862.50
18	Agrani Bank Ltd	Khandar	STD-27	S & D-3, Bogura	2,840,141.00	2,840,141.00
19	Janata Bank Ltd.	Ghodarpara	STD-337	S & D-3, Bogura	2,309,668.58	2,309,668.58
20	Eastern Bank Ltd.	Bogura	STD-81413	S & D-3, Bogura	333,803.82	333,803.82
21	South Bangla Agriculture Bank Ltd	Bogura	STD-00291	S & D-3, Bogura	6,453,202.84	6,453,202.84
22	Rupali Bank Ltd.	Bogura	STD-293	S & D-3, Bogura	1,256,107.00	1,256,107.00

**Northern Electricity Supply Company Limited**  
(An Enterprise of Bangladesh Power Development Board)  
**Cash and Cash Equivalents (Bogura RAO)**  
For the Year ended June 30, 2021

Annexure-E

**Revenue Collection (Accounts Code-133)**

SL	Bank Name	Branch Name	Account Number	Name of Office	Closing Balance (Bank)	Closing Balance (Cash)
23	NCC Bank Ltd.	Bogura	STD-241	S & D-3, Bogura	1,785,418.75	1,785,418.75
24	Prime Bank Ltd.	Bogura	STD-899	S & D-3, Bogura	150,473.95	150,473.95
25	Shahjalal Islami Bank Ltd.	Bogura	STD-730	S & D-3, Bogura	1,219,140.13	1,219,140.13
26	Rupali Bank Ltd.	Bogura	STD-00021	S & D-3, Bogura	841,731.00	841,731.00
27	Agrani Bank Ltd	Mirzapur	STD-1185	S & D- Sherpur	1,141,671.00	1,141,671.00
28	Rupali Bank Ltd	Bus stand	STD-29	S & D- Sherpur	2,877,722.14	2,877,722.14
29	Janata Bank Ltd.	Sherpur	STD-78	S & D- Sherpur	2,265,947.00	2,265,947.00
30	The City Bank Ltd.	Sherpur	STD-1105540	S & D- Sherpur	5,746,836.99	5,746,836.99
31	Jamuna Bank Ltd.	Sherpur	STD-90001	S & D- Sherpur	4,849,556.00	4,849,556.00
32	Prime Bank Ltd.	Bogura	STD-869	S & D- Sherpur	39,169.15	39,169.15
33	Trust Bank Ltd.	Sherpur	STD-0061	S & D- Sherpur	1,474,848.96	1,474,848.96
34	Rupali Bank Ltd.	Dupchachia	STD-03	S & D-Dhupchachia	9,707,311.83	9,707,311.83
35	Rupali Bank Ltd.	Kahalu	STD-06	S & D-Dhupchachia	5,461,551.84	5,461,551.84
36	Rupali Bank Ltd.	Altafnagar	STD-00006	S & D-Dhupchachia	275,728.00	275,728.00
37	Al-Arafa Islami Bank Ltd.	Dhupchachia	STD-01375	S & D-Dhupchachia	265,808.50	265,808.50
38	Rupali Bank Ltd.	Dhupchachia	STD-00009	S & D-Dhupchachia	88,153.26	88,153.26
39	Sonali Bank Ltd.	Talora	STD-10	S & D-Dhupchachia	8,573,369.00	8,573,369.00
40	South Bangla Agriculture Bank Ltd.	Dhupchachia	STD-00027	S & D-Dhupchachia	33,813,754.61	33,813,754.61
41	Social Islami Bank Ltd.	Dhupchachia	STD-06213062136000267	S & D-Dhupchachia	31,883,311.09	31,883,311.09
42	Janata Bank Ltd.	Shibong	STD-02	esu- shibgonj, Bogura	3,254,703.10	3,254,703.10
43	Agrani Bank Ltd	Mohasthanagar	STD-02	esu- shibgonj, Bogura	5,470,457.23	5,470,457.23
44	Al-Arafa Islami Bank Ltd.	Shibong	STD-01386	esu- shibgonj, Bogura	187,829.75	187,829.75

**Northern Electricity Supply Company Limited**  
(An Enterprise of Bangladesh Power Development Board)  
**Cash and Cash Equivalents (Bogura RAO)**  
For the Year ended June 30, 2021

Annexure-E

## Revenue Collection (Accounts Code-133)

SL	Bank Name	Branch Name	Account Number	Name of Office	Closing Balance (Bank)	Closing Balance (Cash)
45	Rupali Bank Ltd.	Mohasthanagar	STD-1293	esu- Shibgonj, Bogura	1,167,807.00	1,167,807.00
46	NRB Commercial Bank Ltd.	Shibong	STD-32	esu- Shibgonj, Bogura	1,966,971.00	1,966,971.00
47	Pubali Bank Ltd.	Shantahar	STD-03	S & D-Shantahar	17,462,364.50	17,462,364.50
48	Sonali Bank Ltd.	Nashratpur	STD-01	S & D-Shantahar	1,158,630.00	1,158,630.00
49	Sonali Bank Ltd.	Adamdikhi	STD-01	S & D-Shantahar	1,761,901.00	1,761,901.00
50	Janata Bank Ltd.	Tilakpur	STD-02	S & D-Shantahar	1,643,676.73	1,643,676.73
51	Janata Bank Ltd.	Shantahar	SND-93742	S & D-Shantahar	876,839.00	876,839.00
52	First Security Bank Ltd.	Shantahar	SND-00061	S & D-Shantahar	5,193,793.93	5,193,793.93
53	Janata Bank Ltd.	Adamdikhi	SND-35598	S & D-Shantahar	284,431.00	284,431.00
54	Rajshahi Kriasi Unnayan Bank	Shantahar	SND-00002	S & D-Shantahar	74,207.99	74,207.99
55	Jamuna Bank Ltd.	Shantahar	SND-03325	S & D-Shantahar	10,384,687.00	10,384,687.00
56	Pubali Bank Ltd.	Naogaon	STD-01	S & D-Naogaon ( North)	3,744,116.00	3,744,116.00
57	Agrani Bank Ltd.	Par Naogaon	STD-03	S & D-Naogaon ( North)	2,439,358.00	2,439,358.00
58	Janata Bank Ltd.	Kazir More	STD-1082	S & D-Naogaon ( North)	2,266,883.00	2,266,883.00
59	Shajalal Islami Bank .	Naogaon	STD-00137	S & D-Naogaon ( North)	668,545.83	668,545.83
60	Social Islami Bank Ltd.	Naogaon	STD-00331	S & D-Naogaon ( North)	11,313,662.31	11,313,662.31
61	Bangladesh Development Bank Ltd.	Naogaon	STD-00007	S & D-Naogaon ( North)	925,962.37	925,962.37
62	Padma Bank Ltd	Naogaon	CD-395179	S & D-Naogaon ( North)	255,149.50	255,149.50
63	First Security Islami Bank Ltd.	Naogaon	STD-00060	S & D-Naogaon ( North)	472,030.48	472,030.48
64	NCC Bank Ltd.	Naogaon	STD-0019	S & D-Naogaon ( North)	1,399,147.25	1,399,147.25
65	Bangladesh Commerce Bank Ltd.	Naogaon	STD-0079	S & D-Naogaon ( North)	3,211,085.21	3,211,085.21
66	Rupali Bank Ltd	Naogaon	STD-00461	S & D-Naogaon ( North)	1,867,593.00	1,867,593.00
67	Pubali Bank Ltd.	Principal	STD-381	S & D-Joypurhat	9,909,500.00	9,909,500.00

**Northern Electricity Supply Company Limited**  
(An Enterprise of Bangladesh Power Development Board)  
**Cash and Cash Equivalents (Bogura RAO)**  
For the Year ended June 30, 2021

Annexure-E

## Revenue Collection (Accounts Code-133)

SL	Bank Name	Branch Name	Account Number	Name of Office	Closing Balance (Bank)	Closing Balance (Cash)
68	Agrani Bank Ltd.	Principal	STD-30-94-0	S & D-Joypurhat	6,166,475.78	6,166,475.78
69	First Security Islami Bank Ltd.	Joypurhat	STD-00023	S & D-Joypurhat	1,200,755.79	1,200,755.79
70	Shajalal Islami Bank Ltd	Joypurhat	SND-00201	S & D-Joypurhat	1,104,423.00	1,104,423.00
71	Prime Bank Ltd.	Joypurhat	SND-10369	S & D-Joypurhat	587,339.00	587,339.00
72	IFIC Bank Ltd.	Joypurhat	CD-041	S & D-Joypurhat	1,595,076.50	1,595,076.50
73	Pubali Bank Ltd.	Naogaon	STD-00862	S & D-Naogaon ( South))	9,078,214.00	9,078,214.00
74	Agrani Bank Ltd.	Par Naogaon	STD-14485	S & D-Naogaon ( South))	958,057.00	958,057.00
75	Janata Bank Ltd.	Kazir More	STD-19446	S & D-Naogaon ( South))	1,320,471.00	1,320,471.00
76	Shajalal Islami Bank . Ltd.	Naogaon	STD-00141	S & D-Naogaon ( South))	1,652,347.53	1,652,347.53
77	Social Islami Bank Ltd.	Naogaon	STD-00645	S & D-Naogaon ( South))	4,482,553.45	4,482,553.45
78	Bangladesh Development Bank Ltd.	Naogaon	STD-00008	S & D-Naogaon ( South))	511,175.00	511,175.00
79	Padma Bank Ltd	Naogaon	CD-18035	S & D-Naogaon ( South))	213,750.00	213,750.00
80	First Security Islami Bank Ltd.	Naogaon	STD- 11086	S & D-Naogaon ( South))	190,090.36	190,090.36
81	NCC Bank Ltd.	Naogaon	STD-00046	S & D-Naogaon ( South))	746,232.00	746,232.00
82	Bangladesh Commerce Bank Ltd.	Naogaon	STD-00100	S & D-Naogaon ( South))	1,924,916.63	1,924,916.63
83	Rupali Bank Ltd.	Hospital Road	STD-00064	S & D-Naogaon ( South))	1,409,358.00	1,409,358.00
84	Agrani Bank Ltd.	Nishindara	STD-86845	S & D-Karatoa)	3,248,019.00	3,248,019.00
85	Agrani Bank Ltd.	Chelopara	STD-47712	S & D-Karatoa)	1,806,699.00	1,806,699.00
86	Social Islami Bank Ltd.	Bogura	STD-10519	S & D-Karatoa)	279,562.60	279,562.60
87	NCC Bank Ltd.	Bogura	STD-00028	S & D-Karatoa)	2,149,244.00	2,149,244.00
88	Padma Bank Ltd	Bogura	STD-0115044	S & D-Karatoa)	569,447.81	569,447.81
89	Rupali Bank Ltd	TMSS	STD-00126	S & D-Karatoa)	1,580,632.00	1,580,632.00

**Northern Electricity Supply Company Limited**  
(An Enterprise of Bangladesh Power Development Board)  
**Cash and Cash Equivalents (Bogura RAO)**  
For the Year ended June 30, 2021

Annexure-E

Revenue Collection (Accounts Code-133)

SL	Bank Name	Branch Name	Account Number	Name of Office	Closing Balance (Bank)	Closing Balance (Cash)
90	First Security Islami Bank Ltd.	Bogura	STD-01144	S & D-Karatoa	50,432.20	50,432.20
<b>Total</b>					<b>322,375,371.84</b>	<b>322,375,371.84</b>

Type & Code : 134 (Unit Misc Collection)

SL	Bank Name	Branch Name	Account Number	Name of Office	Closing Balance (Bank)	Closing Balance (Cash)
1	IFIC Bank Ltd	Bogura	std-041	S & D -1, Bogura	79,883.28	79,883.28
2	Pubali Bank Ltd	Bogura	1127	S & D -1, Bogura	192,105.00	192,105.00
3	Rupali Bank Ltd	Bogura	std-29	S & D -2, Bogura	295,831.15	295,831.15
4	Agrani Bank Ltd	Bogura	std-4990	S & D -2, Bogura	56,834.90	56,834.90
5	Agrani Bank Ltd	Bogura	std-760	S & D -3, Bogura	770,842.00	770,842.00
6	Pubali Bank Ltd	Naogaon	670	S & D - Naogaon ( North)	422,828.00	422,828.00
7	Pubali Bank Ltd	Joypurhat	2889	S & D - Joypurhat	126,619.00	126,619.00
8	Agrani Bank Ltd	Joypurhat	std-66258	S & D - Joypurhat	12,877.11	12,877.11
9	Rupali Bank Ltd	Dhupchachia	SND-34	S & D - Dhupchachia, Bogura	553,468.69	553,468.69
10	Pubali Bank Ltd	Shantahar	STD-456	S & D - Shantahar, Bogura	164,086.50	164,086.50
11	First Security Islami Bank Ltd.	Shantahar	STD-062	S & D - Shantahar, Bogura	41,133.71	41,133.71
12	The City Bank Ltd	Sherpur	STD-3001	S&D- Sherpur, Bogura	455,926.29	455,926.29
13	Janata Bank Ltd	Shibganj	SND-6725	Shibgong electric supply, Bogura	242,125.96	242,125.96
14	Rupali Bank Ltd	Shibganj	SND-014	Shibgong electric supply, Bogura	804,082.49	804,082.49
15	Agrani Bank Ltd	Bogura	STD-832	S & D -Karatoa, Bogura	169,266.88	169,266.88
16	Shahjalal Islami Bank Ltd	Naogaon	std-139	S & D-Naogaon ( South))	272,544.14	272,544.14
<b>Total</b>					<b>4,660,455.10</b>	<b>4,660,455.10</b>

**Northern Electricity Supply Company Limited**  
(An Enterprise of Bangladesh Power Development Board)  
**Cash and Cash Equivalents (Bogura RAO)**  
For the Year ended June 30, 2021

Annexure-E

Type & Code : 134a (Unit SD Collection)

SL	Bank Name	Branch Name	Account Number	Name of Office	Closing Balance (Bank)	Closing Balance (Cash)
1	Janata Bank Ltd.	Shaptapadi	STD-68	S & D -1, Bogura	330,400.00	330,400.00
2	Agrani Bank Ltd.	Thana Road	STD-694/4	S & D-2, Bogura	234,947.00	234,947.00
3	Pubali Bank Ltd.	Sathmata	STD-078	S & D-3, bogura	538,450.00	538,450.00
4	Pubali Bank Ltd.	Naogaon	STD-02	S & D-Naogaon ( North)	497,600.00	497,600.00
5	Shajalal Islami Bank Ltd.	Naogaon	STD-140	S & D, NOAGONA ( SOUTH)	153,973.66	153,973.66
6	Pubali Bank Ltd.	Joypurhat	STD-605	S & D, JOYPURHAT	114,450.00	114,450.00
7	Agrani Bank Ltd	Sherpur	STD-09	S & D, SHERPUR	318,869.36	318,869.36
8	Janata Bank Ltd.	Shibgong	STD-12	SHIBGONJ ESU	464,360.00	464,360.00
9	Pubali Bank Ltd.	Shantahar	STD-04	S & D, SANTAHAR	119,986.50	119,986.50
10	Rupali Bank Ltd.	Dhupchachia	STD-17	S & D, DUPCHAIA	639,367.25	639,367.25
11	Agrani Bank Ltd.	Nisindara	STD-3816	S & D, KARATOA	187,118.80	187,118.80
<b>Total</b>					<b>3,599,522.57</b>	<b>3,599,522.57</b>

Type & Code : 135 (ESTB)

SL	Bank Name	Branch Name	Account Number	Name of Office	Closing Balance (Bank)	Closing Balance (Cash)
1	Pubali Bank Ltd.	Sathmatha	STD-1163	S & D -1, Bogura	1,152,052.03	6,785.03
2	Pubali Bank Ltd.	Sathmatha	STD-1171	S & D-2, bogura	969,183.31	6,784.31
3	Pubali Bank Ltd.	Sathmatha	STD-1010	S & D-3, bogura	850,183.00	1,704.00
4	The City Bank Ltd.	Sherpur	STD-001	S&D- Sherpur, Bogura	564,747.95	7,735.95
5	Rupali Bank Ltd.	Dhupchachia	STD-015	S & D - Dhupchachia, Bogura	657,474.20	3,140.20
6	Janata Bank Ltd.	Shibgonj	STD-3353	Shibgong electric supply, Bogura	199,657.78	4,312.78
7	Pubali Bank Ltd.	Shantahar	STD-066	S & D - Shantahar, Bogura	1,630,653.30	12,811.30



**Northern Electricity Supply Company Limited**  
(An Enterprise of Bangladesh Power Development Board)  
**Cash and Cash Equivalents (Bogura RAO)**  
For the Year ended June 30, 2021

Annexure-E

Type & Code : 135 (ESTB)

SL	Bank Name	Branch Name	Account Number	Name of Office	Closing Balance (Bank)	Closing Balance (Cash)
8	Pubali Bank Ltd.	Naogaon	STD- 178	S & D-Naogaon ( North)	233,952.85	11,811.85
9	Pubali Bank Ltd.	Joypurhat	STD- 3767	S & D - Joypurhat	1,211,897.52	19,690.52
10	Pubali Bank Ltd.	Sathmatha	STD-491	O & M CIRCLE,BOGURA	927,146.91	25,257.91
11	Pubali Bank Ltd.	Sathmatha	STD-770	ZRS,BOGURA	87,822.75	1,691.75
12	Pubali Bank Ltd.	Sathmatha	STD-066	RAO, BOGURA	260,797.06	34,952.06
13	Pubali Bank Ltd.	Naogaon	STD-858	S & D-Naogaon ( South))	152,219.00	17,896.00
14	Pubali Bank Ltd.	Sathmatha	STD-1198	S & D-Karatao	217,122.00	90,671.00
15	Sonali Bank Ltd.	Azizul Haque	STD-014	REVENUE ASSURANCE	27,887.00	9,156.00
16	Pubali Bank Ltd.	Sathmatha	STD-277	RAO, BOGURA (STD-27)	1,412,231.65	246,525.65
<b>Total</b>					<b>10,555,028.31</b>	<b>500,926.31</b>

Type & Code : 137 (Regional Collection)

SL	Bank Name	Branch Name	Account Number	Name of Office	Closing Balance (Bank)	Closing Balance (Cash)
1	Agrani Bank Ltd.	Thana Road	STD-001	RAO, bogura	5,682.50	(35,857.50)
2	Sonali Bank Ltd.	Corporate	STD-32652	RAO, bogura		
3	Rupali Bank Ltd	Thana Road	STD-1928	RAO, bogura	52,376.40	52,376.40
4	Pubali Bank Ltd	Sathmatha	STD-151	RAO, bogura	4,298,556.57	3,525,103.57
5	Janata Bank Ltd	Corporate	STD-413	RAO, bogura	113,026.49	113,026.49
6	United Commercial Bank Ltd	Bogura	STD-762	RAO, bogura		
7	BASIC Bank Ltd	Bogura	STD-4181019		4,129,940.73	4,161,679.73
<b>Total</b>					<b>8,599,582.69</b>	<b>7,816,328.69</b>

**Northern Electricity Supply Company Limited**  
(An Enterprise of Bangladesh Power Development Board)  
**Cash and Cash Equivalents (Bogura RAO)**  
For the Year ended June 30, 2021

Annexure-E

Type & Code : 137a (Regional Misc. Collection)

SL	Bank Name	Branch Name	Account Number	Name of Office	Closing Balance (Bank)	Closing Balance (Cash)
1	Pubali Bank Ltd	Sathmatha	STD-08	RAO, bogura	5,666,142.43	6,159,270.43
<b>Total</b>						

Type & Code : 137B (Regional SD Collection)

SL	Bank Name	Branch Name	Account Number	Name of Office	Closing Balance (Bank)	Closing Balance (Cash)
1	Sonali Bank Ltd	Azizul Haque	STD-036	RAO, Bogura	133,688.00	455,553.00
<b>Total</b>						

Type & Code : 138 (Deposit)

SL	Bank Name	Branch Name	Account Number	Name of Office	Closing Balance (Bank)	Closing Balance (Cash)
1	Pubali Bank Ltd	Sathmatha	STD-286	RAO, Bogura	173,985.00	173,985.00
2	Pubali Bank Ltd	Sathmatha	STD-294	RAO, Bogura	917,730.48	3,460,058.48
<b>Total</b>					<b>1,091,715.48</b>	<b>3,634,043.48</b>

**Northern Electricity Supply Company Limited**  
(An Enterprise of Bangladesh Power Development Board)  
**Cash and Cash Equivalents (Pabna RAO)**

For the Year ended June 30, 2021

Annexure-E

Code-133

SL	Bank Name	Branch Name	Account Number	Name of Office	Closing Balance (Bank)	Closing Balance (Cash)
1	The City Bank Ltd	Pabna Branch	3102232405001	S & D -1, Pabna	1,561,551.63	1,561,551.63
2	Janata Bank Ltd	Municipality Branch	0100026349405	S & D -1, Pabna	11,186,822.08	11,186,822.08
3	Rupali Bank Ltd	Pabna Branch	3756020006225	S & D -1, Pabna	8,201,678.11	8,201,678.11
4	AB Bank Ltd	Pabna Branch	4209784007430	S & D -1, Pabna	6,221,473.46	6,221,473.46
5	Agrani Bank Ltd.	Pabna Branch	0200001008765	S & D -1, Pabna	2,537,115.00	2,537,115.00
7	Southeast Bank Ltd	Pabna Branch	00971310000009	S & D -1, Pabna	7,011,724.62	7,011,724.62
8	Social Islami Bank Ltd.	Pabna Branch	0751360000216	S & D -1, Pabna	2,744,401.53	2,744,401.53
9	First Security Islami Bank Ltd.	Pabna Branch	016913100000094	S & D -1, Pabna	1,468,036.66	1,468,036.66
10	Standard Bank Ltd	Pabna Branch	08536000146	S & D -1, Pabna	180,704.46	180,704.46
11	Pubali Bank Ltd	Pabna Branch	0488102001144	S & D -1, Pabna	73,392.00	73,392.00
12	Jamuna Bank Ltd	Pabna Branch	0064-0320000873	S & D -1, Pabna	66,781.00	66,781.00
13	Dhaka Bank Ltd.	Pabna Branch	3011500000150	S & D -1, Pabna	-	-
14	The City Bank Ltd	Pabna Branch	3103138718001	S & D -2, Pabna	1,118,702.08	1,118,702.08
15	AB Bank Ltd	Pabna Branch	4209-766510-430	S & D -2, Pabna	355,098.25	355,098.25
16	Southeast Bank Ltd	Pabna Branch	009713100000032	S & D -2, Pabna	402,731.13	402,731.13
17	Rupali Bank Ltd	Pabna Branch	3756024000065	S & D -2, Pabna	3,814,584.00	3,814,584.00
18	Social Islami Bank Ltd.	Pabna Branch	0751360000339	S & D -2, Pabna	1,975,640.00	1,975,640.00
19	First Security Islami Bank Ltd.	Pabna Branch	016913100000096	S & D -2, Pabna	2,625,887.34	2,625,887.34
20	Janata Bank Ltd	Municipality Branch	0100221039950	S & D -2, Pabna	2,685,691.02	2,685,691.02
21	IFIC Bank Ltd	Pabna Branch	6084309490041	S & D -2, Pabna	3,062,071.37	3,062,071.37
22	Pubali Bank Ltd	Pabna Branch	0488102000746	S & D -2, Pabna	14,015,567.00	14,015,567.00
23	Janata Bank Ltd	Atowa Branch	0100027021942	S & D -2, Pabna	30,719,525.33	30,719,525.33

**Northern Electricity Supply Company Limited**  
(An Enterprise of Bangladesh Power Development Board)  
**Cash and Cash Equivalents (Pabna RAO)**

For the Year ended June 30, 2021

Annexure-E

Code-133

SL	Bank Name	Branch Name	Account Number	Name of Office	Closing Balance (Bank)	Closing Balance (Cash)
24	Janata Bank Ltd	Nurpur Branch	0100037447786	S & D -2, Pabna	3,787,067.83	3,787,067.83
25	Jamuna Bank Ltd	Pabna Branch	0064-0320000408	S & D -2, Pabna	4,585,691.05	4,585,691.05
26	Union Bank Ltd	Pabna Branch	0361210000227	S & D -2, Pabna	2,269,277.50	2,269,277.50
27	Standard Bank Ltd	Pabna Branch	08536000082	S & D -2, Pabna	1,371,742.51	1,371,742.51
28	EXIM Bank Ltd	Pabna Branch	08513100034507	S & D -2, Pabna	-	-
29	Janata Bank Ltd	Ruppur Branch	0100220032366	S & D -2, Pabna	38,912,062.69	38,912,062.69
30	Agrani Bank Ltd.	Ruppur Branch	0200005845888	S & D, Ishwardi	1,718,967.00	1,718,967.00
31	Pubali Bank Ltd	Ishwardi Branch	0122102000321	S & D, Ishwardi	16,511,913.00	16,511,913.00
32	Janata Bank Ltd	Ishwardi Branch	0100021637542	S & D, Ishwardi	5,315,626.00	5,315,626.00
33	Rupali Bank Ltd	Ishwardi Branch	3772020001567	S & D, Ishwardi	14,406,493.60	14,406,493.60
34	Rupali Bank Ltd	EPZ Branch	6072024000001	S & D, Ishwardi	23,557,799.00	23,557,799.00
35	Prime Bank Ltd	Ishwardi Branch	2179318015335	S & D, Ishwardi	6,636,293.86	6,636,293.86
36	Southeast Bank Ltd	Ishwardi Branch	010313100000005	S & D, Ishwardi	7,982,688.69	7,982,688.69
37	Mercantile Bank Ltd.	Ishwardi Branch	133013124624735	S & D, Ishwardi	-	-
38	National Bank Ltd.	Sirajgonj Branch	1040004239461	S & D-1, Sirajgonj	530,290.00	530,290.00
39	EXIM Bank Ltd	Sirajgonj Branch	11013100021898	S & D-1, Sirajgonj	-	-
40	Social Islami Bank Ltd.	Sirajgonj Branch	0121330007302	S & D-1, Sirajgonj	9,642,217.09	9,642,217.09
41	Sonali Bank Ltd	Sirajgonj Pr. Branch	4215200000579	S & D-1, Sirajgonj	2,221,492.20	2,221,492.20
42	ONE Bank Ltd.	Sirajgonj Branch	0313000000091	S & D-1, Sirajgonj	-	-
43	Agrani Bank Ltd.	Sirajgonj Branch	0200001348702	S & D-1, Sirajgonj	14,899.04	14,899.04
44	Agrani Bank Ltd.	Sirajgonj Branch	020001555920	S & D-1, Sirajgonj	1,673,961.81	1,673,961.81
45	First Security Islami Bank Ltd.	Sirajgonj Branch	025113100000090	S & D-1, Sirajgonj	161,983.31	161,983.31
46	BASIC Bank Ltd.	Sirajgonj Branch	2916010000315	S & D-2, Sirajgonj	-	-

**Northern Electricity Supply Company Limited**  
(An Enterprise of Bangladesh Power Development Board)  
**Cash and Cash Equivalents (Pabna RAO)**

For the Year ended June 30, 2021

Annexure-E

Code- 133

SL	Bank Name	Branch Name	Account Number	Name of Office	Closing Balance (Bank)	Closing Balance (Cash)
47	Janata Bank Ltd	Sirajgonj Pr. Branch	0100000844076	S & D-2, Sirajgonj	4,219,810.94	4,219,810.94
48	Sonali Bank Ltd	SS Road Branch	4212733002802	S & D-2, Sirajgonj	440,720.30	440,720.30
49	Southeast Bank Ltd	Sirajgonj Branch	008813100000015	S & D-2, Sirajgonj	2,483,525.87	2,483,525.87
50	Jamuna Bank Ltd	Sirajgonj Branch	00290320001571	S & D-2, Sirajgonj	5,459,316.00	5,459,316.00
51	National Bank Ltd.	Sirajgonj Branch	1040004239473	S & D-2, Sirajgonj	537,087.00	537,087.00
52	First Security Islami Bank Ltd.	Sirajgonj Branch	1040004239473	S & D-2, Sirajgonj	545,180.00	545,180.00
53	AB Bank Ltd	Sirajgonj Branch	4207-788493-430	S & D-2, Sirajgonj	3,593,541.25	3,593,541.25
54	Agrani Bank Ltd.	SS Road Branch	0200015462054	S & D-2, Sirajgonj	1,101.27	1,101.27
	<b>Total</b>				<b>260,609,926.88</b>	<b>260,609,926.88</b>

Type & Code : 134 (Unit Misc. Collection)

SL	Bank Name	Branch Name	Account Number	Name of Office	Closing Balance (Bank)	Closing Balance (Cash)
1	The City Bank Ltd	Pabna Branch	3101887598001	S & D-1, Pabna	66,533.63	66,533.63
2	BRAC Bank Ltd.	Pabna Branch	5001104669325001	S & D-1, Pabna	70,347.72	70,347.72
3	First Security Islami Bank Ltd.	Pabna Branch	016913100000098	S & D-1, Pabna	317,391.49	317,391.49
4	Pubali Bank Ltd	Pabna Branch	4881020001010	S & D-2, Pabna	638,077.55	638,077.55
5	First Security Islami Bank Ltd.	Pabna Branch	016913100000098	S & D-2, Pabna	71,989.59	71,989.59
6	The Premier Bank Ltd.	Pabna Branch	020613100000001	S & D-2, Pabna	137,118.04	137,118.04
7	Southeast Bank Ltd	Ishwardi Branch	010313100000016	S & D, Ishwardi	354,239.25	354,239.25
8	EXIM Bank Ltd.	Sirajgonj Branch	11013100084957	S & D-1, Sirajgonj	334,293.82	334,293.82
9	Sonali Bank Ltd.	Sirajgonj Branch	4215003000078	S & D-1, Sirajgonj	8,266.60	8,266.60
10	Jamuna Bank Ltd.	Sirajgonj Branch	0029-0320001811	S & D-2, Sirajgonj	2,661.00	2,661.00

**Northern Electricity Supply Company Limited**  
(An Enterprise of Bangladesh Power Development Board)  
**Cash and Cash Equivalents (Pabna RAO)**

For the Year ended June 30, 2021

Annexure-E

Type & Code : 134 (Unit Misc. Collection)

SL	Bank Name	Branch Name	Account Number	Name of Office	Closing Balance (Bank)	Closing Balance (Cash)
11	Janata Bank Ltd	Sirajgonj	0100214065317	S & D-2, Sirajgonj	362,761.46	362,761.46
12	Janata Bank Ltd	Nurpur Br. Pabna	0100037333306	Magistrate Court	2,204.54	2,204.54
	<b>Total</b>				<b>2,365,884.69</b>	<b>2,365,884.69</b>

Type & Code : 134a (Unit SD Collection)

SL	Bank Name	Branch Name	Account Number	Name of Office	Closing Balance (Bank)	Closing Balance (Cash)
1	The City Bank Ltd	Pabna Branch	3102232406001	S & D-1, Pabna	70,702.52	70,702.52
2	BRAC Bank Ltd.	Pabna Branch	5001104669417001	S & D-1, Pabna	78,459.78	78,459.78
3	First Security Islami Bank Ltd.	Pabna Branch	016913100000100	S & D-1, Pabna	169,802.43	169,802.43
4	The Premier Bank Ltd.	Pabna Branch	020613100000002	S & D-2, Pabna	102,497.72	102,497.72
5	Pubali Bank Ltd	Pabna Branch	0488102000090	S & D-2, Pabna	554,504.00	554,504.00
6	Southeast Bank Ltd	Ishwardi Branch	010313100000013	S & D, Ishwardi	233,435.42	233,435.42
7	Sonali Bank Ltd	Sirajgonj	4215200000580	S & D-1, Sirajgonj	160,000.00	160,000.00
8	Janata Bank Ltd	Sirajgonj	0100214065821	S & D-2, Sirajgonj	129,885.15	129,885.15
	<b>Total</b>				<b>1,499,287.02</b>	<b>1,499,287.02</b>

Type & Code : 135 (ESTB)

SL	Bank Name	Branch Name	Account Number	Name of Office	Closing Balance (Bank)	Closing Balance (Cash)
1	Pubali Bank Ltd.	Ishwardi Branch	0122102000201	S & D, Ishwardi	1,520,085.50	518,287.50
2	Pubali Bank Ltd.	Pabna Branch	0488102000733	S & D-1, Pabna	737,789.13	373,088.13
3	Rupali Bank Ltd.	Pabna Branch	3756024000021	S & D-2, Pabna	770,634.74	426,671.74

**Northern Electricity Supply Company Limited**  
(An Enterprise of Bangladesh Power Development Board)  
**Cash and Cash Equivalents (Pabna RAO)**

For the Year ended June 30, 2021

Annexure-E

Type & Code : 135 (ESTB)

SL	Bank Name	Branch Name	Account Number	Name of Office	Closing Balance (Bank)	Closing Balance (Cash)
4	Sonali Bank Ltd.	Sirajgonj Branch	4215110000014	S & D-1, Sirajgonj	731,445.98	533,452.98
5	Sonali Bank Ltd.	Sirajgonj Branch	4215003000077	S & D-2, Sirajgonj	928,034.00	414,861.00
6	Janata Bank Ltd.	Nurpur Branch	0100037448481	O & M Circle, Pabna	622,530.00	406,742.00
7	Janata Bank Ltd.	Ishwardi Branch	0100021636813	RAO, Ishwardi	2,193,821.12	173,609.12
8	Janata Bank Ltd.	Ishwardi Branch	0100021637038	RAO (Contractor), Ishwardi	198,989.38	19,549.38
<b>Total</b>					<b>7,703,329.85</b>	<b>2,866,261.85</b>

Type & Code : 137 (Regional Collection)

SL	Bank Name	Branch Name	Account Number	Name of Office	Closing Balance (Bank)	Closing Balance (Cash)
1	United Commercial Bank Ltd	Pabna Branch	351301000000260	RAO, Ishwardi	22,450.38	22,450.38
2	Janata Bank Ltd	Ishwardi Branch	0100021637496	RAO, Ishwardi	46,995.48	46,995.48
3	Agrani Bank Ltd	Ishwardi Branch	0200003552174	RAO, Ishwardi	655,386.00	655,386.00
4	Rupali Bank Ltd	Pabna Branch	3756020006228	RAO, Ishwardi	-	445,564.00
5	BASIC Bank Ltd	Sirajgonj	2916-01-0000362	RAO, Ishwardi	-	-
6	Pubali Bank Ltd	Ishwardi Branch	0122102000692	RAO, Ishwardi	-	-
<b>Total</b>					<b>724,831.86</b>	<b>1,170,395.86</b>

Type & Code : 137a (Regional Misc. Collection)

SL	Bank Name	Branch Name	Account Number	Name of Office	Closing Balance (Bank)	Closing Balance (Cash)
1	Pubali Bank Ltd	Ishwardi Branch	0122102000313	RAO, Ishwardi	448,868.24	448,868.24
<b>Total</b>					<b>448,868.24</b>	<b>448,868.24</b>

**Northern Electricity Supply Company Limited**  
(An Enterprise of Bangladesh Power Development Board)  
**Cash and Cash Equivalents (Pabna RAO)**

For the Year ended June 30, 2021

Annexure-E

Type & Code : 137B (Regional SD Collection)

SL	Bank Name	Branch Name	Account Number	Name of Office	Closing Balance (Bank)	Closing Balance (Cash)
1	Mercantile Bank Ltd	Ishwardi Branch	13301312622812	RAO, Ishwardi	123,884.94	123,884.94
<b>Total</b>					<b>123,884.94</b>	<b>123,884.94</b>

Type & Code : 138 (Deposit)

SL	Bank Name	Branch Name	Account Number	Name of Office	Closing Balance (Bank)	Closing Balance (Cash)
1	Janata Bank Ltd.	Ishwardi Branch	0100021636899	RAO, Ishwardi (Contractor SD)	409,317.81	597,006.81
2	Pubali Bank Ltd.	Ishwardi Branch	0122102000160	RAO, Ishwardi (DW A/C)	228,712.00	228,712.00
3	Pubali Bank Ltd.	Ishwardi Branch	0122102000634	RAO, Ishwardi (DW Contractor A/C)	113,802.00	113,802.00
<b>Total</b>					<b>751,831.81</b>	<b>939,520.81</b>

**Northern Electricity Supply Company Limited**  
(An Enterprise of Bangladesh Power Development Board)  
**Cash and Cash Equivalents (Rangpur RAO)**

For the Year ended June 30, 2021

Annexure-E

Statement of code no - 133

SL	Name of Bank	Branch	Account No	Name of Office	Closing Balance (Bank)	Closing Balance (Cash)
1	Pubali Bank Ltd.	Shapla chattrar	2160102000066		16,680,479.91	16,680,479.91
2	NCC Bank Ltd.	Rangpur	0026-0320000333		5,198,646.00	5,198,646.00
3	ONE Bank Ltd.	Rangpur	0523000000091		-	-
4	BASIC Bank Ltd.	Rangpur	3216-01-0000405		-	-
5	National Bank Ltd.	Rangpur	1006001154897		2,174,944.00	2,174,944.00
6	Prime Bank Ltd.	Rangpur	2161316001246		4,147,583.75	4,147,583.75
7	Dhaka Bank Ltd.	Rangpur	0431150000001291	Sales & Distribution Division - 1, Rangpur	-	-
8	EXIM BANK Ltd.	Rangpur	03213100278528		-	-
9	Rupali Bank Ltd.	Tetultala	4481024000014		2,446,032.00	2,446,032.00
10	Union Bank Ltd	Rangpur	0631210000115		747,880.00	747,880.00
11	Commerce bank Ltd.	Rangpur	06132000008		1,347,619.64	1,347,619.64
12	First security Islami bank Ltd	Rangpur	10913100000727		218,438.73	218,438.73
13	Bangladesh Development Bank Ltd.	Rangpur	0570240000024		91,998.00	91,998.00
14	Agrani Bank Ltd.	Main Br.	0200012569947		5,798,498.00	5,798,498.00
15	Agrani Bank Ltd.	Central Road	0200005353853		5,083,684.00	5,083,684.00
16	Agrani Bank Ltd.	Medical	02000034388952		7,839,931.00	7,839,931.00
17	Janata Bank Ltd.	Shilpo Nogori	0100034284541		12,426,832.16	12,426,832.16
18	Pubali Bank Ltd.	Dhap	4664102000027		8,510,681.95	8,510,681.95
19	Mutual Trust Bank Ltd.	Rangpur	00330320000405		-	-
20	Southeast Bank Ltd.	Rangpur	1310000374	Sales & Distribution Division - 2, Rangpur	37,697,450.81	37,697,450.81
21	ONE Bank Ltd.	Rangpur	05230000000329		-	-
22	BASIC Bank Ltd.	Rangpur	3216010000473		-	-
23	Commerce bank Ltd.	Rangpur	6132000023		22,527.60	22,527.60
24	First security Islami bank Ltd	Rangpur	010913100000728		75,059.00	75,059.00

**Northern Electricity Supply Company Limited**  
(An Enterprise of Bangladesh Power Development Board)  
**Cash and Cash Equivalents (Rangpur RAO)**

For the Year ended June 30, 2021

Annexure-E

Statement of code no - 133

SL	Name of Bank	Branch	Account No	Name of Office	Closing Balance (Bank)	Closing Balance (Cash)
25	Rupali Bank Ltd.	Mahigong	4309024000005		5,008,472.00	5,008,472.00
26	Janata Bank Ltd.	Lalbagh	0100023820034		1,692,271.67	1,692,271.67
27	Agrani Bank Ltd.	Alomnagor	0200004837720	Sales & Distribution Division - 3, Rangpur	5,042,832.00	5,042,832.00
28	United Commercial Bank Ltd.	Rangpur	0221301000000192		0.00	0.00
29	Social Islami Bank Ltd.	Rangpur	0681360000242		8,252,742.50	8,252,742.50
30	ONE Bank Ltd.	Rangpur	05230000000353		-	-
31	Bangladesh Commerce Bank Ltd.	Rangpur	06132000016	Sales & Distribution Division - 3, Rangpur	255,964.69	255,964.69
32	BASIC Bank Ltd.	Rangpur	3216010000489		(0.00)	(0.00)
33	First security Islami bank Ltd	Rangpur	01091300000729		77,717.00	77,717.00
34	Agrani Bank Ltd.	Saidpur	0200001892690		11,979,051.00	11,979,051.00
35	Pubali Bank Ltd.	Saidpur	0841102002836		6,417,928.15	6,417,928.15
36	NCC Bank Ltd.	Saidpur	0036-0325000108		3,486,977.79	3,486,977.79
37	Rupali Bank Ltd.	Saidpur	433024000012		1,731,321.00	1,731,321.00
38	National Bank Ltd.	Saidpur	1038001151600		3,634,264.00	3,634,264.00
39	Standard Bank Ltd. .	Saidpur	05536000006	Sales & Distribution Division - Saidpur	23,822,767.45	23,822,767.45
40	Prime Bank Ltd.	Saidpur	2231318000432		530,589.31	530,589.31
41	BASIC Bank Ltd.	Saidpur	2016-01-0000471		-	-
42	Dhaka Bank Ltd.	Saidpur	4361500000587		-	-
43	Social Islami Bank Ltd.	Saidpur	991360000494		3,440,188.00	3,440,188.00
44	Al Arafah Islami Bank Ltd,	Saidpur	251220000924		-	-
45	Sonali Bank Ltd.	Kurigram	5208436001151		4,099,493.00	4,099,493.00
46	Janata Bank Ltd.	Kurigram	100146896663	Sales & Distribution Division - Kurigram	3,770,077.00	3,770,077.00
47	National Bank Ltd.	Kurigram	1195002972269		9,268,835.00	9,268,835.00
48	Janata Bank Ltd.	Domer	0100026948007		14,637,801.48	14,637,801.48
49	Janata Bank Ltd.	Chilahati	0100157169259		2,620,639.12	2,620,639.12
50	Rupali Bank Ltd.	Dimla	4341024000003	Sales & Distribution Division - Domer	2,482,320.70	2,482,320.70
51	Rajshahi Kriisi Unnayan Bank	Domer	00172000023		3,748,615.16	3,748,615.16
52	Rajshahi Kriisi Unnayan Bank	Dimla	0017200000016		593,203.68	593,203.68

**Northern Electricity Supply Company Limited**  
(An Enterprise of Bangladesh Power Development Board)

**Cash and Cash Equivalents (Rangpur RAO)**

For the Year ended June 30, 2021

Annexure-E

Statement of code no - 133

SL	Name of Bank	Branch	Account No	Name of Office	Closing Balance (Bank)	Closing Balance (Cash)
53	Janata Bank Ltd.	Jaldhaka	0100032790237		3,804,716.25	3,804,716.25
54	Rupali Bank Ltd.	Dalia	4465024000049	Jaldhaka Electric Supply	247,370.45	247,370.45
55	Sonali Bank Ltd.	Jaldhaka	5306004000839		1,467,968.00	1,467,968.00
56	Rajshahi Krisi Unnayan Bank	Jaldhaka	1720000022		1,401,213.39	1,401,213.39
57	Jamuna Bank Ltd.	Jaldhaka	0139-0320000097		1,756,287.00	1,756,287.00
58	Rupali Bank Ltd.	Patgram	4366024000004		1,690,089.25	1,690,089.25
59	NCC Bank Ltd.	Patgram	00370320010007	Sales & Distribution Division-Patgram	2,488,240.00	2,488,240.00
60	Janata Bank Ltd.	Baura	0100082842955		554,701.32	554,701.32
61	Janata Bank Ltd.	Burimari	0100193981865		864,907.00	864,907.00
62	Rajshahi Krisi Unnayan Bank	Patgram	001720000011	Sales & Distribution Division-Patgram	292,291.25	292,291.25
63	National Bank Ltd.	Burimari	1189002262628		980,080.71	980,080.71
64	Islami Bank Ltd.	Patgram	20503220900001508		1,791,556.75	1,791,556.75
65	Sonali Bank Ltd.	Puran Bazar	5113633014787		5,528,122.70	5,528,122.70
66	Janata Bank Ltd.	Main Br	0100012689998		884,745.69	884,745.69
67	Janata Bank Ltd.	Hatlaki	0100088772223		1,380,037.54	1,380,037.54
68	Pubali Bank Ltd.	Park Road Branch	2022102000858	Sales & Distribution Division-1, Gaibandha	3,049,885.20	3,049,885.20
69	Rupali Bank Ltd.	Bediakhali	4416024000002		708,435.00	708,435.00
70	National Bank Ltd.	Gaibandha Branch	1099002128671		5,859,727.00	5,859,727.00
71	NRB Commercial Bank Ltd.	Gaibandha Branch	507936000000093		2,735,120.00	2,735,120.00
72	Sonali Bank Ltd.	Gaibandha Branch	5106003000107		8,666,431.00	8,666,431.00
73	Rupali Bank Ltd.	Gaibandha Branch	4374024000038	Sales & Distribution Division-2, Gaibandha	4,005,738.00	4,005,738.00
74	Pubali Bank Ltd.	Gaibandha Branch	1613102000430		9,879,705.00	9,879,705.00
75	Janata bank Ltd	Gaibandha Branch	0100220256787		153,596.00	153,596.00
76	Janata Bank Ltd.	Gobindagong	0100034291653		6,827,870.15	6,827,870.15
77	Sonali Bank Ltd.	Gobindagong	5107004001465	Sales & Distribution Division-Gobindagong	-	-
78	Social Islami Bank Ltd.	Gobindagong	0521360000029		4,976,745.46	4,976,745.46
79	Mutual Trust Bank Ltd.	Gobindagong	0071-0320000061		-	-

**Northern Electricity Supply Company Limited**  
(An Enterprise of Bangladesh Power Development Board)

**Cash and Cash Equivalents (Rangpur RAO)**

For the Year ended June 30, 2021

Annexure-E

Statement of code no - 133

SL	Name of Bank	Branch	Account No	Name of Office	Closing Balance (Bank)	Closing Balance (Cash)
80	Sonali Bank Ltd.	Palashbari	5112001070532		390,133.00	390,133.00
81	Janata Bank Ltd	Palashbari	0100087260989	Palashbari Electric Supply	1,495,642.00	1,495,642.00
82	Al Arafah Islami Bank Ltd.	Palashbari	1371220000041		5,085.28	5,085.28
83	Rajshahi Krisi Unnayan Bank	Palashbari	01110000480		8,776.00	8,776.00
84	South Bangla Agriculture Bank Ltd.	Palashbari	0080130000027	Palashbari Electric Supply	3,708,943.91	3,708,943.91
85	Agrani bank Ltd	Palashbari	2000016288147		242,470.12	242,470.12
86	Sonali Bank Ltd.	Lalmohirhat	5210036001009		4,167,863.00	4,167,863.00
87	Agrani Bank Ltd.	Lalmohirhat	0200001694728	Sales & Distribution Division-Lalmohirhat	11,549,394.00	11,549,394.00
88	Janata Bank Ltd.	Kauniya	0100047503030		56,401.00	56,401.00
89	Mercantile Bank Ltd.	Lalmohirhat	131513121553824		-	-
90	Janata Bank Ltd.	Kaligonj	0100081045181	Sales & Distribution Division-Kaligonj	12,073,412.00	12,073,412.00
91	Janata Bank Ltd.	Votmari	0100082700573		951,350.00	951,350.00
92	Rajshahi Krisi Unnayan Bank	Chaparhat	240000086	Sales & Distribution Division-Kaligonj	1,013,867.46	1,013,867.46
93	Rupali Bank Ltd.	Chamtar hat	6007024000001		888,505.00	888,505.00
94	Agrani Bank Ltd.	Tushvander	0200013005562	Sales & Distribution Division-Kaligonj	2,450,989.00	2,450,989.00
95	Pubali Bank Ltd.	Nilphamari	167102000201		16,112,691.25	16,112,691.25
96	Sonali Bank Ltd	Nilphamari	5309003000144		3,072,668.00	3,072,668.00
97	Mercantile Bank Ltd.	Nilphamari	117313104522838		-	-
98	Standard Bank Ltd	Nilphamari	06036000022	Sales & Distribution Division-Nilphamari	3,490,324.18	3,490,324.18
99	Padma Bank Ltd	Nilphamari	113000388264		7,115,542.05	7,115,542.05
100	United Commercial Bank Ltd.	Nilphamari	1821300000038		-	-
101	Islami Bank Bangladesh Ltd	Nilphamari	2120400004903		5,304,618.00	5,304,618.00
102	Janata Bank Ltd.	Hatibandha	0100152218987		3,137,142.00	3,137,142.00
103	Rupali Bank Ltd.	Barakhata	4424024000002		2,562,412.04	2,562,412.04
104	Prime Bank Ltd.	Hatibandha	2230318001001	Sales & Distribution Division-Hatibandha	1,743,282.56	1,743,282.56
105	Rajshahi Krisi Unnayan Bank	Doikaya	0017200000008		207,352.75	207,352.75
106	Agrani Bank Ltd.	Tushavander	0200015919773		469,811.49	469,811.49
107	Jamuna Bank Ltd	Hatibandha	0146-0320000016		1,394,786.00	1,394,786.00

**Northern Electricity Supply Company Limited**  
(An Enterprise of Bangladesh Power Development Board)

**Cash and Cash Equivalents (Rangpur RAO)**

For the Year ended June 30, 2021

Annexure-E

Statement of code no - 133

SL	Name of Bank	Branch	Account No	Name of Office	Closing Balance (Bank)	Closing Balance (Cash)
108	Sonali Bank Ltd.	Kishorgong	5307436000418	Kishorgong Electric Supply	430,409.00	430,409.00
109	Rupali Bank Ltd.	Kishorgong	4291024000016		1,092,985.00	1,092,985.00
110	Rajshahi Krisi Unnayan Bank	Kishorgong	001720000006		115,244.47	115,244.47
<b>Total</b>					<b>384,350,038.92</b>	<b>384,350,038.92</b>

Statement of code no - 134

SL	Name of Bank	Branch	Account No	Name of Office	Closing Balance (Bank)	Closing Balance (Cash)
1	Pubali Bank Ltd	Shapla	2160102000881	Sales & Distribution Division-1, Rangpur	349,802.98	349,802.98
2	ONE Bank Ltd.	Rangpur	523000000433	Sales & Distribution Division-2, Rangpur	6,185.00	6,185.00
3	Agrani Bank Ltd.	Rangpur Main Br	200012822125	Sales & Distribution Division-3, Rangpur	232,293.00	232,293.00
4	Southeast Bank Ltd.	Rangpur	1310000374	Sales & Distribution Division-Saidpur	301,756.12	301,756.12
5	Janata Bank Ltd.	Lalbag	100154315122	Sales & Distribution Division-Kurigram	464,362.19	464,362.19
6	Social Islami Bank Ltd.	Rangpur	681360000668	Sales & Distribution Division-Domer	17,983.25	17,983.25
7	Agrani Bank Ltd.	Saidpur	200012870527	Sales & Distribution Division-Domer	367,370.00	367,370.00
8	Standard Bank Ltd.	Saidpur	5536000071	Sales & Distribution Division-Domer	19,848.86	19,848.86
9	National bank Ltd.	Kurigram	1195003081223	Sales & Distribution Division-Domer	190,765.32	190,765.32
10	Janata Bank Ltd.	Domer	100158790411	Sales & Distribution Division-Domer	342,287.69	342,287.69
11	Rajshahi Krisi Unnayan Bank	Domer	0017200000025	Sales & Distribution Division-Domer	138,451.01	138,451.01
12	Janata Bank Ltd.	Jaldhaka	100156408748	Sales & Distribution Division-Domer	93,476.58	93,476.58
13	Jamuna bank Ltd.	Jaldhaka	1390320000122	Sales & Distribution Division-Domer	10,810.00	10,810.00
14	NCC Bank Ltd.	Patgram	0037-0325000198	Sales & Distribution Division-Domer	388,485.00	388,485.00
15	Islami Bank Ltd.	Patgram	20503220900001710	Sales & Distribution Division-Domer	651,540.00	651,540.00
16	Sonali Bank Ltd.	Purn Ba	5113603000094	Sales & Distribution Division-Domer	805,272.00	805,272.00
17	National bank Ltd.,	Gaibandha Br	1099004387570	Sales & Distribution Division-Domer	21,033.34	21,033.34

**Northern Electricity Supply Company Limited**  
(An Enterprise of Bangladesh Power Development Board)

**Cash and Cash Equivalents (Rangpur RAO)**

For the Year ended June 30, 2021

Annexure-E

Statement of code no - 134

SL	Name of Bank	Branch	Account No	Name of Office	Closing Balance (Bank)	Closing Balance (Cash)
18	Pubali Bank Ltd.	Gaibandha	1613102000410	Sales & Distribution Division-2, Gaibandha	226,201.86	226,201.86
19	Rupali Bank Ltd.	Gaibandha Br.	4374024000045	Sales & Distribution Division-Gobindagong	6,755.00	6,755.00
20	Dutch Bangla Bank Ltd.	Gobin	1751200001879	Palashbari Electric Supply	196,694.90	196,694.90
21	Al-Arafa Islami Bank Ltd.	Palashbari	1371220000096	Sales & Distribution Division-Lalmonirhat	112,171.10	112,171.10
22	South Bangla Agriculture Bank Ltd.	Palashbari	0080130000045	Sales & Distribution Division-Kaligonj	12,309.11	12,309.11
23	Sonali Bank Ltd.	Lalmoni Br	5210003000143	Sales & Distribution Division-Kaligonj	87,296.30	87,296.30
24	Mercantile Bank Ltd	Lalmonirhat	131513126308108	Sales & Distribution Division-Kaligonj	421,165.28	421,165.28
25	Janata Bank Ltd.	Kaligonj Br	0100159123361	Sales & Distribution Division-Kaligonj	926,575.00	926,575.00
26	Pubali Bank Ltd.	Nilphamari	0167102000796	Sales & Distribution Division-Nilphamari	348,259.50	348,259.50
27	Padma Bank Ltd	Nilphamari	113000416540	Sales & Distribution Division-Hatibandha	4,974.41	4,974.41
28	Janata Bank Ltd.	Hatibandha	0100156406303	Sales & Distribution Division-Hatibandha	43,795.00	43,795.00
29	Jamuna bank Ltd.	Hatibandha	1460320000034	Sales & Distribution Division-Hatibandha	82,132.00	82,132.00
30	Sonali Bank Ltd.	Kishorgong	5307403000065	Sales & Distribution Division-Hatibandha	1,365.00	1,365.00
31	Janata Bank Ltd.	Lalbag	STD NO-0100024477783	Regional Accounting Office Rangpur	795,590.39	795,590.39
32	Rupali Bank Ltd.	Kishorgong Br.	4291024000022	Sales & Distribution Division-1, Rangpur	140,769.00	140,769.00
<b>TOTAL</b>					<b>7,807,776.19</b>	<b>7,807,776.19</b>

Statement of code no - 134/A

SL	NAME OF COLLECTION BANK	Branch	Account No	NAME OF UNIT OFFICE:	Closing Balance (Bank)	Closing Balance (Cash)
1	Pubali Bank Ltd.	Shapla	2160102000070	Sales & Distribution Division-1, Rangpur	342,686.81	342,686.81
2	Agrani Bank Ltd.	Main Br	0200000155640	Sales & Distribution Division-2, Rangpur	1,408,225.00	1,408,225.00
3	Southeast Bank Ltd.	Rangpur	3713100000380	Sales & Distribution Division-2, Rangpur	451,267.19	451,267.19

**Northern Electricity Supply Company Limited**  
(An Enterprise of Bangladesh Power Development Board)  
**Cash and Cash Equivalents (Rangpur RAO)**  
For the Year ended June 30, 2021

Annexure-E

Statement of code no - 134/A

SL	NAME OF COLLECTION BANK	Branch	Account No	NAME OF UNIT OFFICE:	Closing Balance (Bank)	Closing Balance (Cash)
4	Janata Bank Ltd.	Lalbag	0100023820174	Sales & Distribution Division-3, Rangpur	443,575.00	443,575.00
5	Agrani Bank Ltd.	Saidpur	0200001892671	Sales & Distribution Division-Saidpur	286,103.08	286,103.08
6	Sonali Bank Ltd.	Kurigram	5208436001192	Sales & Distribution Division-Kurigram	151,053.00	151,053.00
7	Janata Bank Ltd.	Domer	0100026943561	Sales & Distribution Division-Domer	271,695.21	271,695.21
8	Janata Bank Ltd.	Jaldhaka	0100032783826	Jaldhaka Electric Supply	92,225.16	92,225.16
9	NCC Bank Ltd	Patgram	00370325000072	Sales & Distribution Division-Patgram	359,478.00	359,478.00
10	Islami Bank Bangladesh Ltd.	Patgram	20503220900001609		574,585.00	574,585.00
11	Sonali Bank Ltd.	Purn Ba	5113633014804	Sales & Distribution Division-1, Gaibandha	680,665.00	680,665.00
12	Rupali bank Ltd.	Gaibandha	1613102000425	Sales & Distribution Division-2, Gaibandha	208,347.66	208,347.66
13	Janata Bank Ltd.	Gobindagong	0100035729717	Sales & Distribution Division-Gobindagong	190,455.00	190,455.00
14	Al-Arafa Islami Bank Ltd.	Palashbari	1371220000118	Palashbari Electric Supply	151,258.00	151,258.00
15	Sonali Bank Ltd.	Lalmoni Br	5208436001192	Sales & Distribution Division-Lalmoni Br	57,360.00	57,360.00
16	Mercantile Bank Ltd.	Lalmoni Br	131513133615957		290,746.81	290,746.81
17	Janata Bank Ltd.	Kaligonj Br	0100081044982	Sales & Distribution Division-Kaligonj	624,600.00	624,600.00
18	Pubali Bank Ltd.	Nilphamari	0167102000214	Sales & Distribution Division-Nilphamari	227,295.50	227,295.50
19	Padma Bank Ltd	Nilphamari	113000416539		2,887.19	2,887.19
20	Janata Bank Ltd.	Hatibandha	0100088466238	Sales & Distribution Division-Hatibandha	302,796.00	302,796.00
21	Sonali Bank Ltd.	Kishorgong	5307436000533		1,087.00	1,087.00
22	Rupali bank Ltd.	Kishorgong	4291024000023	Kishorgong Electric Supply	153,650.00	153,650.00
		<b>Total</b>			<b>7,272,041.61</b>	<b>7,272,041.61</b>

**Northern Electricity Supply Company Limited**  
(An Enterprise of Bangladesh Power Development Board)  
**Cash and Cash Equivalents (Rangpur RAO)**  
For the Year ended June 30, 2021

Annexure-E

Statement of code no - 135 Overhead

SL	NAME OF BANK	Branch	Account No	NAME OF OFFICE:	Closing Balance (Bank)	Closing Balance (Cash)
1	Janata Bank Ltd.	Lalbag	STD NO-0100024478020	Regional Accounting Office Rangpur	716,469.27	675,076.27
2	Janata Bank Ltd.	Lalbag	STD NO-100024478119	Contractor (Rev) RAO Rangpur	5,588,388.86	1,428,834.86
3	Janata Bank Ltd.	Lalbag	STD NO-0100.114134559	SE, O&M-1 Rangpur	403,380.98	4,505.98
4	Janata Bank Ltd.	Lalbag	STD NO-0100024478305	SE, O&M-2 Rangpur	198,903.41	140,556.41
5	Janata Bank Ltd.	Lalbag	STD NO-0100023819613	Chief Engr., Rangpur	403,549.07	326,151.07
7	Janata Bank Ltd.	Lalbag	STD NO-0100128887738	Energy Efficiency	303,719.00	125,422.00
8	Pubali Bank Ltd.	Sapla Chatt	STD-102000012	Sales & Distribution Division-1, Rangpur	57,157.31	32,011.31
9	Pubali Bank Ltd.	Sapla Chatt	STD-2160102000085	Sales & Distribution Division-2, Rangpur	137,054.37	67,510.37
10	Janata Bank Ltd.	Lalbag	STD-0100023819672	Sales & Distribution Division-3, Rangpur	793,290.71	9,848.71
11	Agrani Bank Ltd.	Saidpur	STD NO-0200001892675	Sales & Distribution Division-Saidpur	563,725.92	22,225.92
12	Agrani Bank Ltd.	Lalmonirhat	STD-0200001699014	Sales & Distribution Division-Lalmonirhat	12,483.48	273,889.48
13	Pubali Bank Ltd.	Nilphamari	STD-0167102000182	Sales & Distribution Division-Nilphamari	115,163.37	20,158.37
14	Sonali Bank Ltd.	Kurigram	STD NO-5208436000599	Sales & Distribution Division-Kurigram	376,668.16	135,856.16
15	Janata Bank Ltd.	Jaldhaka	STD NO-0100032784121	Jaldhaka Electric Supply	413,420.47	43,696.47
16	Sonali Bank Ltd.	Domer	STD NO-5305836000634	Sales & Distribution Division-Domer	200,346.27	21,306.27
17	NCC Bank Ltd	Patgram	STD NO-00370325000081	Sales & Distribution Division-Patgram	509,820.83	16,068.83
18	Janata Bank Ltd.	Gaibandha	STD-0100013020056	Sales & Distribution Division-1, Gaibandha	771,546.17	39,221.17
19	Janata Bank Ltd.	Gaibandha	STD NO- 0100112554933	Sales & Distribution Division-2, Gaibandha	702,299.28	36,502.28



**Northern Electricity Supply Company Limited**  
(An Enterprise of Bangladesh Power Development Board)

**Cash and Cash Equivalents (Rangpur RAO)**

For the Year ended June 30, 2021

Annexure-E

**Statement of code no - 135 Overhead**

SL	NAME OF BANK	Branch	Account No	NAME OF OFFICE:	Closing Balance (Bank)	Closing Balance (Cash)
20	Janata Bank Ltd.	Gobindagong	STD NO-0100036500781	Sales & Distribution Division- Gobindagong	763,747.79	473,738.79
21	Sonali Bank Ltd.	Palashbari	STD NO-5112004000101	Palashbari Electric Supply	992.60	992.60
22	Al Arafah Islami bank	Palashbari	STD-29	Palashbari Electric Supply	138,590.92	62,109.92
23	Janata Bank Ltd.	Kaligonj	STD-0100081044231	Sales & Distribution Division- Kaligonj	1,128,409.40	88,917.40
24	Prime Bank Ltd.	Hatibandha	STD-02230311000621	Sales & Distribution Division- Hatibandha	482,171.08	1,050.08
25	Sonali Bank Ltd.	Kishorgong	STD-530743600525	Kishorgong Electric Supply	310,896.00	275,106.00
26	Janata Bank Ltd.	Lalbag	STD NO-0100219148296	Revenue Assurance Rangpur	183,434.00	7,275.00
<b>Total</b>					<b>15,275,628.72</b>	<b>4,328,031.72</b>

**Statement of code no - 137**

SL	NAME OF BANK	Branch	Account No	NAME OF OFFICE:	Closing Balance (Bank)	Closing Balance (Cash)
1	Sonali Bank Ltd.	Corporate	5019001068389	RAO, Rangpur	160.41	160.41
2	Sonali Bank Ltd.	Corporate	5019503000105	RAO, Rangpur	0.96	0.96
3	Agrani Bank Ltd.	Main	200000155836	RAO, Rangpur	-	-
4	Janata Bank Ltd.	Rangpur	100000358911	RAO, Rangpur	11,826.71	11,826.71
5	Janata Bank Ltd.	Rangpur	1000153134698	RAO, Rangpur	(0.00)	(0.00)
6	Rupali Bank Ltd.,	G L roy Road Branch	4267024003301	RAO, Rangpur	9,013.75	9,013.75
7	Pubali Bank Ltd.,	Rangpur	297102025979	RAO, Rangpur	207,349.02	207,349.02
8	NCC Bank Ltd.,	Rangpur	260320000575	RAO, Rangpur	40,350.43	40,350.43
9	National Bank Ltd.	Rangpur	1006001154872	RAO, Rangpur	-	-
10	Social Islami Bank Ltd.,	Rangpur	681360000095	RAO, Rangpur	35,878.65	35,878.65
11	ONE Bank Ltd.	Rangpur	523000000105	RAO, Rangpur	3,000.49	3,000.49

**Northern Electricity Supply Company Limited**  
(An Enterprise of Bangladesh Power Development Board)

**Cash and Cash Equivalents (Rangpur RAO)**

For the Year ended June 30, 2021

Annexure-E

**Statement of code no - 137**

SL	NAME OF BANK	Branch	Account No	NAME OF OFFICE:	Closing Balance (Bank)	Closing Balance (Cash)
12	BASIC Bank Ltd.	Rangpur	3316-01-0000452	RAO, Rangpur	5,114.38	5,114.38
13	Rajshahi Krisi Unnayan Bank	Rangpur	1720000865	RAO, Rangpur	301,735.89	301,735.89
<b>Total</b>					<b>614,430.69</b>	<b>614,430.69</b>

**Statement of code no - 137A**

SL	NAME OF COLLECTION BANK	Branch	Account No	NAME OF OFFICE:	Closing Balance (Bank)	Closing Balance (Cash)
1	Janata Bank Ltd	Lalbag	0100151431911	RAO, Rangpur	405,090.01	405,090.01
<b>Total</b>					<b>405,090.01</b>	<b>405,090.01</b>

**Statement of code no - 137B**

SL	NAME OF COLLECTION BANK	Branch	Account No	NAME OF OFFICE:	Closing Balance (Bank)	Closing Balance (Cash)
1	Janata Bank Ltd	Rangpur	100024477988	RAO, Rangpur	1,472,573.05	1,723,004.05
<b>Total</b>					<b>1,472,573.05</b>	<b>1,723,004.05</b>

**Statement of code no - 138 Overhead Jamanat**

SL	NAME OF BANK	Branch	Account No	NAME OF OFFICE:	Closing Balance (Bank)	Closing Balance (Cash)
1	Janata Bank	Lalbag	STD NO-100024477741	RAO, Rangpur	951,571.45	1,516,512.45
2	Janata Bank	Lalbag	STD NO-0100024477830	RAO, Rangpur	55,007.12	55,007.12
3	The City Bank Ltd.	Rangpur	3102236016001	RAO, Rangpur	128,748.53	1,776,548.53
<b>Total</b>					<b>1,135,327.10</b>	<b>3,348,068.10</b>

**Northern Electricity Supply Company Limited**  
(An Enterprise of Bangladesh Power Development Board)

**Cash and Cash Equivalents (Dinajpur RAO)**

For the year Ended June 30, 2021

Annexure-E

Type & Code : 133 (Unit Collection)

SL	Bank Name	Branch Name	Account Number	Name of Office	Closing Balance (Bank)	Closing Balance (Cash)
1	Agrani Bank Ltd.	Maldhapatty, Dinajpur	0200012918257	S & D-1, Dinajpur	5,205,360.50	5,205,360.50
2	Sonali Bank Ltd.	Suihari, Dinajpur	1829004000533	S & D-1, Dinajpur	2,007,866.00	2,007,866.00
3	Janata Bank Ltd.	Barabandhar, Dinajpur	0673-0210009405	S & D-1, Dinajpur	2,298,613.00	2,298,613.00
4	Janata Bank Ltd.	Corporate, Dinajpur	0100150145982	S & D-1, Dinajpur	2,153,575.00	2,153,575.00
5	Standard Bank Ltd.	Dinajpur	05636000012	S & D-1, Dinajpur	17,251,465.64	17,251,465.64
6	EXIM Bank Ltd.	Dinajpur	05513100175949	S & D-1, Dinajpur	(0.00)	(0.00)
7	Pubali Bank Ltd.	Maldhapatty, Dinajpur	0661102000733	S & D-1, Dinajpur	10,242,741.50	10,242,741.50
8	Rupali Bank Limited	Ladies Br. Dinajpur	4648024000050	S & D-1, Dinajpur	88,255.00	88,255.00
9	Rupali Bank Limited	Chehelgazi Br. Dinajpur	4622024000066	S & D-1, Dinajpur	327,626.00	327,626.00
10	Uttara Bank Limited,	Dinajpur	3426 14100041264	S & D-1, Dinajpur	2,368,167.42	2,368,167.42
11	Trust Bank Limited,	Dinajpur	0076-03200000057	S & D-1, Dinajpur	795,211.40	795,211.40
12	Agrani Bank Ltd.	Station road, Dinajpur	0200012672561	S & D-2, Dinajpur	4,905,478.30	4,905,478.30
13	Agrani Bank Ltd.	Munsipara, Dinajpur	0200005840901	S & D-2, Dinajpur	2,361,390.25	2,361,390.25
14	Agrani Bank Ltd.	Pulhat, Dinajpur	0200012783306	S & D-2, Dinajpur	8,456,913.00	8,456,913.00
15	The Premier Bank Ltd.	Dinajpur	020211100000005	S & D-2, Dinajpur	16,739,514.79	16,739,514.79
16	United Commercial Bank Ltd.	Maldhapatty, Dinajpur	0121301000000160	S & D-2, Dinajpur	4,740.89	4,740.89
17	Social Islami Bank Ltd.	Lilimore, Dinajpur	0531360000098	S & D-2, Dinajpur	4,945,360.60	4,945,360.60
18	Mercantile Bank Ltd.	Goneshtola, Dinajpur	114513114608235	S & D-2, Dinajpur	3,628.05	3,628.05
19	Bangladesh Commerce Bank Ltd.	Dinajpur	3432000030	S & D-2, Dinajpur	3,817,454.76	3,817,454.76
20	NCC Bank Ltd.	Dinajpur	00880325000142	S & D-2, Dinajpur	2,577,869.00	2,577,869.00
21	Prime Bank Ltd.	Dinajpur	2169316004044	S & D-2, Dinajpur	895,315.23	895,315.23
22	Bank Asia Ltd.	Dinajpur	07636000026	S & D-2, Dinajpur	(0.00)	(0.00)
23	NRB Commercial Bank Ltd.	Dinajpur	014136000000005	S & D-2, Dinajpur	7,334,822.95	7,334,822.95
24	South Bangla Agriculture Bank Ltd.	Dinajpur	0054130000458	S & D-2, Dinajpur	279,868.68	279,868.68

**Northern Electricity Supply Company Limited**  
(An Enterprise of Bangladesh Power Development Board)

**Cash and Cash Equivalents (Dinajpur RAO)**

For the year Ended June 30, 2021

Annexure-E

Type & Code : 133 (Unit Collection)

SL	Bank Name	Branch Name	Account Number	Name of Office	Closing Balance (Bank)	Closing Balance (Cash)
25	Al-Arafa Islami Bank Ltd.	Dinajpur	0751220000841	S & D-2, Dinajpur	(0.00)	(0.00)
26	Uttara Bank Limited.	Phulhat Branch, Dinajpur	3426 14100004203	S & D-2, Dinajpur	11,726,646.40	11,726,646.40
27	Agrani Bank Ltd.	Thakurgaon	0200011696614	S & D-Thakurgaon	7,718,403.00	7,718,403.00
28	Pubali Bank Ltd	Thakurgaon	2178102000796	S & D-Thakurgaon	2,925,166.00	2,925,166.00
29	Janata Bank Ltd.	Thakurgaon	0100144635871	S & D-Thakurgaon	4,956,127.00	4,956,127.00
30	Rajshahi Krisi Unnayan Bank	Thakurgaon	0017200000027	S & D-Thakurgaon	136,838.06	136,838.06
31	Janata Bank Ltd.	Station Bazar Br. Thakurgaon	0100221427381	S & D-Thakurgaon	195,431.82	195,431.82
32	Prime Bank Ltd.	Thakurgaon	2512311001727	S & D-Thakurgaon	12,918,267.17	12,918,267.17
33	Mercantile Bank Ltd.	Thakurgaon	116713121758998	S & D-Thakurgaon	(0.00)	(0.00)
34	First Security Islami Bank Ltd.	Thakurgaon	0261-13100000017	S & D-Thakurgaon	2,350,058.39	2,350,058.39
35	Uttara Bank Ltd.	Thakurgaon	4150 14100004214	S & D-Thakurgaon	2,971,184.54	2,971,184.54
36	Al-Arafa Islami Bank Ltd.	Thakurgaon	1861220000023	S & D-Thakurgaon	-	-
37	Agrani Bank Ltd.	Panchagarh	0200001358677	S & D-Panchagarh	13,594,734.80	13,594,734.80
38	Janata Bank Ltd.	Panchagarh	0100150206949	S & D-Panchagarh	6,398,511.70	6,398,511.70
39	Dutch Bangla Bank Ltd.	Panchagarh	2191200001154	S & D-Panchagarh	0.00	0.00
40	Pubali Bank Ltd.	Panchagarh	3348102000974	S & D-Panchagarh	7,312,570.00	7,312,570.00
41	Rajshahi Krisi Unnayan Bank	Bhajanpur Br. Panchagarh	0172000000015	S & D-Panchagarh	1,291,264.99	1,291,264.99
42	Bank Asia Ltd.	Panchagarh	62136000019	S & D-Panchagarh	4,623.30	4,623.30
43	Agrani Bank Ltd.	Jogdolhat Br., Panchagarh	0200016367430	S & D-Panchagarh	313,522.00	313,522.00
44	Uttara Bank Ltd.	Panchagarh	060114100000012	S & D-Panchagarh	935,547.50	935,547.50
45	Agrani Bank Ltd.	Fulbari	0200002127116	ESU- Fulbari	4,220,260.29	4,220,260.29

Event's Photographs

Audit Report

Directors' Report

About NESCCO

From the Board

**Northern Electricity Supply Company Limited**  
(An Enterprise of Bangladesh Power Development Board)

**Cash and Cash Equivalents (Dinajpur RAO)**

For the year Ended June 30, 2021

Annexure-E

Type & Code : 133 (Unit Collection)

SL	Bank Name	Branch Name	Account Number	Name of Office	Closing Balance (Bank)	Closing Balance (Cash)
46	Pubali Bank Ltd	Fulbari	3112102000653	ESU- Fulbari	5,525,471.00	5,525,471.00
47	Sonali Bank Ltd.	Modhopara, Dinajpur	1830936000149	ESU- Fulbari	18,020.00	18,020.00
48	Janata Bank Ltd.	Fulbari Bazar, Dinajpur	0100154199084	ESU- Fulbari	1,722,414.73	1,722,414.73
49	Standard Bank Ltd.	Fulbari	0021514000022	ESU- Fulbari	3,221,650.50	3,221,650.50
50	Uttara Bank Ltd.	Fulbari	341814100004189	ESU- Fulbari	2,951,318.03	2,951,318.03
51	Agrani Bank Ltd.	Parbotipur, Dinajpur	0200005709595	ESU-Parbotipur	6,203,359.00	6,203,359.00
52	Janata Bank Ltd.	Parbotipur, Dinajpur	00610320000072	ESU-Parbotipur	2,745,473.81	2,745,473.81
53	Sonali Bank Ltd.	Boropukuria, Dinajpur	183136000164	ESU-Parbotipur	1,551,692.00	1,551,692.00
54	ONE Bank Ltd	Parbotipur, Dinajpur	05230000000411	ESU-Parbotipur	(0.00)	(0.00)
55	BASIC Bank Ltd.	Parbotipur Sub Br.	210-01-0000541	ESU-Parbotipur	194.17	194.17
56	Pubali Bank Limited	Parbotipur, Dinajpur	15101020000831	ESU-Parbotipur	998,692.00	998,692.00
57	Agrani Bank Ltd.	Setabganj, Dinajpur	0200012791991	ESU- Setabganj	29,710,621.23	29,710,621.23
58	Jamuna Bank	Setabganj, Dinajpur	00570320000390	ESU- Setabganj	5,875,005.00	5,875,005.00
59	IFIC Bank Ltd	Setabganj, Dinajpur	0170254805041	ESU- Setabganj	1,306,315.40	1,306,315.40
60	Islami Bank Bangladesh Ltd.	Setabganj, Dinajpur	2050347090001210	ESU- Setabganj	6,767,337.75	6,767,337.75
61	Rajshahi Krisi Unnayan Bank	Setabganj, Dinajpur	0172000000001	ESU- Setabganj	351,123.86	351,123.86
62	Janata Bank Ltd.	Setabganj, Dinajpur	0100218597445	ESU- Setabganj	496,186.00	496,186.00
63	Agrani Bank Ltd.	Shalbahon, Panchagarh	0200010113486	ESU- Tutuila	6,460,068.78	6,460,068.78
64	Sonali Bank Ltd.	Tutuila, Panchagarh	1917110000080	ESU- Tutuila	832,587.00	832,587.00
65	Rajshahi Krisi Unnayan Bank	Tutuila, Panchagarh	A/C-240000134	ESU- Tutuila	1,326,908.80	1,326,908.80
66	Bank Asia Ltd.	Panchagarh Branch	'621360000024	ESU- Tutuila	242.90	242.90
<b>Total</b>					<b>253,095,076.88</b>	<b>253,095,076.88</b>

**Northern Electricity Supply Company Limited**  
(An Enterprise of Bangladesh Power Development Board)

**Cash and Cash Equivalents (Dinajpur RAO)**

For the year Ended June 30, 2021

Annexure-E

Type & Code : 134 (Unit Misc. Collection)

SL	Bank Name	Branch Name	Account Number	Name of Office	Closing Balance (Bank)	Closing Balance (Cash)
1	Agrani Bank Ltd.	Maldhapatty, Dinajpur	0200009680751	S&D-1 Dinajpur	174,405.90	174,405.90
2	Agrani Bank Ltd.	Station road, Dinajpur	0200009675536	S&D-2 Dinajpur	247,386.60	247,386.60
3	Agrani Bank Ltd.	Thakurgaon	0200009678937	S&D-THAKURGAON	242,217.38	242,217.38
4	Agrani Bank Ltd.	Panchagarh	0200009681762	S&D-PANCHAGHAR	307,249.20	307,249.20
5	Agrani Bank Ltd.	Jogdalthat Br., Panchagarh	0200016507168	S&D-PANCHAGHAR	3,663.00	3,663.00
6	Agrani Bank Ltd.	Fulbari, Dinajpur	0200009689142	ESU- FULBARI	107,910.00	107,910.00
7	Standard Bank Ltd.	Fulbari, Dinajpur	0021536000024	ESU- FULBARI	65,741.36	65,741.36
8	Janata Bank Ltd.	Parbotipur, Dinajpur	0320000527	ESU- PARBOTIPUR	112,822.05	112,822.05
9	Agrani Bank Ltd.	Setabganj	0200009689030	ESU- SETABGONJ	73,341.18	73,341.18
10	Sonali Bank Ltd.	Tutuila, Panchagarh	110000083	ESU- TETULIA	237,436.77	237,436.77
11	Agrani Bank Ltd.	Shalbanhat Br.	0200016515581	ESU- TETULIA	3,645.97	3,645.97
12	Rajshahi Krisi Unnayan Bank	Tutuila, Panchagarh	0017200000030	ESU- TETULIA	116,775.99	116,775.99
<b>Total</b>					<b>1,692,595.40</b>	<b>1,692,595.40</b>

Type & Code : 134a (Unit SD Collection)

SL	Bank Name	Branch Name	Account Number	Name of Office	Closing Balance (Bank)	Closing Balance (Cash)
1	Agrani Bank Ltd.	Maldhapatty, Dinajpur	020000717782	S&D-1 Dinajpur	161,189.00	161,189.00
2	Agrani Bank Ltd.	Station road, Dinajpur	0200004246659	S&D-2 Dinajpur	607,970.90	607,970.90
3	Agrani Bank Ltd.	Thakurgaon	0200001366785	S&D-THAKURGAON	280,525.00	280,525.00
4	Agrani Bank Ltd.	Panchagarh	0200001358049	S&D-PANCHAGHAR	285,975.40	285,975.40
5	Agrani Bank Ltd.	Fulbari, Dinajpur	0200002127124	ESU- FULBARI	96,461.52	96,461.52
6	Janata Bank Ltd.	Parbotipur, Dinajpur	00610320000018	ESU- PARBOTIPUR	73,799.46	73,799.46
7	Agrani Bank Ltd.	Setabganj	0200012791850	ESU- SETABGONJ	73,551.27	73,551.27
8	Sonali Bank Ltd.	Tutuila, Panchagarh	1917110000058	ESU- TETULIA	1,303,080.18	1,303,080.18
<b>Total</b>					<b>2,882,552.73</b>	<b>2,882,552.73</b>

Event's Photographs

Audit Report

Directors' Report

About NESCO

From the Board

**Northern Electricity Supply Company Limited**  
(An Enterprise of Bangladesh Power Development Board)

**Cash and Cash Equivalents (Dinajpur RAO)**

For the year Ended June 30, 2021

Annexure-E

Type & Code : 135 (ESTB)

SL	Bank Name	Branch Name	Account Number	Name of Office	Closing Balance (Bank)	Closing Balance (Cash)
1	Agrani Bank Ltd.	Maldhapatty, Dinajpur	020000717793	S&D-1 Dinajpur	1,455,135.82	973,338.82
2	Uttara Bank Ltd.	Dinajpur	343414100004132	S&D-2 Dinajpur	1,660,674.12	606,271.12
3	Agrani Bank Ltd.	Thakurgaon	0200001366759	S&D-THAKURGAON	869,588.54	36,305.54
4	Agrani Bank Ltd.	Panchagarh	0200001358099	S&D-PANCHAGHAR	703,115.38	349,982.38
5	Agrani Bank Ltd.	Setabganj	0200012954133	ESU- FULBARI	541,095.36	27,995.36
6	Agrani Bank Ltd.	Fulbari, Dinajpur	020002127143	ESU- PARBOTIPUR	400,510.69	115,530.69
7	Sonali Bank Ltd.	Parbotipur, Dinajpur	1821004000054	ESU- SETABGONJ	538,093.34	158,700.34
8	Sonali Bank Ltd.	Tutulua, Panchagarh	1917110000057	ESU- TETULUA	324,319.00	76,559.00
9	Agrani Bank Ltd.	Maldhapatty, Dinajpur	020000717795	SE Office	111,975.00	108,822.00
10	Agrani Bank Ltd.	Station Road, Dinajpur	020000424679	RAO, Dinajpur	609,856.88	542,018.88
11	Agrani Bank Ltd.	Maldhapatty, Dinajpur	020000717902	CONT (REV)	973,705.37	59,776.37
	<b>Total</b>				<b>8,188,069.50</b>	<b>3,055,300.50</b>

Type & Code : 137 (Regional Collection)

SL	Bank Name	Branch Name	Account Number	Name of Office	Closing Balance (Bank)	Closing Balance (Cash)
1	Agrani Bank Ltd.	Maldhapatty, Dinajpur	0200012369209	RAO, Dinajpur	26,460.00	26,460.00
2	Sonali Bank Ltd.	Suihari Branch,, Dinajpur	1829103000040	RAO, Dinajpur	-	-
3	Janata Bank Ltd.	Corporate Branch,, Dinajpur	0100142626084	RAO, Dinajpur	-	-
4	Pubali Bank Ltd	Maldhapatty, Dinajpur	0661102000966	RAO, Dinajpur	275,663.20	12,669,955.02
5	United Commercial Bank Ltd.	Maldhapatty, Dinajpur	012130100000014	RAO, Dinajpur	24,255.30	24,255.30
6	Standard Bank Ltd.	Dinajpur Br., Dinajpur	00005636000037	RAO, Dinajpur	2,030,492.77	21,617,856.77
7	Rupali Bank Ltd.	Chehelgazi Br, Dinajpur	4622024000067	RAO, Dinajpur	-	-
8	Rajshahi Krixi Unnayan Bank	Dinajpur Br. Dinajpur	0017200000040	RAO, Dinajpur	86,278.50	86,278.50
	<b>Total</b>				<b>2,443,149.77</b>	<b>34,424,805.59</b>

**Northern Electricity Supply Company Limited**  
(An Enterprise of Bangladesh Power Development Board)

**Cash and Cash Equivalents (Dinajpur RAO)**

For the year Ended June 30, 2021

Annexure-E

Type & Code : 137a (Regional Misc. Collection)

SL	Bank Name	Branch Name	Account Number	Name of Office	Closing Balance (Bank)	Closing Balance (Cash)
1	Janata Bank Ltd.	Corporate Branch,, Dinajpur	0100008017837	RAO, Dinajpur	4,579.82	4,579.82
	<b>Total</b>				<b>4,579.82</b>	<b>4,579.82</b>

Type & Code : 137B (Regional SD Collection)

SL	Bank Name	Branch Name	Account Number	Name of Office	Closing Balance (Bank)	Closing Balance (Cash)
1	Janata Bank Ltd.	Corporate Branch,, Dinajpur	0100008017781	RAO, Dinajpur	-	-
	<b>Total</b>				<b>-</b>	<b>-</b>

Type & Code : 138 (Deposit)

SL	Bank Name	Branch Name	Account Number	Name of Office	Closing Balance (Bank)	Closing Balance (Cash)
1	Agrani Bank Ltd.	Station Road, Dinajpur	02400004246518	RAO, Dinajpur	833,045.47	833,045.47
2	Agrani Bank Ltd.	Station Road, Dinajpur	02400004246524	RAO, Dinajpur	372,220.40	372,220.40
	<b>Total</b>				<b>1,205,265.87</b>	<b>1,205,265.87</b>

**Northern Electricity Supply Company Limited**  
(An Enterprise of Bangladesh Power Development Board)  
**Cash and Cash Equivalents (Project)**  
For the year Ended June 30, 2021

Annexure-E

Type & Code : 135 (ESTB)

SL	Bank Name	Branch Name	Account Number	Name of Office	Closing Balance (Bank)	Closing Balance (Cash)
1	Rupali Bank Ltd	Rajshahi Corporate, Rajshahi	3517024004704	SPM-PD	187,582.14	3,875.14
2	Rupali Bank Ltd	Rajshahi Corporate, Rajshahi	3517024004802	SPM-Ex En	26,510.40	10,924.40
3	Janata Bank Ltd	Hetem Khan Br., Rajshahi	0100167080868	Rajshahi Division	1,371,281.58	20,350.68
4	Janata Bank Ltd	Hetem Khan Br., Rajshahi	0100167079541	Rangpur Division	2,708,484.33	40,973.33
<b>Total</b>					<b>4,293,858.45</b>	<b>76,123.55</b>

**Northern Electricity Supply Company Limited**  
(An Enterprise of Bangladesh Power Development Board)

Annexure-F

Schedule of FDR

For the year Ended June 30, 2021

Sl No	Bank	FDR No	RAO/Office	Principal BDT as on 30.06.20	Amount BDT as on 30.06.21	Initial Opening Date	Maturity Date	Rate Of Interest
1	AB Bank, Rajshahi	FDR AB Bank 3594329/766753	DGM(Accounts)	108,275,000	-	22-10-18	22-10-20	9.25%
2	AB Bank, Rajshahi	FDR AB Bank 3604622/766753	DGM(Accounts)	10,930,500	-	21-05-19	21-05-21	8.00%
3	AB Bank, Rajshahi	FDR AB Bank 3604621/766753	DGM(Accounts)	10,930,500	-	21-05-19	21-05-21	8.00%
4	AB Bank, Rajshahi	FDR AB Bank 3613988/766753	DGM(Accounts)	23,945,550	-	26-06-19	26-06-21	8.00%
5	AB Bank, Rajshahi	FDR AB Bank 3614064/766753	DGM(Accounts)	7,500,000	-	14-07-19	14-07-20	10.50%
6	AB Bank, Rajshahi	FDR AB Bank 3631990/766753	DGM(Accounts)	100,000,000	-	08-09-19	08-09-20	11.00%
7	AB Bank, Rajshahi	FDR AB Bank 3631992/766753	DGM(Accounts)	50,000,000	-	09-09-19	09-09-20	11.00%
8	AB Bank, Rajshahi	FDR AB Bank 3632000/751754	Ishwardi	20,000,000	-	12-09-19	12-09-20	11.00%
9	AB Bank, Rajshahi	FDR AB Bank 3632055/751754	Ishwardi	6,056,250	-	16-09-19	16-09-20	11.00%
10	AB Bank, Rajshahi	FDR AB Bank 3632067/766753	DGM(Accounts)	100,000,000	-	26-09-19	26-09-20	11.00%
11	AB Bank, Rajshahi	FDR AB Bank 3644672/766753	DGM(Accounts)	38,973,000	-	05-11-19	05-11-20	11.00%
12	AB Bank, Rajshahi	FDR AB Bank 3658917/766753	DGM(Accounts)	4,700,000	-	26-12-19	26-12-20	10.00%
13	AB Bank, Rajshahi	FDR AB Bank 3664492/766753	DGM(Accounts)	1,308,400	-	14-06-20	14-06-21	8.00%
14	AB Bank, Rajshahi	FDR AB Bank 3664516/766753	DGM(Accounts)	4,537,175	-	25-06-20	25-06-21	8.00%
<b>Total</b>				<b>487,156,375</b>	<b>-</b>			

Sl No	Bank	FDR No	RAO/Office	Principal BDT as on 30.06.20	Amount BDT as on 30.06.21	Initial Opening Date	Maturity Date	Rate Of Interest
1	Bangladesh Commerce Bank Ltd	FDR -05233000278	Rajshahi	-	1,750,000	16-06-21	16-06-22	7.50%
<b>Total</b>				<b>-</b>	<b>1,750,000</b>			

**Northern Electricity Supply Company Limited**  
(An Enterprise of Bangladesh Power Development Board)

**Schedule of FDR**

For the year Ended June 30, 2021

Annexure-F

Sl No	Bank	FDR No	RAO/Office	Principal BDT as on 30.06.20	Amount BDT as on 30.06.21	Initial Opening Date	Maturity Date	Rate Of Interest
1	BASIC	FDR BASIC BANK 0318-01-0012743	Rajshahi	26,675,500	-	03-05-18	04-05-21	7.25%
2	BASIC	FDR BASIC BANK 0318-01-0013345	DGM(Accounts)	242,175,402	257,937,347	20-05-18	20-05-21	7.00%
3	BASIC	FDR BASIC BANK 0318-01-0013400	Rajshahi	27,142,106	-	03-06-18	03-06-21	7.25%
4	BASIC	FDR BASIC BANK 0318-01-0012829	DGM(Accounts)	31,743,000	33,945,074	25-07-18	25-07-20	7.35%
5	BASIC	FDR BASIC BANK 03218-01-0007276	Rangpur	7,142,375	7,638,056	01-08-18	01-08-20	7.25%
6	BASIC	FDR BASIC BANK 0318-01-0012840	Rajshahi	2,202,779	2,353,923	22-10-18	21-10-20	7.35%
7	BASIC	FDR BASIC BANK 0318-01-0013190	DGM(Accounts)	1,545,909	1,643,779	05-05-19	05-05-21	7.25%
8	BASIC	FDR BASIC BANK 0318-01-0013212	DGM(Accounts)	51,892,585	-	07-05-19	06-05-21	7.25%
9	BASIC	FDR BASIC BANK 03218-01-0007277/0331	Dinajpur	2,000,000	2,000,000	20-05-19	20-05-21	7.65%
10	BASIC	FDR BASIC BANK 0318-01-0013847	DGM(Accounts)	2,000,000	2,137,000	23-09-19	23-09-20	7.35%
11	BASIC	FDR BASIC BANK 0318-01-0013959	DGM(Accounts)	4,000,000	4,276,500	04-11-19	04-11-20	7.35%
12	BASIC	FDR BASIC BANK 0318-01-0013985	DGM(Accounts)	21,641,000	23,138,460	06-11-19	06-11-20	7.35%
13	BASIC	FDR BASIC BANK 0318-01-0014038	DGM(Accounts)	40,584,378	43,439,664	10-12-19	10-12-20	8.00%
14	BASIC	FDR BASIC BANK 0318-01-0014113	DGM(Accounts)	3,416,466	3,655,339	29-12-19	29-12-20	8.00%
15	BASIC	FDR BASIC BANK 0318-01-0014225	DGM(Accounts)	279,196,650	298,881,893	27-02-20	27-02-21	7.25%
16	BASIC	FDR BASIC BANK 0318-01-0014251	Rajshahi	11,177,520	-	04-03-20	04-03-21	7.85%
17	BASIC	FDR BASIC BANK 0318-01-0014272	Rajshahi	2,962,227	-	11-05-20	11-05-21	7.00%
18	BASIC	FDR BASIC BANK 0318-01-0014293	DGM(Accounts)	5,445,000	5,797,286	17-05-20	17-05-21	7.00%
19	BASIC	FDR BASIC BANK 0318-01-0014288	Rajshahi	34,725,705	-	17-05-20	17-05-21	7.25%
20	BASIC	FDR BASIC BANK 0318-01-0014301	DGM(Accounts)	4,359,580	4,641,043	17-05-20	17-05-21	7.00%

**Northern Electricity Supply Company Limited**  
(An Enterprise of Bangladesh Power Development Board)

**Schedule of FDR**

For the year Ended June 30, 2021

Annexure-F

Sl No	Bank	FDR No	RAO/Office	Principal BDT as on 30.06.20	Amount BDT as on 30.06.21	Initial Opening Date	Maturity Date	Rate Of Interest
21	BASIC	FDR BASIC BANK 0318-01-0014316	DGM(Accounts)	10,462,365	11,130,034	19-05-20	19-05-21	7.00%
22	BASIC	FDR BASIC BANK 0318-01-0014321	DGM(Accounts)	6,452,550	6,870,579	27-05-20	27-05-21	7.00%
23	BASIC	FDR BASIC BANK 0318-01-0014363	DGM(Accounts)	2,000,000	-	30-06-20	30-06-21	7.35%
24	BASIC	FDR BASIC BANK 0318-01-0014384	DGM(Accounts)	-	5,000,000	06-07-20	06-07-21	7.35%
25	BASIC	FDR BASIC BANK 0318-01-0014412	DGM(Accounts)	-	8,203,250	14-07-20	14-07-21	7.35%
26	BASIC	FDR BASIC BANK 0318-01-0014379	DGM(Accounts)	-	4,591,900	05-07-20	05-07-21	7.35%
27	BASIC	FDR BASIC BANK 0318-01-0014390	DGM(Accounts)	-	32,943,000	12-07-20	12-07-21	7.35%
28	BASIC	FDR BASIC BANK 0318-01-0014391	DGM(Accounts)	-	5,878,125	19-07-20	19-07-21	7.35%
29	BASIC	FDR BASIC BANK 0318-01-0014407	DGM(Accounts)	-	9,061,255	12-07-20	12-07-21	7.35%
30	BASIC	FDR BASIC BANK 0318-01-0014454	DGM(Accounts)	-	5,200,000	04-08-20	04-08-21	7.35%
31	BASIC	FDR BASIC BANK 0318-01-0014503	DGM(Accounts)	-	1,842,000	10-09-20	10-09-21	7.35%
32	BASIC	FDR BASIC BANK 0318-01-0014567	DGM(Accounts)	-	6,896,673	13-12-20	13-12-21	8.00%
33	BASIC	FDR BASIC BANK 0318-01-0014615	DGM(Accounts)	-	2,519,637	15-12-20	15-12-21	8.00%
34	BASIC	FDR BASIC BANK 0318-01-0014621	DGM(Accounts)	-	5,000,000	15-12-20	15-12-21	8.00%
35	BASIC	FDR BASIC BANK 0318-01-0014657	DGM(Accounts)	-	5,117,500	27-12-20	27-12-21	8.00%
36	BASIC	FDR BASIC BANK 0318-01-0014662	DGM(Accounts)	-	1,301,124	27-12-20	27-12-21	8.00%
37	BASIC	FDR BASIC BANK 0318-01-0014780	DGM(Accounts)	-	1,236,889	10-01-21	10-01-22	8.00%
38	BASIC	FDR BASIC BANK 0318-01-0014865	DGM(Accounts)	-	155,900,073	14-01-21	14-01-22	8.00%
39	BASIC	FDR BASIC BANK 0318-01-0014850	DGM(Accounts)	-	118,538,996	14-01-21	14-01-22	8.00%
40	BASIC	FDR BASIC BANK 0318-01-0014844	DGM(Accounts)	-	71,058,691	14-01-21	14-01-22	8.00%
41	BASIC	FDR BASIC BANK 0318-01-0014839	DGM(Accounts)	-	16,335,000	14-01-21	14-01-22	8.00%

**Northern Electricity Supply Company Limited**  
(An Enterprise of Bangladesh Power Development Board)

**Schedule of FDR**

For the year Ended June 30, 2021

Annexure-F

Sl No	Bank	FDR No	RAO/Office	Principal BDT as on 30.06.20	Amount BDT as on 30.06.21	Initial Opening Date	Maturity Date	Rate Of Interest
42	BASIC	FDR BASIC BANK 0318-01-0014871	DGM(Accounts)	-	4,700,000	25-01-21	25-01-22	7.25%
43	BASIC	FDR BASIC BANK 0318-01-0014935	DGM(Accounts)	-	11,937,212	04-03-21	04-03-22	7.25%
44	BASIC	FDR BASIC BANK 0318-01-0015020	DGM(Accounts)	-	28,386,076	03-05-21	03-05-22	7.25%
45	BASIC	FDR BASIC BANK 0318-01-0015056	DGM(Accounts)	-	36,961,557	17-05-21	17-05-22	7.00%
46	BASIC	FDR BASIC BANK 0318-01-0015061	DGM(Accounts)	-	11,699,496	23-05-21	23-05-22	7.00%
47	BASIC	FDR BASIC BANK 0318-01-0015077	DGM(Accounts)	-	11,699,496	23-05-21	23-05-22	7.00%
<b>Total</b>				<b>820,943,097</b>	<b>1,271,493,928</b>			

Sl No	Bank	FDR No	RAO/Office	Principal BDT as on 30.06.20	Amount BDT as on 30.06.21	Initial Opening Date	Maturity Date	Rate Of Interest
1	BDBL	FDR BDBL 0008916	DGM(Accounts)	226,385,844	-	21-05-19	21-05-21	6.50%
<b>Total</b>				<b>226,385,844</b>	<b>-</b>			

Sl No	Bank	FDR No	RAO/Office	Principal BDT as on 30.06.20	Amount BDT as on 30.06.21	Initial Opening Date	Maturity Date	Rate Of Interest
1	First Security Islami Bank	FDR FSIB-013624600002093	DGM(Accounts)	30,000,000	-	10-07-19	10-07-20	11.00%
2	First Security Islami Bank	FDR FSIB-013624600002135	DGM(Accounts)	10,000,000	10,972,500	01-08-19	01-08-20	8.00%
3	First Security Islami Bank	FDR FSIB-013624600002196	DGM(Accounts)	13,300,000	-	24-09-19	24-09-20	11.00%
4	First Security Islami Bank	FDR FSIB-013624600002201	DGM(Accounts)	16,000,000	-	26-09-19	26-09-20	11.00%
5	First Security Islami Bank	FDR FSIB-013624600002248	DGM(Accounts)	56,363,163	61,878,116	05-11-19	05-11-20	8.00%
6	First Security Islami Bank	FDR FSIB-013624600002262	DGM(Accounts)	6,386,175	-	11-11-19	11-11-20	10.25%
7	First Security Islami Bank	FDR FSIB-013624600002285	DGM(Accounts)	2,980,125	-	25-11-19	25-11-20	10.50%

**Northern Electricity Supply Company Limited**  
(An Enterprise of Bangladesh Power Development Board)

**Schedule of FDR**

For the year Ended June 30, 2021

Annexure-F

Sl No	Bank	FDR No	RAO/Office	Principal BDT as on 30.06.20	Amount BDT as on 30.06.21	Initial Opening Date	Maturity Date	Rate Of Interest
8	First Security Islami Bank	FDR FSIB-013624600002305	DGM(Accounts)	9,742,790	-	03-12-19	03-12-20	10.50%
9	First Security Islami Bank	FDR FSIB-013624600002311	DGM(Accounts)	3,848,525	-	04-12-19	04-12-20	10.50%
10	First Security Islami Bank	FDR FSIB-013624600002312	DGM(Accounts)	4,879,750	-	05-12-19	05-12-20	10.50%
11	First Security Islami Bank	FDR FSIB-013624600002316	DGM(Accounts)	2,307,115	-	15-12-19	15-12-20	10.50%
12	First Security Islami Bank	FDR FSIB-013624600002362	DGM(Accounts)	4,290,000	4,634,490	29-01-20	29-01-21	7.75%
13	First Security Islami Bank	FDR FSIB-013624600002370	DGM(Accounts)	10,939,550	11,810,654	30-01-20	30-01-21	7.75%
14	First Security Islami Bank	FDR FSIB-013624600002372	DGM(Accounts)	6,399,450	6,857,210	26-02-20	26-02-21	7.50%
15	First Security Islami Bank	FDR FSIB-013624600002389	DGM(Accounts)		1,516,735	12-08-20	12-08-21	8.00%
16	First Security Islami Bank	FDR FSIB-013624600002390	DGM(Accounts)		58,841,862	12-08-20	12-08-21	8.00%
17	First Security Islami Bank	FDR FSIB-013624600002392	DGM(Accounts)		1,618,585	17-08-20	17-08-21	8.00%
18	First Security Islami Bank	FDR FSIB-013624600002391	DGM(Accounts)		58,582,470	19-08-20	19-08-21	8.00%
<b>Total</b>				<b>177,436,643</b>	<b>216,712,622</b>			

Sl No	Bank	FDR No	RAO/Office	Principal BDT as on 30.06.20	Amount BDT as on 30.06.21	Initial Opening Date	Maturity Date	Rate Of Interest
1	IDLC, Rajshahi	FDR IDLC 13052247665101	DGM(Accounts)	20,000,000	21,425,000	14-06-20	14-06-21	6.0%
<b>Total</b>				<b>20,000,000</b>	<b>21,425,000</b>			

Sl No	Bank	FDR No	RAO/Office	Principal BDT as on 30.06.20	Amount BDT as on 30.06.21	Initial Opening Date	Maturity Date	Rate Of Interest
1	IPDC Finance Ltd.	FDR 1004241000001953	DGM(Accounts)	-	20,000,000	18-03-21	18-03-22	7.5%
<b>Total</b>				<b>-</b>	<b>20,000,000</b>			

**Northern Electricity Supply Company Limited**  
(An Enterprise of Bangladesh Power Development Board)

**Schedule of FDR**

For the year Ended June 30, 2021

Annexure-F

Sl No	Bank	FDR No	RAO/Office	Principal BDT as on 30.06.20	Amount BDT as on 30.06.21	Initial Opening Date	Maturity Date	Rate Of Interest
1	Janata,Hatem Khan,Raj.	FDR JANATA BANK 1041012039	Rajshahi	1,379,533	-	18-01-15	18-07-20	6.50%
2	Janata Bank Ltd. Siraj.	FDR 0100222549498	DGM(Accounts)		4,898,531	24-03-21	24-03-22	6.50%
3	Janata,Hatem Khan,Raj.	FDR 0100222985514			1,448,551	18-04-21	18-04-22	6.50%
4	Janata Bank Ltd. Siraj	FDR 0100222620761	DGM(Accounts)		3,799,325	28-03-21	28-03-22	6.50%
	<b>Total</b>			<b>1,379,533</b>	<b>10,146,407</b>			
Sl No	Bank	FDR No	RAO/Office	Principal BDT as on 30.06.20	Amount BDT as on 30.06.21	Initial Opening Date	Maturity Date	Rate Of Interest
1	Mercantile	FDR Mercantile BANK 110741327574391	DGM(Accounts)	3,582,150	-	27-03-19	27-03-21	9.50%
2	Mercantile	FDR Mercantile BANK 110741328454764	DGM(Accounts)	4,200,000	-	04-07-19	04-07-20	10.50%
3	Mercantile	FDR Mercantile BANK 110741330320767	DGM(Accounts)	26,000,000	-	12-01-20	12-01-21	9.00%
	<b>Total</b>			<b>33,782,150</b>	-			

Sl No	Bank	FDR No	RAO/Office	Principal BDT as on 30.06.20	Amount BDT as on 30.06.21	Initial Opening Date	Maturity Date	Rate Of Interest
1	Midland Bank	FDR Midland Bank-1100004475	DGM(Accounts)	400,000	-	05-04-20	05-10-20	6.00%
2	Midland Bank	FDR Midland Bank-1100004555	DGM(Accounts)	1,000,000		10-05-20	10-08-20	6.00%
3	Midland Bank	FDR Midland Bank-1100004564	DGM(Accounts)	500,000		10-05-20	10-08-20	6.00%
4	Midland Bank	FDR Midland Bank-1100004617	DGM(Accounts)	1,000,000		17-05-20	17-08-20	6.00%
5	Midland Bank	FDR Midland Bank-1100004699	DGM(Accounts)	1,500,000		31-05-20	31-08-20	6.00%
6	Midland Bank	FDR Midland Bank-1100004680	DGM(Accounts)	1,500,000		31-05-20	31-08-20	6.00%
7	Midland Bank	FDR Midland Bank-1100004671	DGM(Accounts)	1,000,000		31-05-20	31-08-20	6.00%
8	Midland Bank	FDR Midland Bank-1830000354	DGM(Accounts)	1,600,000	-	31-05-20	31-08-20	6.00%
9	Midland Bank	FDR Midland Bank-1830000470	DGM(Accounts)	900,000	-	02-06-20	02-09-20	6.00%
	<b>Total</b>			<b>9,400,000</b>	-			

**Northern Electricity Supply Company Limited**  
(An Enterprise of Bangladesh Power Development Board)

**Schedule of FDR**

For the year Ended June 30, 2021

Annexure-F

Sl No	Bank	FDR No	RAO/Office	Principal BDT as on 30.06.20	Amount BDT as on 30.06.21	Initial Opening Date	Maturity Date	Rate Of Interest
1	Modhumoti, Rajshahi	FDR Modhumoti 11325500000030	Rajshahi	7,123,006	-	10-06-18	10-06-21	9.50%
2	Modhumoti, Rajshahi	FDR Modhumoti 11325500000031	Rajshahi	8,264,650	-	10-07-18	10-07-20	9.00%
3	Modhumoti, Rajshahi	FDR Modhumoti 11325500000046	Rajshahi	2,383,100	-	13-11-18	13-11-20	9.75%
4	Modhumoti, Rajshahi	FDR Modhumoti 11325500000052	Rajshahi	6,303,950	-	11-12-18	11-12-20	9.50%
5	Modhumoti, Rajshahi	FDR Modhumoti 11325500000054	Rajshahi	1,191,525	-	27-12-18	27-12-20	10.50%
6	Modhumoti, Rajshahi	FDR Modhumoti 11325500000113	DGM(Accounts)	31,000,000	-	22-01-20	22-01-21	9.50%
7	Modhumoti, Rajshahi	FDR Modhumoti 11325500000114	DGM(Accounts)	30,000,000	-	23-01-20	23-01-21	9.00%
8	Modhumoti, Rajshahi	FDR Modhumoti 11325500000125	Rajshahi	1,636,750	-	14-06-20	14-06-21	8.00%
	<b>Total</b>			<b>87,902,981</b>	-			

Sl No	Bank	FDR No	RAO/Office	Principal BDT as on 30.06.20	Amount BDT as on 30.06.21	Initial Opening Date	Maturity Date	Rate Of Interest
1	National Bank Ltd	FDR NBL-1005003843827	DGM(Accounts)	15,930,000	-	21-01-20	21-01-21	10.00%
2	National Bank Ltd	FDR NBL-1005003823993	Rajshahi	15,000,000	-	14-01-20	14-01-21	10.00%
	<b>Total</b>			<b>30,930,000</b>	-			

Sl No	Bank	FDR No	RAO/Office	Principal BDT as on 30.06.20	Amount BDT as on 30.06.21	Initial Opening Date	Maturity Date	Rate Of Interest
1	One Bank, Bogura	FDR One Bank Bogura 0194140001858	Bogura	50,000,000	-	12-08-18	12-08-20	10.50%
2	One Bank, Bogura	FDR One Bank Bogura 0194140002114	Bogura	3,600,000	-	18-08-19	18-08-20	10.50%
	<b>Total</b>			<b>53,600,000</b>	-			



**Northern Electricity Supply Company Limited**  
(An Enterprise of Bangladesh Power Development Board)

**Schedule of FDR**

For the year Ended June 30, 2021

Annexure-F

Sl No	Bank	FDR No	RAO/Office	Principal BDT as on 30.06.20	Amount BDT as on 30.06.21	Initial Opening Date	Maturity Date	Rate Of Interest
1	Premier	FDR Premier 012824600000665	DGM(Accounts)	53,563,000	-	12-08-18	12-08-19	8.00%
2	Premier	FDR Premier 012824600000670	DGM(Accounts)	108,280,000	-	22-10-18	22-10-19	9.50%
3	Premier	FDR Premier 012824600000687	DGM(Accounts)	24,616,850	-	17-11-19	17-11-20	10.50%
4	Premier	FDR Premier 012824600000688	DGM(Accounts)	5,259,675	-	20-11-19	20-11-20	10.50%
	<b>Total</b>			<b>191,719,525</b>				
Sl No	Bank	FDR No	RAO/Office	Principal BDT as on 30.06.20	Amount BDT as on 30.06.21	Initial Opening Date	Maturity Date	Rate Of Interest
1	Rupali Bank, Rajshahi	FDR Rupali BANK 3517035004704	Rajshahi	145,809,837	-	14-01-18	14-01-19	7.75%
2	Rupali Bank, Rajshahi	FDR Rupali BANK 3517035004705	Rajshahi	112,149,537	-	15-01-18	15-01-19	7.75%
3	Rupali Bank, Rajshahi	FDR Rupali BANK 3517035004775	Rajshahi	35,435,750	37,893,231	28-10-18	27-10-19	7.25%
4	Rupali Bank, Rajshahi	FDR Rupali BANK 3517035004777	Rajshahi	21,146,000	22,606,770	31-10-18	31-10-19	7.25%
5	Rupali Bank, Rajshahi	FDR Rupali BANK 3517035004803	DGM(Accounts)	1,161,850	-	09-01-19	08-01-20	7.75%
6	Rupali Bank, Rajshahi	FDR Rupali BANK 3517035004850	DGM(Accounts)	7,164,825	-	25-06-19	24-06-20	7.25%
7	Rupali Bank, Rajshahi	FDR Rupali BANK 3517035004858	DGM(Accounts)	5,497,500	-	17-07-19	17-07-20	7.75%
8	Rupali Bank, Rajshahi	FDR Rupali BANK 3517035004863	DGM(Accounts)	5,397,500	5,771,150	28-08-19	28-08-20	7.25%
9	Rupali Bank, Rajshahi	FDR Rupali BANK 3517035004871	DGM(Accounts)	9,900,000	10,575,525	15-10-19	15-10-20	7.25%
10	Rupali Bank, Rajshahi	FDR Rupali BANK 3517035004918	Rajshahi	66,500,295	-	14-01-20	14-01-21	7.75%
11	Rupali Bank, Rajshahi	FDR Rupali BANK 3517035004917	Rajshahi	110,884,782	-	14-01-20	14-01-21	7.75%
12	Rupali Bank, Rajshahi	FDR Rupali BANK 3517035004919	Rajshahi	27,866,366	-	15-01-20	15-01-21	7.75%
13	Rupali Bank, Rajshahi	FDR Rupali BANK 3517035004985	DGM(Accounts)	-	5,052,385	31-08-20	31-08-21	7.25%
14	Rupali Bank, Rajshahi	FDR Rupali BANK 3517035004988	DGM(Accounts)	911,035	911,035	02-09-20	02-09-21	7.25%
15	Rupali Bank, Rajshahi	FDR Rupali BANK 3517035004990	DGM(Accounts)	21,572,500		07-09-20	07-09-21	7.25%

**Northern Electricity Supply Company Limited**  
(An Enterprise of Bangladesh Power Development Board)

**Schedule of FDR**

For the year Ended June 30, 2021

Annexure-F

16	Rupali Bank, Rajshahi	FDR Rupali BANK 3517035004992	DGM(Accounts)		109,795,000	08-09-20	08-09-21	7.25%
17	Rupali Bank, Rajshahi	FDR Rupali BANK 3517035004994	DGM(Accounts)		54,858,000	09-09-20	09-09-21	7.25%
18	Rupali Bank, Rajshahi	FDR Rupali BANK 3517035004998	DGM(Accounts)		21,938,000	13-09-20	13-09-21	7.25%
19	Rupali Bank, Rajshahi	FDR Rupali BANK 35170350049103	DGM(Accounts)		6,647,319	16-09-20	16-09-21	7.25%
20	Rupali Bank, Rajshahi	FDR Rupali BANK 35170350049105	DGM(Accounts)		14,574,700	24-09-20	24-09-21	7.25%
21	Rupali Bank, Rajshahi	FDR Rupali BANK 35170350049108	DGM(Accounts)		17,542,000	27-09-20	27-09-21	7.25%
22	Rupali Bank, Rajshahi	FDR Rupali BANK 35170350049107	DGM(Accounts)		109,795,000	27-09-20	27-09-21	7.25%
23	Rupali Bank, Rajshahi	FDR Rupali BANK 35170350049128	DGM(Accounts)		118,914,225	22-10-20	22-10-21	7.25%
24	Rupali Bank, Rajshahi	FDR Rupali BANK 35170350049129	DGM(Accounts)		118,919,720	22-10-20	22-10-21	7.25%
	<b>Total</b>			<b>548,914,242</b>	<b>677,366,560</b>			
Sl No	Bank	FDR No	RAO/Office	Principal BDT as on 30.06.20	Amount BDT as on 30.06.21	Initial Opening Date	Maturity Date	Rate Of Interest
1	Trust Bank, Bogura	FDR Trust Bank Bogura 00970330007675	Bogura	13,600,000	-	05-09-19	05-09-20	9.00%
2	Trust Bank, Bogura	FDR Trust Bank Bogura 00970330002657	Bogura	6,400,000	-	04-09-19	04-09-20	9.00%
	<b>Total</b>			<b>20,000,000</b>				
Sl No	Bank	FDR No	RAO/Office	Principal BDT as on 30.06.20	Amount BDT as on 30.06.21	Initial Opening Date	Maturity Date	Rate Of Interest
1	NRB Global Bank Ltd	FDR 012-4400496817	DGM(Accounts)	-	1,000,000	08-11-20	08-11-21	8.00%
	<b>Total</b>			<b>-</b>	<b>1,000,000</b>			
	<b>Sub-Total</b>			<b>2,709,550,390</b>	<b>2,219,894,517</b>			

**Northern Electricity Supply Company Limited**  
(An Enterprise of Bangladesh Power Development Board)

**Schedule of FDR**

For the year Ended June 30, 2021

Annexure-F

Sl No	Bank	FDR No	RAO/Office	Principal BDT as on 30.06.20	Amount BDT as on 30.06.21	Initial Opening Date	Maturity Date	Rate Of Interest
1	BASIC	FDR BASIC BANK 0318-01-0014210	Gratuity Fund	5,287,500	5,658,062	26-02-20	26-02-21	7.85%
2	BASIC	FDR BASIC BANK 0318-01-0014204	Gratuity Fund	11,168,503	11,942,557	26-02-20	26-02-21	7.25%
3	BASIC	FDR BASIC BANK 0318-01-0014231	Gratuity Fund	55,417,860	59,293,132	27-02-20	27-02-21	7.25%
4	BASIC	FDR BASIC BANK 0318-01-0014246	Gratuity Fund	63,799,970	68,267,438	01-03-20	01-03-21	7.25%
5	BASIC	FDR BASIC BANK 0318-01-0012931	Gratuity Fund	31,731,000	-	05-02-19	05-02-20	7.85%
6	BASIC	FDR BASIC BANK 0318-01-0014566	Gratuity Fund	42,816,327	42,816,327	05-11-20	05-11-21	7.35%
7	BASIC	FDR BASIC BANK 0318-01-0014795	Gratuity Fund	27,868,650	27,868,650	12-01-21	12-01-22	8.00%
8	BASIC	FDR BASIC BANK 0318-01-0014802	Gratuity Fund	16,016,250	16,016,250	12-01-21	12-01-22	8.00%
9	BASIC	FDR BASIC BANK 0318-01-0014272	Rajshahi	2,962,227	3,152,512	11-05-20	11-05-21	7.00%
10	BASIC	FDR BASIC BANK 0318-01-0014823	Gratuity Fund	207,350	207,350	13-01-21	13-01-22	8.00%
		<b>Total</b>		<b>167,404,833</b>	<b>235,222,278</b>			

Sl No	Bank	FDR No	RAO/Office	Principal BDT as on 30.06.20	Amount BDT as on 30.06.21	Initial Opening Date	Maturity Date	Rate Of Interest
1	BDBL	FDR BDBL 0008916	Gratuity Fund	226,385,844	241,117,520	21-05-19	21-05-21	6.50%
		<b>Total</b>		<b>226,385,844</b>	<b>241,117,520</b>			

Sl No	Bank	FDR No	RAO/Office	Principal BDT as on 30.06.20	Amount BDT as on 30.06.21	Initial Opening Date	Maturity Date	Rate Of Interest
1	Rupali Bank, Rajshahi	FDR Rupali BANK 3517035004916	Gratuity Fund	15,000,000	-	12-01-20	12-01-21	7.75%
2	Rupali Bank, Rajshahi	FDR Rupali BANK 3517035004924	Gratuity Fund	55,417,860	-	29-01-20	29-01-21	7.75%
3	Rupali Bank, Rajshahi	FDR Rupali BANK 3517035004923	Gratuity Fund	22,403,498	-	15-01-20	15-01-21	7.75%
4	Rupali Bank, Rajshahi	FDR Rupali BANK 3517035004939	Gratuity Fund	4,604,113	-	24-03-20	24-03-21	6.50%
5	Rupali Bank, Rajshahi	FDR Rupali BANK 35170350049118	GF	411,368	411,368	05-10-20	05-10-21	7.25%
		<b>Total</b>		<b>97,425,471</b>	<b>411,368</b>			

**Northern Electricity Supply Company Limited**  
(An Enterprise of Bangladesh Power Development Board)

**Schedule of FDR**

For the year Ended June 30, 2021

Annexure-F

Sl No	Bank	FDR No	RAO/Office	Principal BDT as on 30.06.20	Amount BDT as on 30.06.21	Initial Opening Date	Maturity Date	Rate Of Interest
1	First Security Islami Bank	FDR FSIB-013624600002411	Gratuity Fund	-	23,936,142	28-01-21	28-01-22	7.75%
2	First Security Islami Bank	FDR FSIB-013624600002412	Gratuity Fund	-	59,203,256	28-01-21	28-01-22	7.75%
		<b>Total</b>		<b>-</b>	<b>83,139,398</b>			

Sl No	Bank	FDR No	RAO/Office	Principal BDT as on 30.06.20	Amount BDT as on 30.06.21	Initial Opening Date	Maturity Date	Rate Of Interest
1	Janata,Hatem Khan,Rajshahi	FDR JANATA BANK 0100220609451	DGM(Accounts)	-	33,942,795	07-02-21	07-02-22	6.50%
		<b>Total</b>		<b>-</b>	<b>33,942,795</b>			

Sl No	Bank	FDR No	RAO/Office	Principal BDT as on 30.06.20	Amount BDT as on 30.06.21	Initial Opening Date	Maturity Date	Rate Of Interest
1	Trust Bank Ltd.	FDR Trust Bank 313261	Gratuity Fund	45,000,000	48,412,500	25-02-20	25-02-21	6.00%
2	Trust Bank Ltd.	FDR Trust Bank 313262	Gratuity Fund	8,783,000	9,448,900	25-02-20	25-02-21	6.00%
		<b>Total</b>		<b>53,783,000</b>	<b>57,861,400</b>			
		<b>Sub-Total</b>		<b>318,613,304</b>	<b>651,694,759</b>			
		<b>Total</b>		<b>3,028,163,694</b>	<b>2,871,589,276</b>			



# Event's Photographs

# Event's Photographs



Hon'ble Prime Minister Sheikh Hasina connected from Gonobhaban on the occasion of receiving fund for "Prime Minister's Corona Assistance Fund and House Construction Fund."



Dr. Ahmad Kaikaus, Principal Secretary to the HPM is receiving a Cheque on behalf of HPM from Mr. Nasrul Hamid MP, Hon'ble State Minister, MoPEMR and Mr. Md. Habibur Rahman, Secretary, Power Division for "Prime Minister's Corona Assistance Fund and House Construction Fund."



Dr. Tawfiq-e-Elahi Chowdhury, Bir Bikram, Hon'ble Adviser (Minister) to the Prime Minister for Power, Energy & Mineral Resources Affairs addressing at IEPMP, organized by MoPEMR at Sheraton Dhaka.



Dr. Tawfiq-e-Elahi Chowdhury, Bir Bikram, Hon'ble Adviser (Minister) to the Prime Minister for Power, Energy & Mineral Resources Affairs, Mr. Nasrul Hamid MP, Hon'ble State Minister, MoPEMR and Dr. Ahmad Kaikaus, Principal Secretary to the HPM were discussing at IEPMP.

# Event's Photographs



Mr. Nasrul Hamid MP, Hon'ble State Minister, Ministry of Power, Energy and Mineral Resources addressing at a press conference.



Mr. Nasrul Hamid MP, Hon'ble State Minister, MoPEMR and Mr. Md. Habibur Rahman, Secretary, Power Division attended an event organized by PGCB.



Dr. Ahmad Kaikus, Principal Secretary to the HPM addressing as chief guest while he was Senior Secretary of Power Division on the occasion of NESCO's AGM.



Dr. Ahmad Kaikus, Principal Secretary to the HPM, addressing on the occasion of "Solar Home System Installation Program in off-grid (Char) area" by NESCO under CSR as special guest.

# Event's Photographs



Mr. Md. Habibur Rahman, Secretary, Power Division addressing at IEPMP, organized by MoPEMR at Sheraton Dhaka.



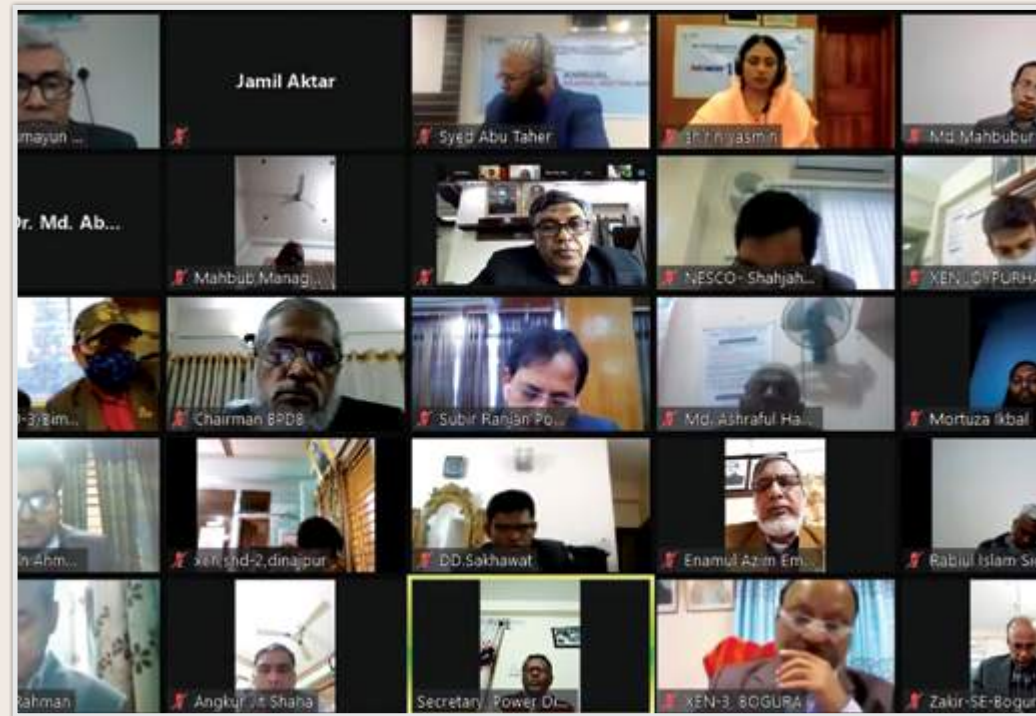
Mr. Md. Habibur Rahman, Secretary, Power Division celebrating 101st birth anniversary of the Father of the Nation Bangabandhu Sheikh Mujibur Rahman and the national children's day-2021 along with other officials.



On the occasion of 101<sup>st</sup> birth anniversary of the Father of the Nation Bangabandhu Sheikh Mujibur Rahman, Chairman, NESCO Ltd. and MD, NESCO Ltd. lying floral wreath at the mural of Bangabandhu at Biddut Bhaban, Dhaka.



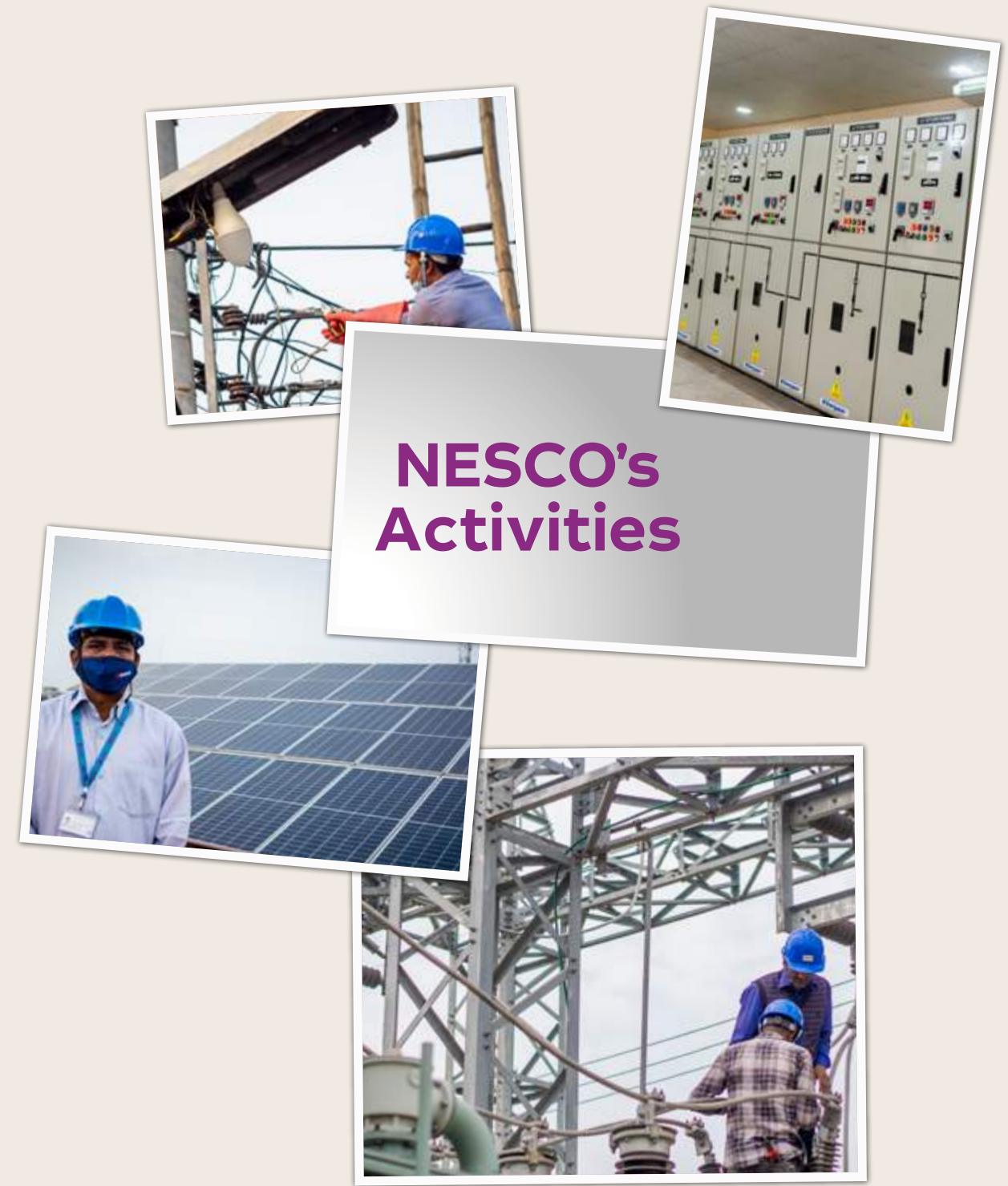
Mr. Md. Mohsin Chowdhury, newly appointed Chairman of the Board of Directors being welcomed by Mr. Zakiul Islam, MD, NESCO Ltd.



15<sup>th</sup> AGM of NESCO Ltd. virtually held on 19 December 2020



NESCO Ltd. has paid 100% cash dividend per share to BPDB for the FY 2019-20



# Event's Photographs



Mr. A. H. M. Khairuzzaman Liton, Hon'ble Mayor, Rajshahi City Corporation addressing public representatives and Ward Councilors at Nagar Bhaban as chief guest in a seminar on "Smart Pre-Payment Meter Installation"



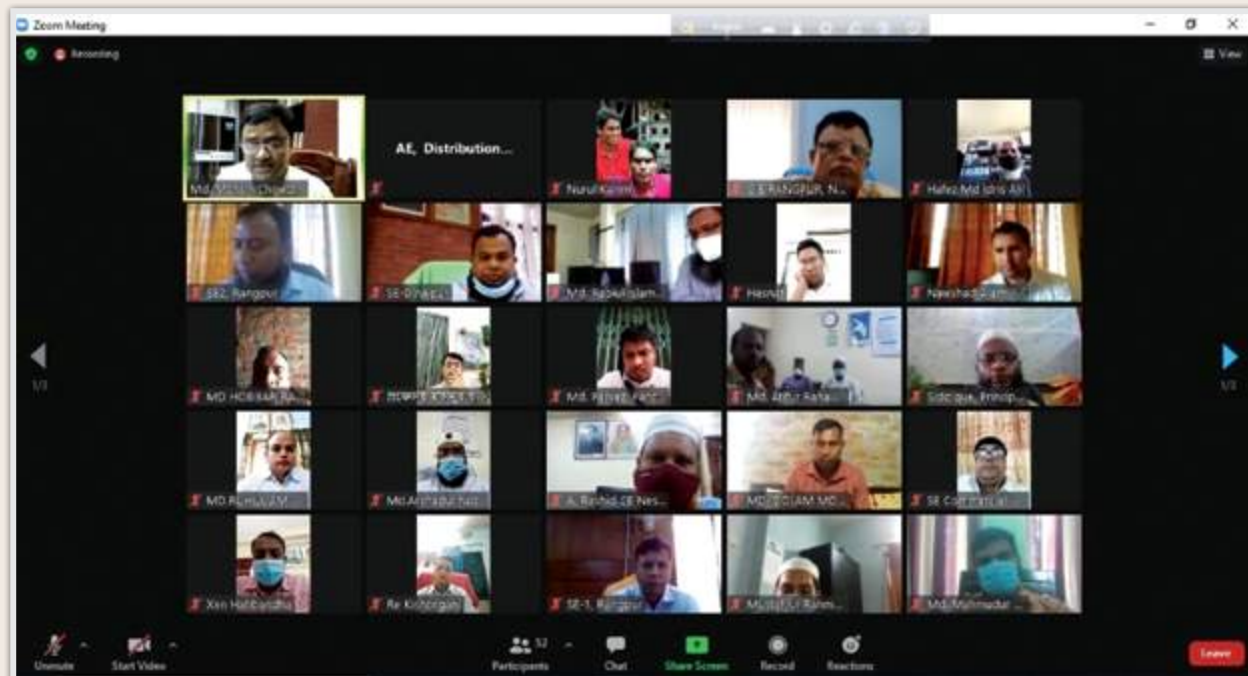
Hon'ble Shareholders of NESCO participating in 2<sup>nd</sup> Extraordinary General Meeting (EGM) held on 3 July 2021.



Provisional Vendor's Agreement (PVA) signing ceremony between BPDB and NESCO Ltd.



# Event's Photographs



Public hearing organized by NESCO Ltd. to enhance the quality of the service and increase customer satisfaction at Rangpur.



MoU signing ceremony between NESCO Ltd. and BIDA OSS for integration of services.



A training session was conducted for newly recruited sub-station attendants organized by HR department; the event was attended by MD, NESCO Ltd.

From the Board

About NESCO

Directors' Report

Audit Report

Event's Photographs

# Event's Photographs



NESCO Ltd. distributed food items to the corona affected people on the event of National Mourning Day on 15<sup>th</sup> August 2020, Prof. Dr. Md. Abdul Alim, Board of Director was present.



On the eve of National Mourning Day on 15<sup>th</sup> August 2020, Mr. Abul Kashem, Board of Director has distributed food items organized by NESCO Ltd.



Mr. Ankur Jit Shaha, Board of Director visited the smart pre-payment meter installation activities in Sirajganj.



Agreement signing ceremony between NESCO Ltd. and Union Bank Ltd. for online bill collection.

# Event's Photographs



Meeting with stakeholders on smart pre-payment meter (its advantages, usages, bill payment system etc.) by MD, NESCO Ltd.



On the martyrdom anniversary of the Father of the Nation Bangabandhu Sheikh Mujibur Rahman, NESCO Ltd., groceries items were distributed among corona pandemic affected people.



On the martyrdom anniversary of the Father of the Nation Bangabandhu Sheikh Mujibur Rahman, after a doa mahfil food packages were distributed.

# Event's Photographs



Mr. Nasrul Hamid MP, Hon'ble State Minister, MoPEMR attending virtual inauguration ceremony of " 5 lac smart pre-payment meter installation in NESCO area" as chief guest. Mr. A. H. M. Khairuzzaman Liton, Hon'ble Mayor, Rajshahi City Corporation and Mr. Fazle Hossain Badsha, Hon'ble MP, Rajshahi-2 attended the event as special guest.

# Event's Photographs



Mr. Nasrul Hamid MP, Hon'ble State Minister, MoPEMR is addressing villagers on the eve of "Solar Home System Installation Program in off-grid (Char) area of Rajshahi" for 100% electrification coverage at NESCO area. Mr. Md. Ayeen Uddin, Hon'ble MP, Rajshahi -3 attended the event as special guest.



NESCO Ltd. built a house for a homeless customer at Panchagar under "জমি আছে গৃহ নাই" program



Distribution of warm clothes to the poor of Tanore upazila, Rajshahi by NESCO Ltd.

# Event's Photographs



Floral wreath was placed at the portrait of the Father of the Nation and a virtual discussion was held on 15<sup>th</sup> August the National Mourning Day 2021 by NESCO Officials.



National flag was hoisted half-mast on 15<sup>th</sup> August 2021 on the occasion of the National Mourning Day by MD, NESCO and other Officials.



Floral wreath was placed at the memorial located at DC office, Rajshahi premises on the occasion of Victory day, 16<sup>th</sup> December 2020 by NESCO Officials.



Agreement signing ceremony between NESCO Ltd. and South Bangla Agriculture & Commerce Bank Ltd. for online bill collection.



Customers are getting services from NESCO one stop services center.

## List of Abbreviations

ADP	Annual Development Programme
AGM	Annual General Meeting
APA	Annual Performance Appraisal
BERC	Bangladesh Energy Regulatory Commission
BPDB	Bangladesh Power Development Board
BREB	Bangladesh Rural Electrification Board
DAS	Distribution Automation System
DMS	Distribution Management System
DPP	Development Project Proposal/Proforma
EGM	Extraordinary General Meeting
e-GP	Electronic Government Procurement
EPS	Earnings Per Share
ERP	Enterprise Resource Planning
ESU	Electricity Supply Unit
GIS	Geographical Information System
ICT	Information and Communication Technology
JVA	Joint Venture Agreement
MDG	Millennium Development Goals
MIS	Management Information System
MKWh	Million Kilo Watt hour
MOD	Monthly Operational Data
MoPEMR	Ministry of Power, Energy and Mineral Resources
MoU	Memorandum of Understanding
MW	Megawatt
NLDC	National Load Dispatch Center
NOA	Notification of Award
O&M	Operation and Maintenance
OSS	One Stop Service
PA	Project Aid
PSMP	Power System Master Plan
RADP	Revised Annual Development Program
RE	Renewable Energy
RJSC	Registrar of Joint Stock Companies and Firms
RoA	Return on Assets
RoE	Return on Equity
S&D	Sales and Distribution
SAIDI	System Average Interruption Duration Index
SAIFI	System Average Interruption Frequency Index
SAS	Substation Automation System
SCADA	Supervisory Control and Data Acquisition
SDG	Sustainable Development Goals
SLA	Subsidiary Load Agreement
WPPF	Workers Profit Participation Fund