ANNUAL REPORT
2020-2021

Northern Electricity Supply Company Limited
(An Enterprise of Bangladesh Power Development Board)

"যতদিন রবে পদ্মা যমুনা গৌরি মেঘনা বহমান,
ততকাল রবে কীর্তি তোমার
শেখ মুজিবুর রহমান"



জাতির পিতা বঙ্গবন্ধু

শেখ মুজিবুর রহমান-এর

জন্ম শর্তবার্ষিকীতে গভীর শ্রদ্ধাঞ্জলি।

"কেউ অন্ধকারে থাকবে না, সব ঘরেই আলো জ্বলবে"

"আলোকিত করাই আমাদের কাজ এবং সেটাই আমরা করে যাচ্ছি"

"এই দেশ আমাদের এবং এই দেশের প্রতিটি সম্পদ জনগণের।
কাজেই এই সম্পদকে আমাদের রক্ষা করতে হবে"

...শেখ হাসিনা

Chairman's MESSAGE

Bismillahir Rahmanir Rahim

Honorable Shareholders, Respected Member of the Board, Management Team, Officers and staffs of NESCO.

Assalamulikum-wa-rahmutullahe-wa-barakatu

By the grace of Almighty Allah, it is a matter of enormous pleasure to publish the Annual Report of the Northern Electricity Supply Company Limited (NESCO) for the financial year 2020-2021 on the occasion of 16th Annual General Meeting. This report presents the managerial, monetary and technical standing of NESCO with current development and future plan.

As I reflect on an exceptionally difficult year, one thing is clear: COVID-19 has affected us all. The cruelty of this pandemic has been unparalleled and my heart goes out to all those who have lost loved ones. While it has been a difficult year for many; there are still immediate and pressing issues to address - such as economic relief, equitable and widespread vaccination coverage. I am optimistic that better days are ahead.

On the eve of Mujib Shotoborsho upholding the vision and determination of Honorable Prime Minister to ensure electricity to every household, we are committed to provide electricity to the furthest corner within NESCO operational area.

NESCO LTD., A company owned by the Bangladesh Energy Development Board (BPDB), is constantly working to achieve our goals by treading the path of service excellence and taking the utmost care to its customers. We are on a mission on fulfilling the government's vision of "Reliable Electricity for All at an Affordable Price". All grid areas of NESCO have been fully

electrified within December'2020 through two running projects of NESCO: (1) Extension and Renovation of Distribution Line & Sub-station of Rajshahi division, (2) Extension and Renovation of Distribution Line & Sub-station of Rangpur Division.

For electrification of Off-grid areas under NESCO, total 13952 Nos. of Solar Home System have been provided by NESCO Fund as CSR.

6240 Nos. of Solar Home System have been provided in the 2 off-grid Islands of Paba Upazila of Rajshahi District, 1 off-grid Island of Godagari Upazila of Rajshahi District and 1 off-grid Island of Chapainawabganj sadar upazila of Chapainawabganj District under Rajshahi Zone.

Besides, 7712 Nos. of Solar Home System have been provided in the 1 off-grid Islands of Kaliganj Upazila of Lalmonirhat District; 6 off-grid Islands of Hatibandha Upazila of Lalmonirhat District; 1 Off-grid Islands of Dimla Upazila of Lalmonirhat District & 1 Off-grid Islands of Patgram Upazila of Lalmonirhat District under Rangpur Zone.

On serving the nation with electricity, for our company we are extensively working on developing our human resources by providing training, re-structuring, job allocation, and encouragements. On resource development it will help us to maintain our assets; to support efficient service and excellence in operational activities. We have also committed on making efficient human resources to ensure their responsibilities in order to achieve our targeted sales (?) through the use of S&D target. It will ensure achievement, increase revenue and due collection in order to provide exceptional customer service.

Customer service has always been our top priority and we are pleased to inform all of our stakeholders that we have implemented a unified billing software system. It will allows our customers not only to check and verify the service but also to pay their bills online from anywhere and at any time via online banking services, mobile financial services, mobile connection service, multiple agents, SMART card, and any other available online electricity media – which has been approved by the government. As of now 51% of our bills are being paid online till date – hence it is reducing our cost on printing in return it is helping our environment to go green. Complain to solve ratio (complain management).

We have installed 12 lakh meters to cover the consumer base. Single Phase 26.5%; Three Phase Meter 9.66%. At the same time we have introduced Automated SAIDI and SAIFI to provide enhanced consumer service. We are working relentlessly to strengthen and standardize our distribution and infrastructure under government project. We are on a success track (progress value) on implementing Geographic Information System (GIS), which has been funded by ADB worth (?). Parallel to GIS we are ramping up our company by the help of Distribution Automation System (DAS); Asset Performance Management, SMART distribution system and front locators which helps us to locate or immediately identify a meter. Our ERP system is now live and is being integrated into management system of main business process for dash board; development of employee database for ensuring accountability; engrossment of work to increase the operational efficiency. Thereby for ensuring reliable power system, we are working to ensure SMART distribution system through NESCO being a sustainable company.

At last, I would like to take a moment to thank all the front liners for their unconditional effort in this unprecedented time. Due to their contribution, we have a chance of surviving this pandemic. I also express my sincere gratitude to the Government of the People's Republic of Bangladesh for providing all kinds of assistance, prioritizing the power sector and the Ministry of Power, Energy and Mineral Resources, Bangladesh Power Development Board (BPDB). The board of Directors of NESCO, Management of NESCO.

1. SCADA value
2. Transformer to substation ratio

From The Desk of Managing director

Its' been a great honor and opportunity to state that Northern Electricity Supply Company (NESCO) Limited holding the 16th Annual General Meeting (AGM). On this privileged occasion we are also publishing the financial report for the Year 2020-2021 along with our Annual report.

On the eve of Mujib Shotobor upholding the vision and determination of Honorable Prime Minister to ensure electricity to every household, we are committed to provide electricity to the furthest corner within NESCO operational area. In Last 5 years, since 2016 NESCO ltd has flourished with company transformation, company re-structuring, and organizational development along with the engagement of all types of resources i.e, human resources and asset management. As a part of this reformation program by way of unbundling the Power Sector and increasing efficiency to ensure accountability and better services in the field of Generation, Transmission and Distribution through reduction of distribution system loss and strengthening the financial position, NESCO has started its function separately as an Enterprise of Bangladesh Power Development Board under Ministry of Power, Energy & Mineral Resources (MPEMR).

we highly emphasis on the development of the human resources under resource development i.e. training, restructuring, proper job allocation, encouragements along with maintaining our assets to endorse the efficient service and excellence operational activities. We also committed to make effective human resources to assurance their responsibilities to achieve our targeted sales by the mean of S&D ways target, to ensure achievement, increase revenue, due collection to provide superlative consumer service.

To ensure outstanding consumer service It is a pleasure to inform all our state holder we have introduce unified billing software system that will enabling our consumer not only check and verify the service but also facilitating our consumers to pay bill online form anywhere at any time through online banking service, Mobile financial service, mobile connection service, Multiple agents, SMART card and any other online electricity media dually approved by the Government.

We consider ourselves privileged to comprehend the smiling faces of the consumer even at the remotes place of chore of Rajshahi and Rangpur district by providing electricity. We hope that will also facilitated business activities, health and education, irrigation and living hood of the people of the country. We would like to further state that the vigilant officers of NESCO Ltd. work hard during the pandemic to ensure reliable uninterrupted power supply to all the customer is been an honor to work with such a team under the leadership of Honorable State Minister of Ministry of Power, Energy and Mineral Resources and Guidance of Honorable Secretary of Ministry of Power, Energy and Mineral Resources division and the direction from the chairman and the Board of Directors of NESCO.

We also like to express our gratitude to the note of thank to the customers who had been patience and tolerant in case of routing maintenance , service interruption and on the event of billing and other issue where during extreme lockdown extend such service to our honorable consumers seen very difficult.

We are pleased to inform you that we also install 12 lac meters to cover the consumer based. At the same time we introduce Automated SAIDI and SAIFI to provide enhanced consumer service. We also work hard intended for strong and standardizing our distributing and infrastructure under Government project on a same token. We are also undertake Geographic Information System (GIS) funded by ADB, Distribution Automation System (DAS) and Asset Performance Management, SMART distribution system and front locaters that will help us to locate for immediate identification and locate the meter at the same. Also introduce Enterprise resource planning (ERP) to integrate management of main business processes for dashboard, development of employee database to ensure the accountability, engrossment of work to increase the operational efficiency. Thereby ensuring reliable power system we are working relentlessly to ensure our reliable SMART distribution system through NESCO being a sustainable company.

We believe with our competent human resources we can ensure this sustainable service by maintain all other assets at the same time. We also practice in house training, integrity strategy, citizen charter, innovation activities, e-governance to arrange skilled human resources

We must express our gratitude to the Honorable Prime Minister of the People's Republic of Bangladesh Sheikh Hasina under whose leadership; we are providing continuous support to the growth of this sector in last 5 years. It is also a great opportunity to get incessant support from Honorable Advisor of Energy, Power and Mineral Resources to the Prime Minister of Bangladesh, Honorable State Minister of Ministry of Power, Energy and Mineral Resources, Senior Secretary, high official of Power Division in bring NESCO into an apprehension. Without support and the patronization and guidance the Chairman of BPDB, members of high officials of BPDB and the Board of Directors of NESCO this journey would have not completed. Also show our hardiest thankfulness to BERC for the tariff adjustment. Without the support, hard work and sincerity, dedication, positive approaches to the work and motivation of the employees, worker and officials it would not has been possible to see NESCO as reliable and respectable name in power distribution system.

Zakiul Islam
Managing Director, NESCO Ltd
Northern Electricity Supply Company Limited

Board of Directors

01

02

03

04

05

06

07

08

09

10

11

12

01 Md. Mohsin Chowdhury
Chairman, NESCO Ltd.

02 Zakiul Islam
Managing Director, NESCO Ltd

03 Nazma Mobarek
Director, NESCO Ltd.

04 Md. Khairul Kabir Menon
Director, NESCO Ltd.

05 Md. Sayed Kutub
Director, NESCO Ltd.

06 Md. Mahbubur Rahman
Director, NESCO Ltd.

07 Mohammad Mozammel Haque
Director, NESCO Ltd.

08 H. M. Nurul Islam
Director, NESCO Ltd.

09 Muktadir Aziz
Director, NESCO Ltd.

10 Dr. Md. Abdul Alim
Director, NESCO Ltd.

11 Abul Kashem
Director, NESCO Ltd.

12 Ankur Jit Shaha
Director, NESCO Ltd

Area of Operation

Rajshahi Division	Rangpur Division
1) Rajshahi	1) Rangpur
2) Natore	2) Dinajpur
3) Chapainawabanj	3) Gaibandha
4) Pabna	4) Kurigram
5) Sirajganj	5) Lalmonirhat
6) Bogura	6) Nilphamari
7) Naogaon	7) Thakurgaon
8) Joypurhat	8) Panchagarh

DISTRIBUTION ZONE RAJSHAHI

District	City Corporation	Upazilas served by NESCO (19 Upazilas)	Municipalities served by NESCO (21 Municipalities)
Rajshahi	Rajshahi City Corporation	Paba, Godagari, Tanore	Nowhata, Katakhali, Tanore, Godagari
Natore		Natore Sadar	Natore
Chapainawabanj		Chapainawabganj Sadar, Shibganj, Gomastapur, Nachol	Chapainawabganj, Rohanpur, Shibganj, Nachol
Pabna		Pabna Sadar, Iswardi	Pabna, Iswardi
Sirajganj		Sirajganj Sadar	Sirajganj
Bogura		Bogura Sadar, Sherpur, Dhupchachia, Shibganj, Adomdighi, Kahalu	Bogura, Sherpur, Shibganj, Dhupchachia, Kahalu, Talora, Santahar
Naogaon		Naogaon Sadar	Naogaon
Joypurhat		Joypurhat Sadar	Joypurhat

DISTRIBUTION ZONE RANGPUR

District	City Corporation	Upazilas served by NESCO (20 Upazilas)	Municipalities served by NESCO (16 Municipalities)
Rangpur	Rangpur City Corporation		
Gaibandha		Gaibandha Sadar, Gobindaganj, Polashbari	Gaibandha, Gobindaganj, Polashbari
Kurigram		Kurigram Sadar	Kurigram
Lalmonirhat		Lalmonirhat Sadar, Kaliganj, Hatibandha, Patgram	Lalmonirhat, Patgram
Nilphamari		Nilphamari Sadar, Saidpur, Joldhaka, Domer, Kishoreganj	Nilphamari, Joldhaka, Domer, Saidpur
Dinajpur		Dinajpur Sadar, Parbatipur, Fulbari, Bochaganj	Dinajpur, Fulbari, Setabganj, Parbatipur
Thakurgaon		Thakurgaon Sadar	Thakurgaon
Panchagarh		Panchagarh Sadar, Tetulia	Panchagarh

Director Profile

DIRECTORS PROFILE

MD. Mohsin Chowdhury

DIRECTOR
Northern Electricity Supply Company Ltd.

DATE OF APPOINTMENT TO BOARD
17th February, 2021

EDUCATIONAL BACKGROUND
- B.Com (Honors), Chittagong University (date)
- M.Com, Chittagong University (date)
- HSC, Chittagong Government Commerce College (date)
- SSC, Kadalpur High School (date)

MEMBERSHIP OF BOARD COMMITTEE
- *Convener of Administrative Affairs Committee*
- *Convener of Company Project Steering Committee*

MD. Mohsin Chowdhury, Additional Secretary to the Government of the People's Republic of Bangladesh, was born on 6th July, 1964 in Kadalpur village of Raozan Upazila in Chittagong district. He graduated from Chittagong University with B.Com (Honors) in Accounting and M.Com in Accounting. He joined the administration cadre in the 11th batch of Bangladesh Civil Service in 1993. At the beginning of his vibrant career, he was posted as Assistant Commissioner in Deputy Commissioner's Office of Pabna. He has held almost all the posts in the field administration, including conducting 1st class magistrate and speedy judicial magistrate. In his long career at the field level, he has gained the experience of receiving, expecting and generous cooperation from people. He is currently serving as Additional Secretary Development of Power Division, Ministry of Power, Energy and Mineral Resources. While working in the Ministry of Expatriate Welfare and Overseas Employment, he had the opportunity to work very closely with expatriates.

He served on managing Rohingya. He has also served as Personal Secretary.

Prior to joining the administration cadre, he worked briefly in Sonali Bank and in the department of Family Planning.

Md. Mohsin Chowdhury, son of late father Nurul Alam Chowdhury and late mother Khaleda Begum, is member of the famous Fateh Ali Chowdhury family. He is the fourth amongst three brothers and two sisters. He started his education in his village and passed SSC from Kadalpur High School; He later passed HSC from Chittagong Government Commerce College.

His wife Begum Kamrunnesa is a housewife. The eldest son Chowdhury Mohammad Sayedul Abrar is studying in the 4th year of graduation in International Relations at Bangladesh University of Professionals and the youngest son Chowdhury Mohammad Yasir Affan is studying in 9th class in Government Laboratory School.

He has nurtured a united effort based on good governance, honesty, efficiency and effectiveness. He considers people-oriented development activities as the highest quality responsibility. In addition to his working life, he has been involved in social work and social organization.

He is currently the Chairman of Northern Electricity Supply Company Limited (NESCO). The main vow is to ensure quality uninterrupted power supply to the valued customers of Nesco.

Mr. Zakiul Islam

DIRECTOR

Northern Electricity Supply Company Ltd.

DATE OF APPOINTMENT TO BOARD

1 October, 2016

EDUCATIONAL BACKGROUND

- Post Graduate Diploma on Transition to General Manager (TGM) from INSEAD, Business school of the World Fontainebleau, France and Singapor
- MBA from Royal Roads University, Victoria, BC, Canada
- Graduated in EEE from BUET
- HSC from Faujdarhat cadet College
- SSC from Faujdarhat cadet College

MEMBERSHIP OF BOARD COMMITTEE

- *Member of Procurement & Tender Document Review Committee*
- *Member of Administrative Affairs Committee*
- *Member of Company Project Steering Committee*
- *Member of Finance Committee*

Mr. Zakiul Islam is has been made responsible as the Managing Director for Northern Electricity Supply Company (NESCO) Limited, An Enterprise of BPDB, under Power Division since 30 July, 2015. NESCO is responsible for distributing power and reliable electricity within the northern region of Bangladesh covering urban areas of greater Rajshahi & Rangpur division. With the asset, liabilities and human resources of BPDB, the company started its commercial operation from 1 October 2016.

Under the proper guidance of Power Division & the Board of Directors, having support, cooperation & expertise from the resources of the company, Mr. Zakiul Islam has been able to bring NESCO into a sustainable company within three years.

He has attended many workshops, seminars, training programs in North and Latin America, Europe, Australia, Africa, Asia pacific and SAARC Countries on Smart Meter, GIS and DAS, SCADA, Telecommunication & Satellite Communication. He was the 1st and founding President of Association of Mobile Telecom Operators of Bangladesh (AMTOB). He is a life-time fellow of IEB He was the governing committee member for e-learning, MFS etc for GSMA, APT, SATRC and ITU. Mr. Zakiul Islam has 32 years of working experience at home and abroad in various multinational companies & corporate conglomerate.

Mrs. Nazma Mobarek

DIRECTOR
Northern Electricity Supply Company Ltd.

DATE OF APPOINTMENT TO BOARD
04 September, 2018

EDUCATIONAL BACKGROUND
- Master's in Public Economics Management and Finance from University of Birmingham, U.K in 2006
- M.S.S in Sociology from University of Dhaka
- B.S.S in Sociology from University of Dhaka

MEMBERSHIP OF BOARD COMMITTEE
- *Convener of Finance Committee*

Mrs. Nazma Mobarek is working as Additional Secretary of Finance Division, Ministry of Finance. Mrs Nazma joined Bangladesh Civil Service on 25 April, 1994.

Mrs. Nazma Mobarek worked at different Ministries as Senior Assistant Secretary and Deputy Secretary. She also worked in field administration with various capacities. Mrs Nazma Mobarek has received professional trainings on Financial Programming and Policies, Financial Soundness Indicators and Macro-Economic Management and Fiscal Policy from International Monetary Fund (IMF). She has also received Financial Management Training from Asian Development Bank (ADB). She has also received local trainings in various areas of Law, Administration, Fiscal Economics and Economic Management.

Mr. Menon

DIRECTOR

Northern Electricity Supply Company Ltd.

DATE OF APPOINTMENT TO BOARD

10th July, 2019

EDUCATIONAL BACKGROUND

- Post Graduate Diploma in Leadership Management, from the University of Utara, Malaysia, under BCAA Capacity Building Program Scholarship.
- MBA from West Bengal University of Technology, India Under Colombo Plan Scholarship
- M.Sc. (thesis) in Soil Science, from the University of Dhaka (first class 4th position)
- B.Sc. (Hon's.) in Soil Science, from the University of Dhaka (first class 2nd position)
- H.S.C. from Faujdarhat Cadet College
- S.S.C. from Faujdarhat Cadet College

MEMBERSHIP OF BOARD COMMITTEE

- *Member of Administrative Affairs Committee*
- *Member of Company Project Steering Committee*

Mr. Menon has joined in the Service on February 22, 1998 and is a member of BCS 17th, batch (Admn.) Cadre. At present, he is working as Joint Secretary, Power Division, Ministry of Power, Energy and Mineral Resources. He worked as Deputy Secretary in the Ministry of Home Affairs, Ministry of Industries and Ministry of Establishment. He worked in the field administration in different positions. Mr. Menon took part in ACAD in India, Professional Development Program at Macquarie University, Australia and Personnel Management Course at Maastricht School of Management in the Netherlands and HRM course in AIT, Thailand. Four articles of Mr. Menon on Environmental Pollution were published in different journals. Many articles of Mr. Menon on different important issues were also published in different magazines and souvenirs. He has also received Dean's Award for Outstanding Academic Performance and Regularity while studying in University of Dhaka.

DIRECTOR

Northern Electricity Supply Company Ltd.

DATE OF APPOINTMENT TO BOARD

EDUCATIONAL BACKGROUND

MEMBERSHIP OF BOARD COMMITTEE

- *Member of Finanace Committee*

Mr. Rahman

DIRECTOR
Northern Electricity Supply Company Ltd.

DATE OF APPOINTMENT TO BOARD
02 December, 2020

EDUCATIONAL BACKGROUND
- MBA in Finance from Bangladesh
- M.Sc. in Hydro-Power development from Norway
- Civil Engineering from BUET in 1986
- HSC in 1980
- SSC in 1978

MEMBERSHIP OF BOARD COMMITTEE
- *Convener of Procurement & Tender Document Review Committee*
- *Member of Administrative Affairs Committee*
- *Member of Company Project Steering Committee*

As a fresh graduate from BUET, Mr. Rahman was recruited as an Assistant Engineer in Bangladesh Power Development Board (BPDB) in 1986. Thus, he started his professional career as Assistant Engineer in Shiddhirganj Power Station owned by BPDB. With his diverse project management knowledge, he served in various important roles in BPDB Mega Generation Projects. He gathered technical, financial and administrative experience of more than 30 years in different Power Station Construction Project during his bright career. As a member of Company Affairs, his responsibility includes Procurement, Implementation and Contract Administration of all private sector independent Power Producers (IPP) and joint Venture Power Projects with different countries.

He is also delegated with cross-border power trading activities of Bangladesh with the neighboring countries including sub-regional/regional power trading and negotiating issues. He is a member of Joint Working Group (JWG) for Indo-Bangladesh and Bangladesh-Nepal Power Sector Co-Operation. He took part in several Local and Foreign training. He attended many conferences, seminars, workshops in many international forums for bi-lateral, sub-regional and regional power trading and development activities.

He explored in different countries like USA, India, China, United Kingdom, Singapore, Russia, Norway Thailand, Malaysia, Japan, New Zealand etc. for training and business purpose. As an ingenious person, he has also imparted training to engineers and other officials to enrich their knowledge.

DIRECTOR
Northern Electricity Supply Company Ltd.

DATE OF APPOINTMENT TO BOARD
30th December, 2019

EDUCATIONAL BACKGROUND
- BSc (Hons) From Jahangirnagar University
- M.Sc. (Physics)Jahangirnagar University

MEMBERSHIP OF BOARD COMMITTEE
- *Member of Procurement & Tender Document Review Committee*
- *Member of Company Project Steering Committee*

Mr. Mohammad Mozammel Haque

Mr. Mohammad Mozammel Haque is a Deputy Secretary of Power Division, Ministry of Power, Energy and Mineral Resources.

He is an officer of BCS (Administration) Cadre. He started his career as an Assistant Commissioner and Magistrate in Gaibandha District in 2003. He worked as an Assistant Commissioner and Magistrate in Deputy Commissioner's office of Dinajpur District. He served as Assistant Commissioner Land (AC Land) of Ishwardi, Pabna. He served as Upazila Nirbahi Officer (UNO) of Purbadhala, Netrokona and Jhenaigati, Sherpur. He also served as Additional Deputy Commissioner (ADC) in Gopalganj District.

He has obtained various Local and Foreign Training form different renowned Institute like Bangladesh Public Administration Training Center (BPATC), Bangladesh Civil Service Administration Academy and National Centre for Good Governance (NCGG), India and so on.

DIRECTOR
Northern Electricity Supply Company Ltd.

DATE OF APPOINTMENT TO BOARD
11 February, 2021

EDUCATIONAL BACKGROUND
-

MEMBERSHIP OF BOARD COMMITTEE
- *Member of Finance Committee*
- *Member of Company Project Steering Committee*

.....

Mr. Muktadir Aziz

DIRECTOR
Northern Electricity Supply Company Ltd.

DATE OF APPOINTMENT TO BOARD
March 3, 2020.

EDUCATIONAL BACKGROUND
- Diploma in Business from Queensland International Business Academy, Australia in 2010
- Master's in Public Administration from the University of Dhaka
- Noakhali Zilla School

MEMBERSHIP OF BOARD COMMITTEE
- *Member of Member of Administrative Affairs Committee*

Mr. Muktadir Aziz is a Deputy Secretary to the Government of the People's Republic of Bangladesh and is currently working as Private Secretary to Dr. Tawfiq-e-Elahi Chowdhury BB, Hon'ble Adviser (Minister) to the Hon'ble Prime Minister for Power, Energy and Mineral Resources Affairs.

Muktadir started his career as a member of the Bangladesh Civil Service in 2005. After receiving training at the Bangladesh Public Administration Training Center (BPATC), he worked as an Assistant Commissioner and Magistrate at Kushtia Collectorate till January, 2009. Then he served as an Assistant Director at BIAM Foundation under the Ministry of Public Administration.

On his return to Bangladesh, he served as a Senior Assistant Secretary to the government (Ministry of Public Administration), and was later posted as Deputy Director, BMET under the Ministry of Expatriates' Welfare and Overseas Employment. Then he worked at the Cabinet Division from 2012-2015 in the same capacity. There he helped to conduct CCEA and CCGP meetings as a desk officer. Later he served as the Upazila Nirbahi Officer (UNO) of Madhupur, Tangail.

Muktadir has participated in various local and foreign trainings from different renowned institutions like Bangladesh Public Administration Training Center (BPATC), Administration Academy, Bangladesh Military Academy, Administrative Staff College of India in Hyderabad, Lal Bahadur Shastri National Academy of Administration (LBSNAA) at Mussoorie, Uttarakhand, India, Qindao

Municipal Intellectual Property Service Center in China, JICA counterpart training for Power & Energy Sector in Tokyo, INSTEP, Petronas in Malaysia and Institute of Energy (IE) at Dhaka University.

Prof. Dr. Md. Abdul Alim

DIRECTOR

Northern Electricity Supply Company Ltd.

DATE OF APPOINTMENT TO BOARD

07 May, 2017

EDUCATIONAL BACKGROUND

- Ph.D degree from Okayama University Japan
- M.Engineering Degree from Saitama University, Japan
- Bachelor in Civil Engineering from RUET, Bangladesh

MEMBERSHIP OF BOARD COMMITTEE

- *Member of Procurement & Tender Document Review Committee*
- *Member of Company Project Steering Committee*

Prof. Dr. Md. Abdul Alim was born in a respectable Muslim family of Natore District in 1972. He is a former Dean of Civil Engineering Faculty of Rajshahi University of Engineering & Technology (RUET).

Dr. Alim joined as Lecturer at RUET in 1998. At present, he has been serving as Professor (Grade-1) in Civil Engineering Department of RUET. During this period, Dr. Alim hold many administrative posts of RUET like Head of Department of Civil Engineering, Head of Department of Building Engineering and Construction Management, Director of Planning & Development, Controller of Examinations, Syndicate Members, and Member of Different Recruiting Committees etc. He has taken part to National and International Conference at home and abroad and published around 40 papers and articles. He has obtained various Local and Foreign Training from different renowned Institutions.

Mr. Md. Abul Kashem

DIRECTOR
Northern Electricity Supply Company Ltd.

DATE OF APPOINTMENT TO BOARD
07th May, 2017

EDUCATIONAL BACKGROUND
- BA (Pass) from Carmichael College, Rangpur

MEMBERSHIP OF BOARD COMMITTEE
- *Member of Procurement & Tender Document Review Committee*

Mr. Md. Abul Kashem was born in a respectable Muslim family of Rangpur District in 1960. He is the Vice President Bangladesh Awami league Rangpur City Corporation and also Running President of Bangladesh Fertilizer Association, Rangpur.

He is the previous President of Rangpur Chamber of Commerce and Industries, also Served as President & Deputy Governor of Rotaract Club Rangpur & former treasurer of Rangpur Diabetic Samity in association He Served as Treasurer, Bangladesh Awami League, Rangpur. He visited many countries of the globe for professional purposes.

Mr. Ankur Jit Shaha

DIRECTOR
Northern Electricity Supply Company Ltd.

DATE OF APPOINTMENT TO BOARD
7th October, 2020

EDUCATIONAL BACKGROUND
- M.A from Department of History, University of Dhaka in 1988
- B.A from Rajshahi University in 1986
- HSC from Rajshahi Board with a distinguishing mark
- SSC from Rajshahi Board with a distinguishing mark

MEMBERSHIP OF BOARD COMMITTEE
- Member of Finance Committee

Mr. Ankur Jit Shaha is one of the directors of the Northern Electricity Supply Company Limited (NESCO). He was born in a renowned Hindu family in Sirajgonj district.

He had actively taken part in student politics in his school life to date. Being a successful political figure at present, now he is serving as the Deputy Assistant Secretary of Awami League central sub-committee and also an active member of Bangladesh Awami League, Sirajgonj district branch.

He also holds the position of Communication Secretary in the Jogonnath hall alumni association and is also involved with the alumni association of the Department of History, University of Dhaka. He is the vice president of Bongobondhu Somaj Kollan Parishad central committee and He is one of the trustees of the Hindu Religious Welfare Trust of The Ministry of Religious Affairs, Government of Banglaesh. Apart from this, he is designated as CEO-2 at the Kumudini Welfare Trust of Bengal ltd. Besides his political career, he is also a successful businessman.

KEY MANAGEMENT OF NESCO

Zakiul Islam
Managing Director, NESCO

Sayed Golam Ahammad, FCMA
Executive Director (Finance & Admin), NESCO

Md. Abdul Aziz
Executive Director (Technical & Operation), NESCO

Director Report

Honorable Shareholders

On behalf of the Board of Directors, I welcome you all to the 16th Annual General Meeting (AGM) of Northern Electricity Supply Company (NESCO) Limited. On this great occasion, I have immense pleasure to brief the company's performance along with the Audited Financial Statement as well as the Auditor's Report for the Financial Year 2020-2021 for your kind consideration. I, on behalf of all Board of Directors, would like to welcome you all to the 16th Annual General Meeting (AGM) of year 2021 of the company.

Company Information

Company Formation

Northern Electricity Supply Company (NESCO) Limited was registered on 3rd August, 2005 (vide memo no C-58433 (439)/05) under Company Act 1994 in RJSC as North-West Zone Power Distribution Company Limited (NWZPDCL). NWZPDCL signed Memorandum of Understanding (MOU) and Provisional Power Sales & Purchase Agreement (PSPA) with BPDB on August 01, 2016. Later on 12 September, 2017 the name of the Company was changed to Northern Electricity Supply Company (NESCO) Limited. NESCO started its operation on 1st October, 2016.

Government of The People's Republic Bangladesh has a vision to supply reliable and sustainable electricity to all by 2021. According to Power Sector Master Plan, 2015 (PSMP 2015), Government's plan is to:-

- Standardize and Strengthen Distribution System
- Transform existing distribution system into a modern distribution network through introducing GIS, DAS and SCADA.
- Bring all consumers under SMART Meter coverage

NESCO, in line with the vision of current government, works hard & sole for accomplishing 100 percent electricity to all. Along with fulfilling the continuous power demand, NESCO, with the proper guidance of Power Division, aims at contributing to the achievement of Sustainable Development Goals (SDGs) and to implement the pledge

"শেষ হাসিনার উদ্যেগ, ঘরে ঘরে বিদ্যুৎ"

Nature of Business

Northern Electricity Supply Company (NESCO) Limited, An Enterprise of Bangladesh Power Development Board (BPDB), has been established with a view to distributing & supplying efficient & cost effective electricity to the city & municipality areas of 02 City Corporations, 16 Districts, 39 Upazilas and 37 Municipalities of Rajshahi and Rangpur divisions.

Jurisdiction

The company's core operation encircles within the North-West region of Bangladesh mainly, city & municipalities of Rajshahi & Rangpur divisions (02 City Corporation, 16 District, 39 Upazilas and 37 Municipalities). The districts are Rajshahi, Chapainawabganj, Natore, Noagaon, Joypurhat, Bogura, Pabna, Sirajganj, Rangpur, Gaibandha, Kurigram, Lalmonirhat, Nilphamari, Dinajpur, Thakurgaon & Panchagarh.

Capital Structure

The authorized share capital of the company is BDT 250 crore divided into 2.5 crore equity shares of BDT 100 each. The issued subscribed and paid-up capital of the company is 999,900 (Nine lac Ninety Nine Thousand Nine Hundred) taka divided into 9,999 Nos. shares of which Bangladesh Power Development Board (BPDB) is the owner of 9,991 shares rest of the 8 shares are owned by different Institutions/organizations as per off ice Order of Power Division, MPEMR:-Ref. No. বিজ্ঞাখসম/বিদ্যুৎ/প্রশাসন-১/বিবিধ-৪৪/২০০৮/৩৮২ তারিখঃ ২১/০৪/২০০৮ খ্রিঃ Ges Ref. No. বিজ্ঞাখসম/বিদ্যুৎ/প্রশাসন-১/বিবিধ-৫৫/২০০৮/৩৮৫ তারিখঃ ১২/০৬/২০০৮ খ্রিঃ

S.N	Particulars of Institutions/organizations/Designations	Member of Share Holding
1	Bangladesh Power Development Board	9991
2	Chairman, Board of Directors, NESCO Limited	01
3	Finance Division, Ministry of Finance	01
4	University of Rajshahi	01
5	IEB, Rajshahi Center, Rajshahi	01
6	Rajshahi Chamber of Commerce & Industries	01
7	Power Division	01
8	Rajshahi City Corporation	01
9	Managing Director, NESCO	01
	Total No's Share-holding	9,999

Board of Directors:

I would like to thank all concerned since NESCO has such a vibrant and active policy-making board of Directors, with their successful directions; it has been able to generate profit within just three years of business operations. At now, NESCO has become a sustainable organization in its business periphery. It has undertaken three large projects in order to strengthen its distribution systems. These all have been possible with the proper guidance of the Board of Directors of NESCO along with significant efforts from its manpower.

As per nomination of the Power Division, Ministry of Power, Energy and Mineral Resources (MPEMR), Government of Bangladesh, current combination of the Board has been given below:

S.N.	Name & Designation	Organization	Position
1	Md. Mohsin Chowdhury Additional Secretary, Power Division, Ministry of Power, Energy & Mineral Resource	Ministry of Power, Energy & Mineral Resource	Chairman
2	Begum Nazma Mobarek Additional Secretary Finance Division, Ministry of Finance	Ministry of Finance	Director
3	Md. Khairul Kabir Menon Joint Secretary Power Division, Ministry of Power, Energy & Mineral Resource	Ministry of Power, Energy & Mineral Resource	Director
4	**Md. Sayed Kutub** Member (Admin) Bangladesh Power Development Board	Bangladesh Power Development Board	Director
5	Md. Mahbubur Rahman Member, Company Affairs Bangladesh Power Development Board	Bangladesh Power Development Board	Director

6	Mohammad Mozammel Haque Deputy Secretary Development-2, Power Division, Ministry of Power, Energy & Mineral Resource	Ministry of Power, Energy & Mineral Resource	Director
7	H. M. Nurul Islam Deputy Secretary Company Affairs-1, Power Division	Ministry of Power, Energy & Mineral Resource	Director
8	Muktadir Aziz PS to the Power, Energy and Mineral Resources Affairs Adviser Prime Minister's Office	Prime Minister's Office	Director
9	Dr. Md. Abdul Alim Professor, Civil Engineering Department Rajshahi University of Engineering & Technology	Rajshahi University of Engineering & Technology	Director
10	Abul Kashem Chairman, Rangpur Chamber of Commerce & Industries Rangpur Chamber of Commerce & Industries	Rangpur Chamber of Commerce & Industries	Director
11	Ankur Jit Shaha Executive Member Department of History, DU	Department of History, University of Dhaka	Director
12	Zakiul Islam Managing Director, NESCO	NESCO	Managing Director

Statutory Auditor:

Aziz Halim Khair Choudhury (Chartered Accountants),House#64,(1st & 2nd Floor) Road#12A Dhanmondi,Dhaka-1209 audited the financial statements for financial year 2020-2021.

Rotation of Directors:

Section 91 (2) of the Company Act 1994 outlines the following directions in regarding Rotation of Directors:-

(2) Notwithstanding anything contained in the articles of a company other than a private company not less than one third of the whole number of directors shall be persons whose period of office is liable to determination at any time by retirement of director's rotation.

Technical and Commercial Highlights

(For Last five years)

Technical

Particulars	2016-17	2017-18	2018-19	2019-2020	2020-2021
132/33 KV Grid Substations	17	17	19	19	19
33/11 KV Sub-station (No)	58	63	63	64	69
Capacity of 33/11 KV Sub-Station (MVA)	1133.46/1379.48	1249.38/1599.88	1392.12/1892.47	1788.15/2391.47	1942.15/2591.53
Maximum Demand (MW)	720	770	790	810	830
33KV Overhead Line (CKM)	1044.28	1099.41	1110.45	1301.98	1455.48
33KV Underground Line (CKM)	-		-	-	-
11KV Overhead Line (KM)	5076.15	5843.22	5925.62	6284.78	6819.43
11KV Underground Line (KM)	-	-	-	-	-
LT Line (KM) (11/0.4 & 0.40)	9705.05	11949.40	12445.53	13565.36	14294.28
Distribution Transformer (No.)	7267	7526	7850	9072	9484
132/33 KV Grid Substations	-	-	-	-	-
Nos. of 11 KV Feeder	250	270	303	320	335

Commercial

Particulars	2016-17	2017-18	2018-19	2019-2020	2020-2021
Energy Import (MKWh)	3429.28	3627.276	3916.51	3937.548	4220.737
Energy Sales (MKWh)	3020.89	3214.368	3504.925	3517.668	3774.798
Energy Import (MTk)	13608.60	18461.10	18709.90	19515.60	22602.29
Energy Sales (MTk.) (Gross Billed)	18726.90	20752.61	23147.937	23878.965	27054.709
System Loss (%)	11.91	11.38	10.51	10.66	10.48
Bill Collection Ratio (%)	96.49	96.89	98.48	97.79	99.45
C.I. Ratio (%)	85.00	85.05	88.13	87.36	88.94
Consumer Nos.(June)	12,93,256	13,78,258	14,77,886	15,68,982	16,89,295
Receivable/Sales (%)	30.34	30.91	25.94	26.63	23.97
Billing Rate	6.20	6.46	6.60	6.79	7.17
Receivable EQ. Bill Month	3.64	3.14	3.01	3.18	2.88

FINANCIAL COMPARATIVE ANALYSIS

Figure in Crore (Tk)

Particulars	2016-17	2017-18	2018-19	2019-20	2020-21
Revenue from Operation	1,373.69	2,077.64	2,313.62	2,390.73	2,710.04
Cost of Sales	1,360.86	1,846.11	1,870.99	1,951.56	2,260.37

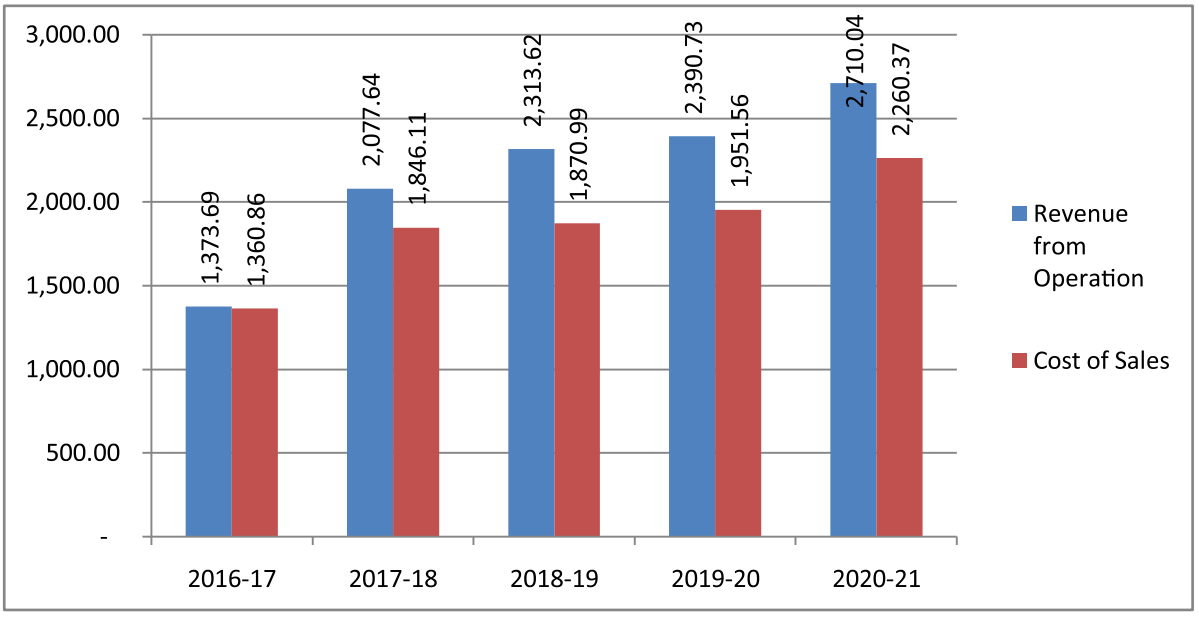

Figure in Crore (Tk)

Particulars	2016-17	2017-18	2018-19	2019-20	2020-21
Energy Sales	1,356.48	2,051.67	2,282.99	2,357.97	2,666.57
Gross Profit	12.83	231.53	442.63	439.17	449.67

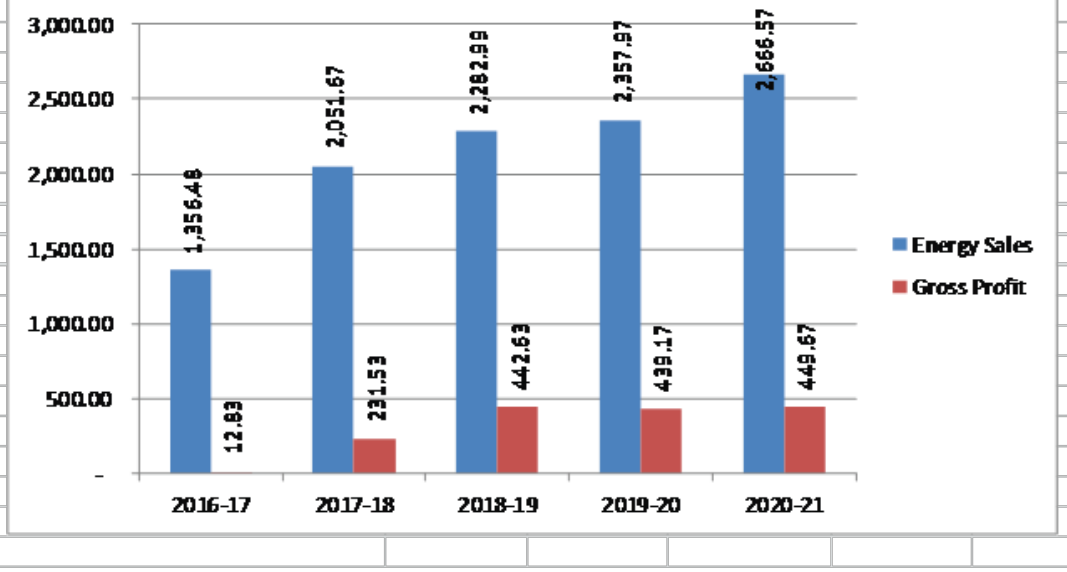

Figure in Crore (Tk)

Particulars	2016-17	2017-18	2018-19	2019-20	2020-21
Gross Profit	12.83	231.53	442.63	439.17	449.67
Operating Expenses	253.49	328.89	443.63	435.61	437.37

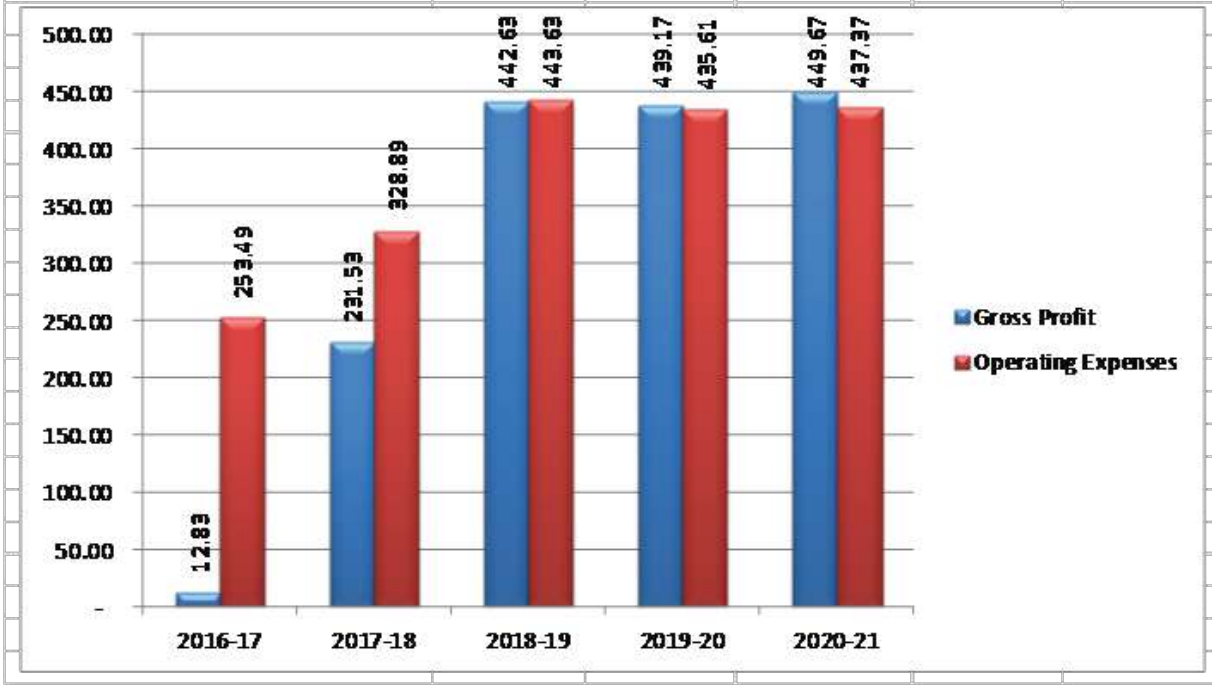

Figure in Crore (Tk)

Particulars	2016-17	2017-18	2018-19	2019-20	2020-21
Net Profit for the year	(228.10)	(78.45)	6.41	6.51	7.01

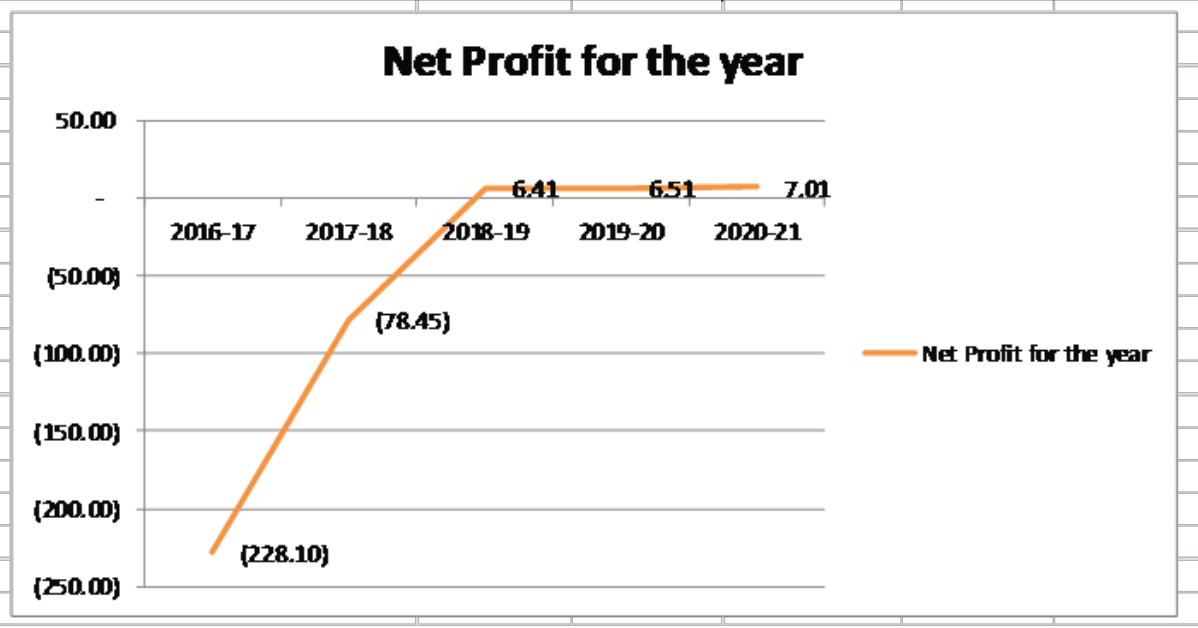

Particulars	2016-17	2017-18	2018-19	2019-20	2020-21
Current Ratio	2.59	1.77	1.71	1.66	1.52
Quick Ratio	2.43	1.61	1.57	1.45	1.32
Debt/Equity Ratio	3.01	3.74	3.64	2.15	1.67

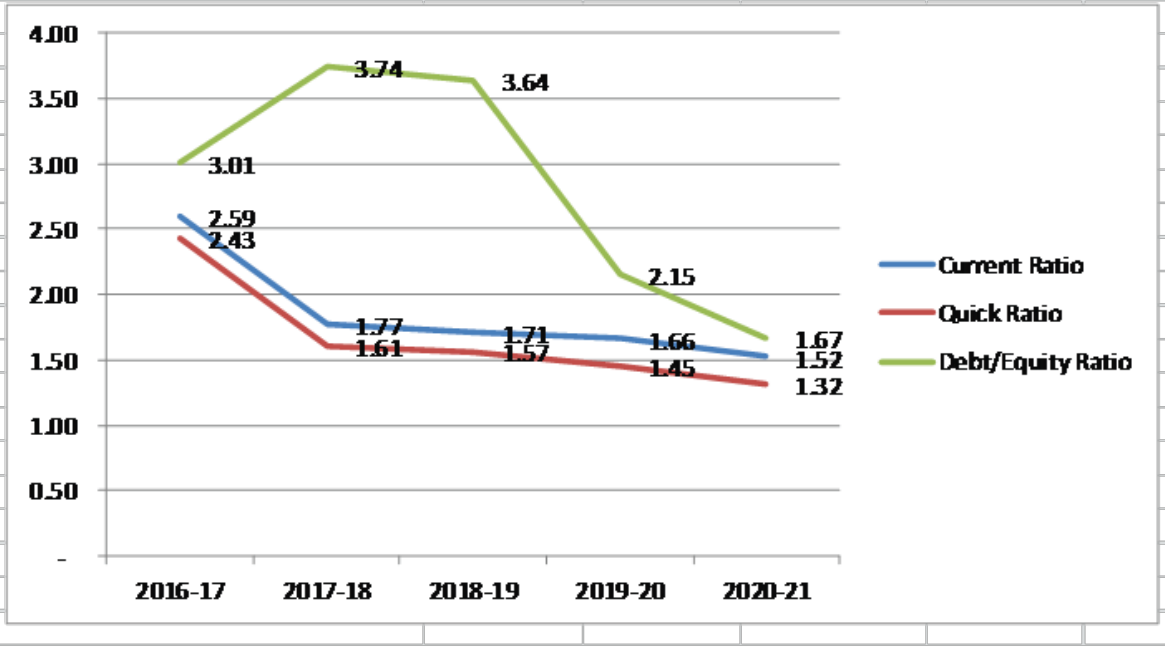

Particulars	2016-17	2017-18	2018-19	2019-20	2020-21
Accounts Receivable (Months Equivalent to Sales)	3.64	3.14	3.11	3.19	3.57

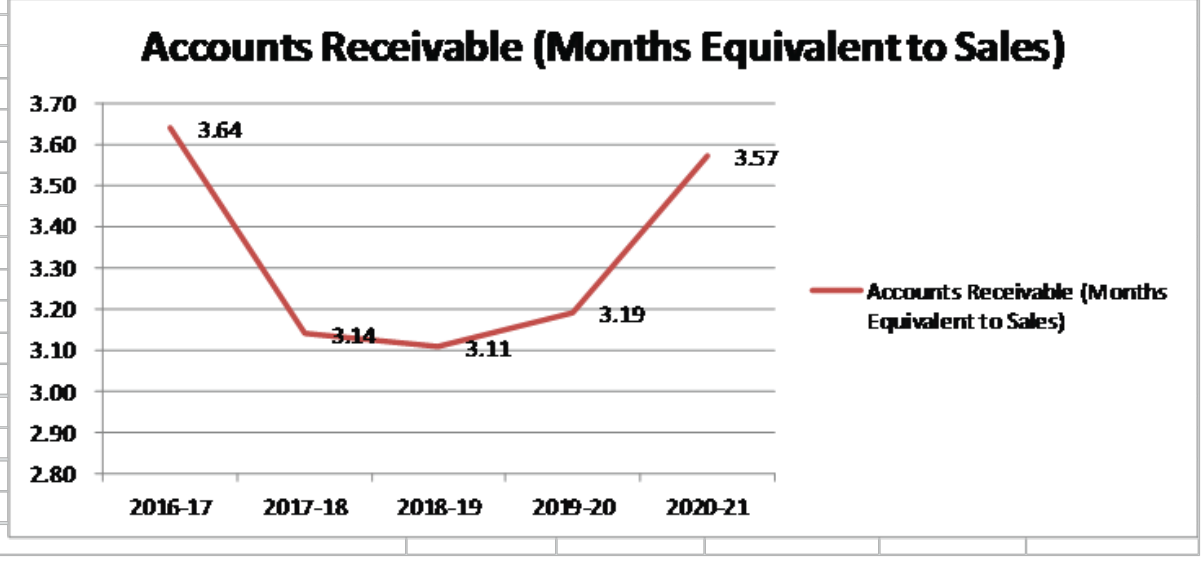

Particulars	2016-17	2017-18	2018-19	2019-20	2020-21
Cost of Sales to Operating Revenue	99.07%	88.86%	80.87%	81.63%	83.41%

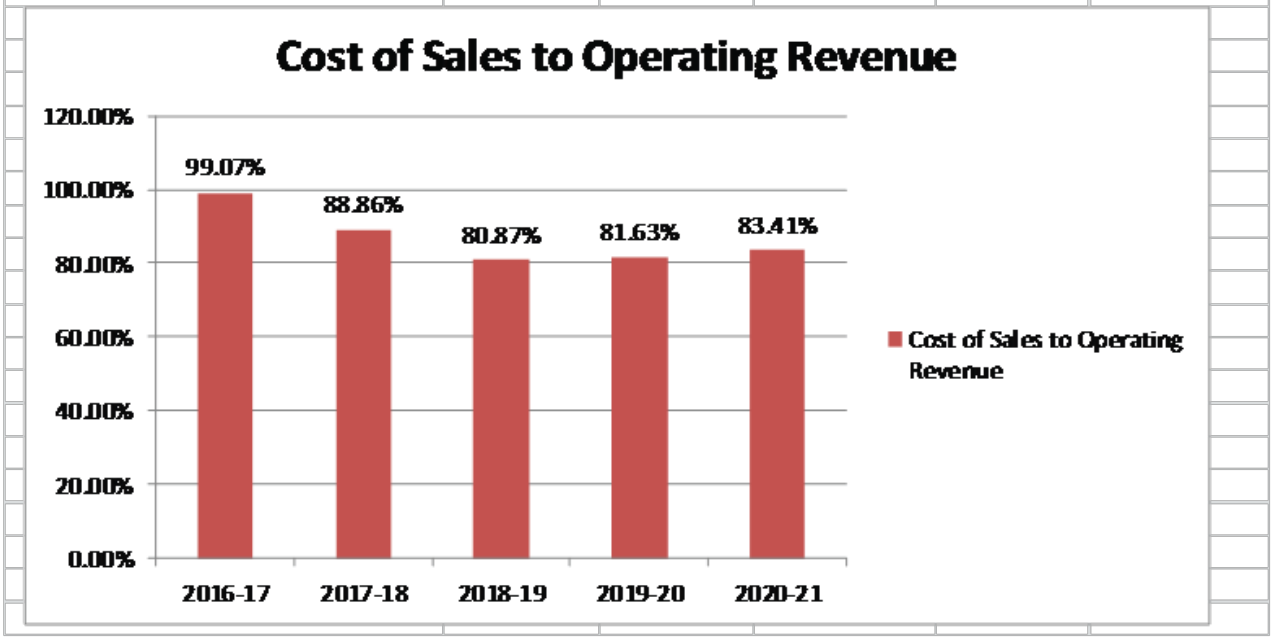

Particulars	2016-17	2017-18	2018-19	2019-20	2020-21
Gross Margin/Sales Ratio	0.95%	11.28%	19.39%	18.62%	16.86%
Operating Margin/Sales Rati	-17.74%	-4.75%	-0.04%	0.15%	0.46%
Net Income/Sales Ratio	-16.82%	-3.82%	0.28%	0.28%	0.26%

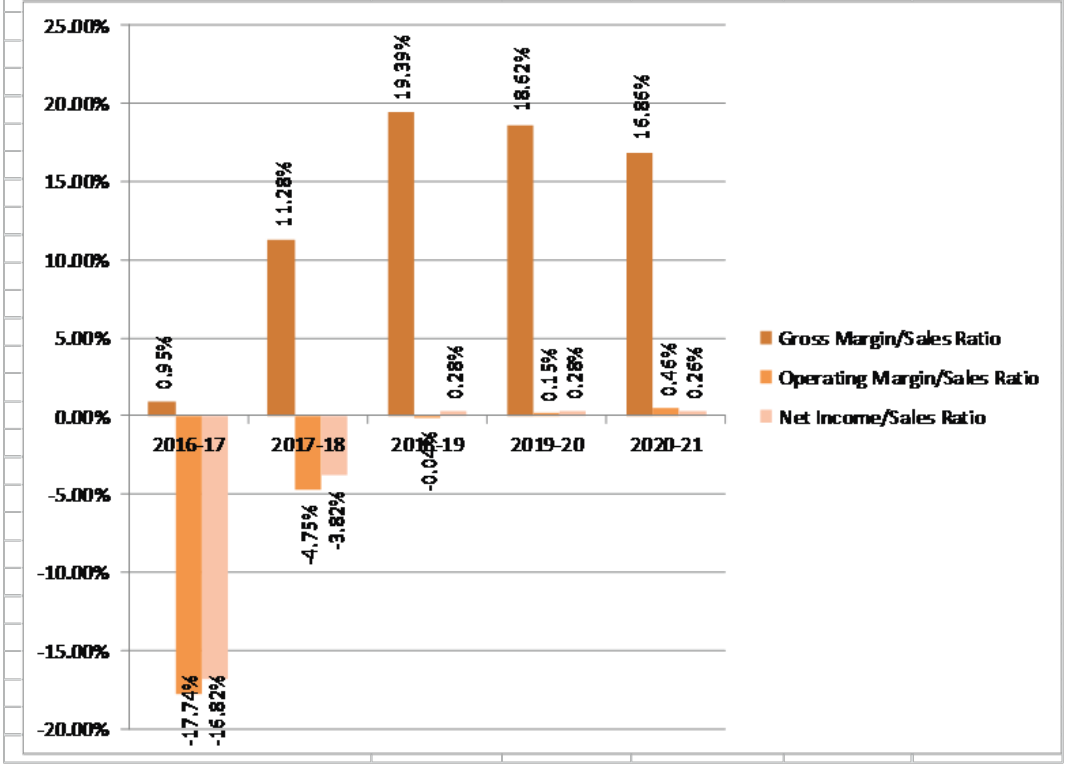

Particulars	2016-17	2017-18	2018-19	2019-20	2020-21
Return on Asset	-9.49%	-3.17%	0.26%	0.24%	0.21%
Return on Equity	-38.06%	-15.06%	1.22%	0.74%	0.56%

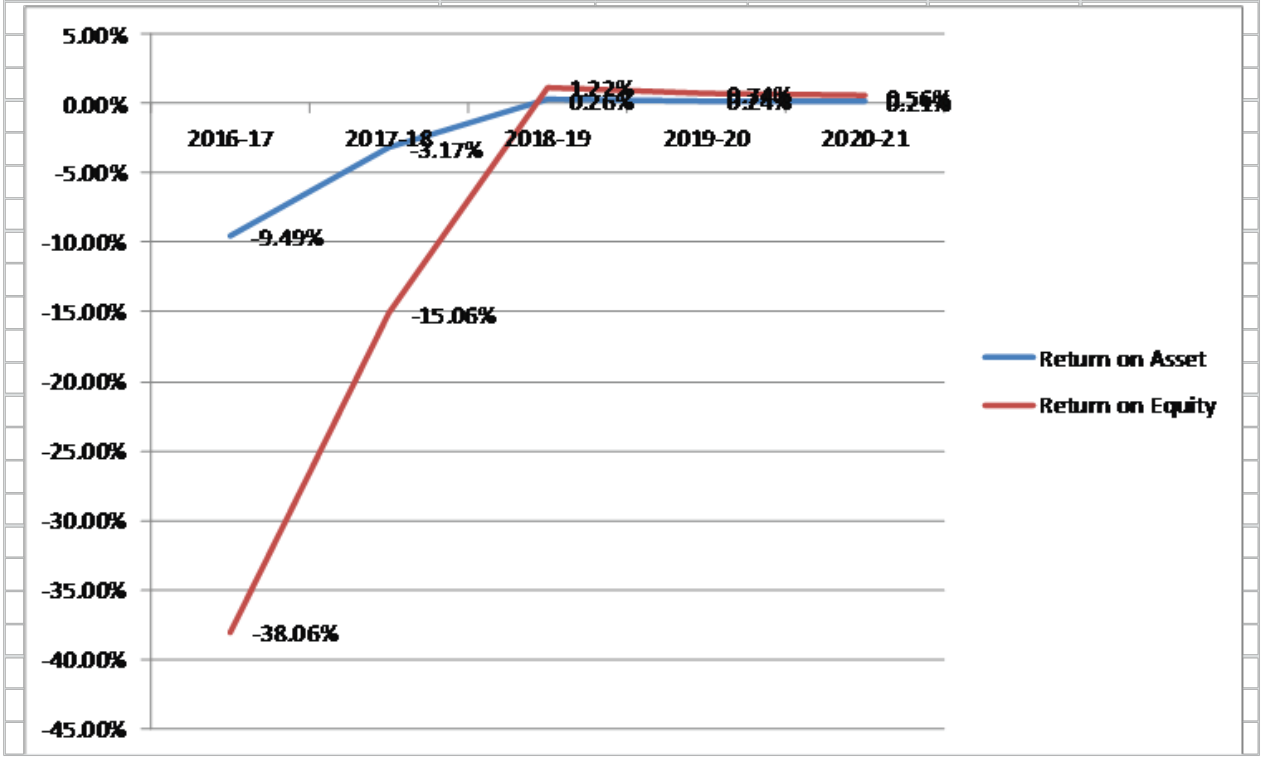

Particulars	2016-17	2017-18	2018-19	2019-20	2020-21
Earning Per Share (Tk.)	(228,120)	(78,456)	6,412	6,518	7,016

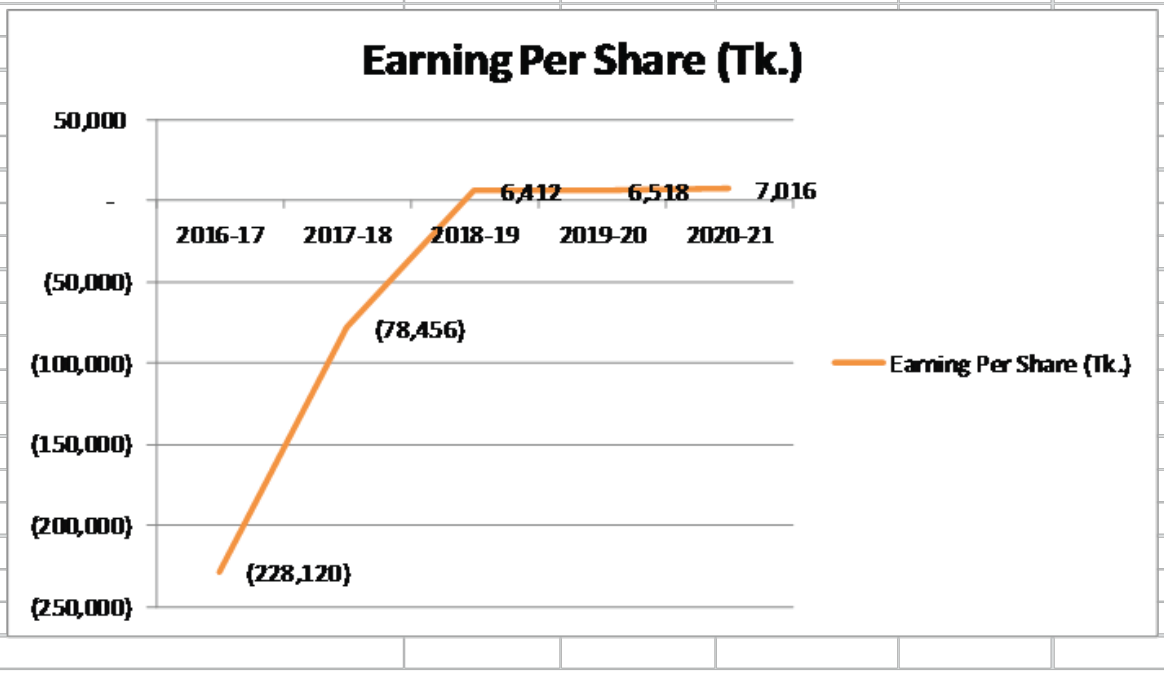

Figure in Crore (Tk)

VAT and Income Tax	2016-17	2017-18	2018-19	2019-20	2020-21
VAT from Electricity Bills	67.93	100.53	113.98	114.74	132.21

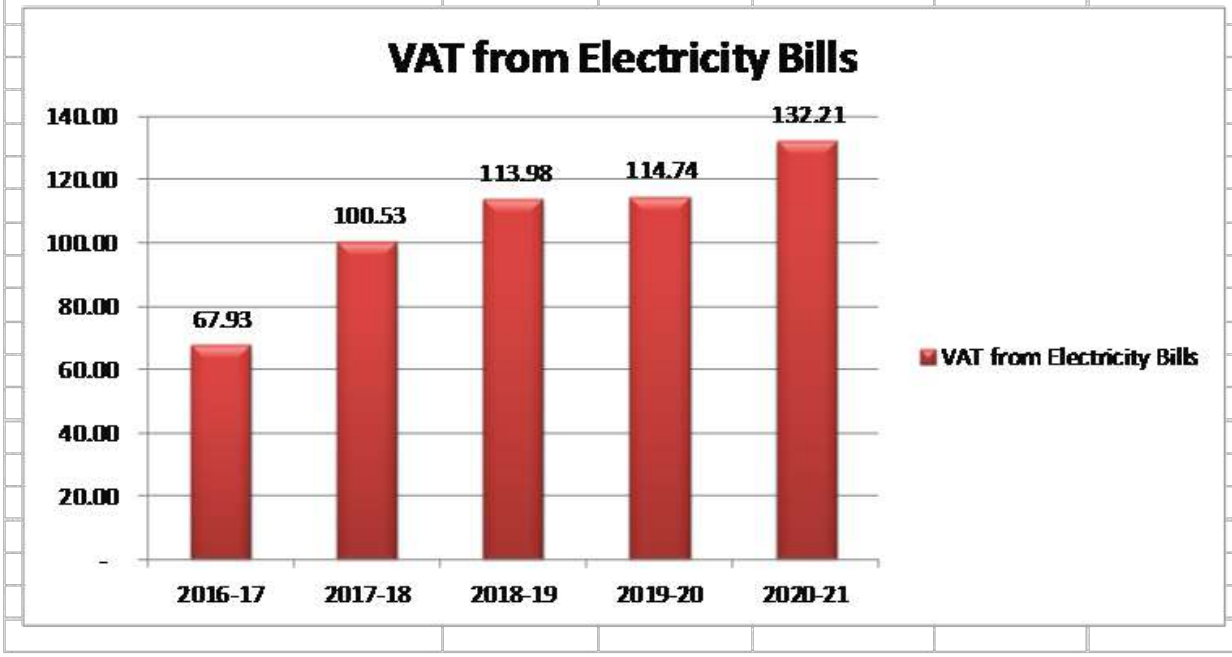

Income Tax	2016-17	2017-18	2018-19	2019-20	2020-21
Income Tax deduction at source	1.01	0.90	1.37	2.24	2.75

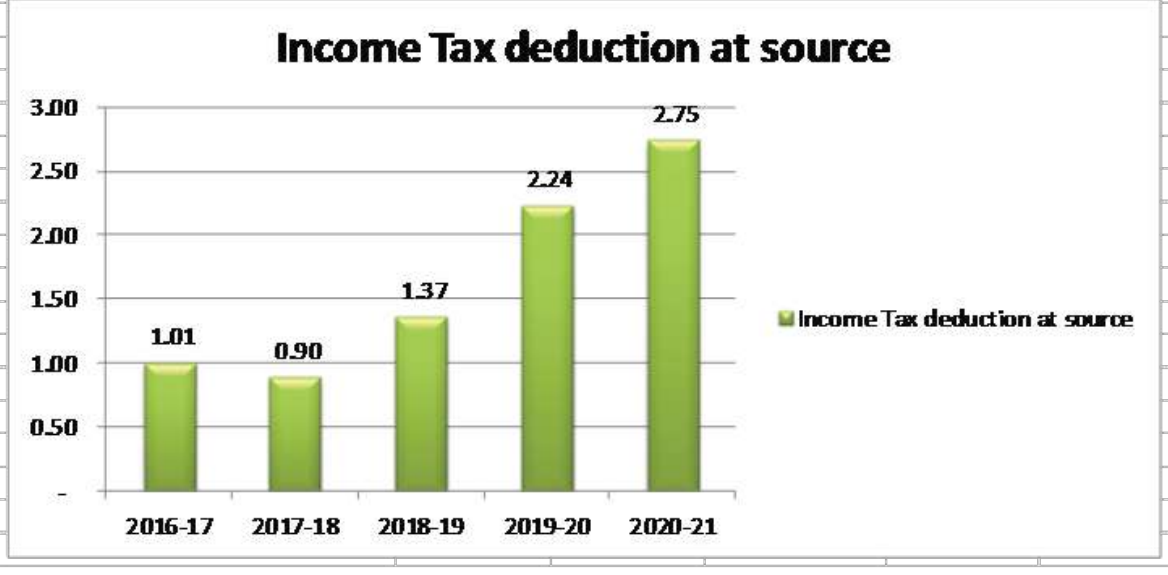

Figure in Crore (Tk)

VAT and Income Tax	2016-17	2017-18	2018-19	2019-20	2020-21
Contribution to National Exchequer	71.45	105.01	120.72	134.38	158.59

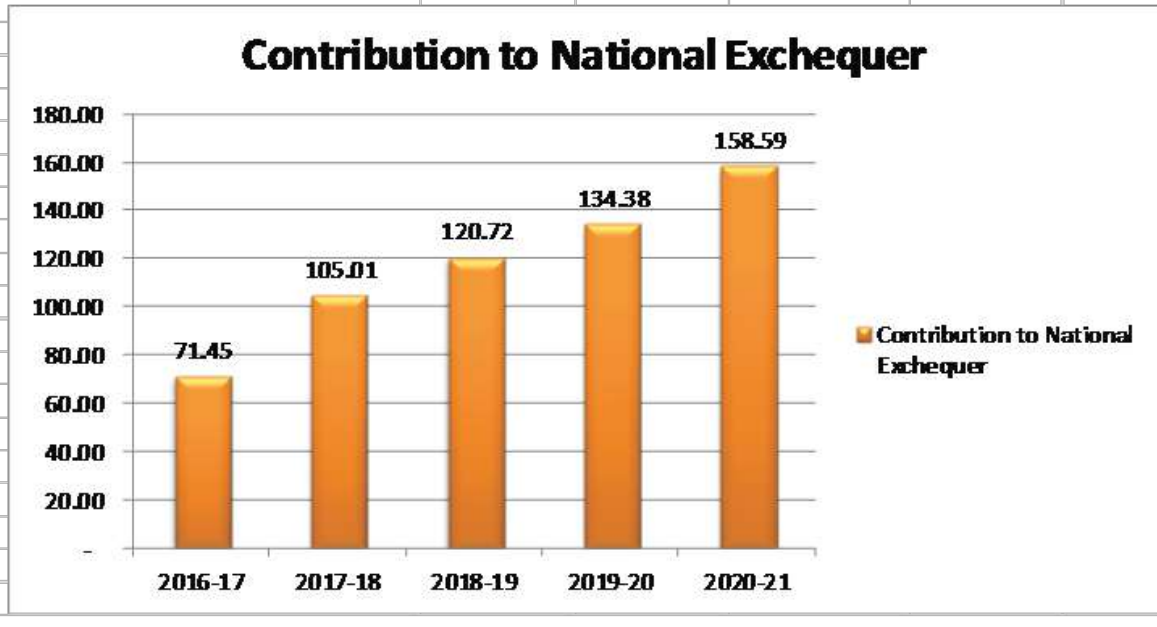

Particulars	2016-17	2017-18	2018-19	2019-20	2020-21
Energy Sales (Unit in Crore KWH)	221.23	321.44	350.49	351.77	377.48
Energy Import (Unit in Crore KWH)	248.92	362.73	391.65	393.53	422.07

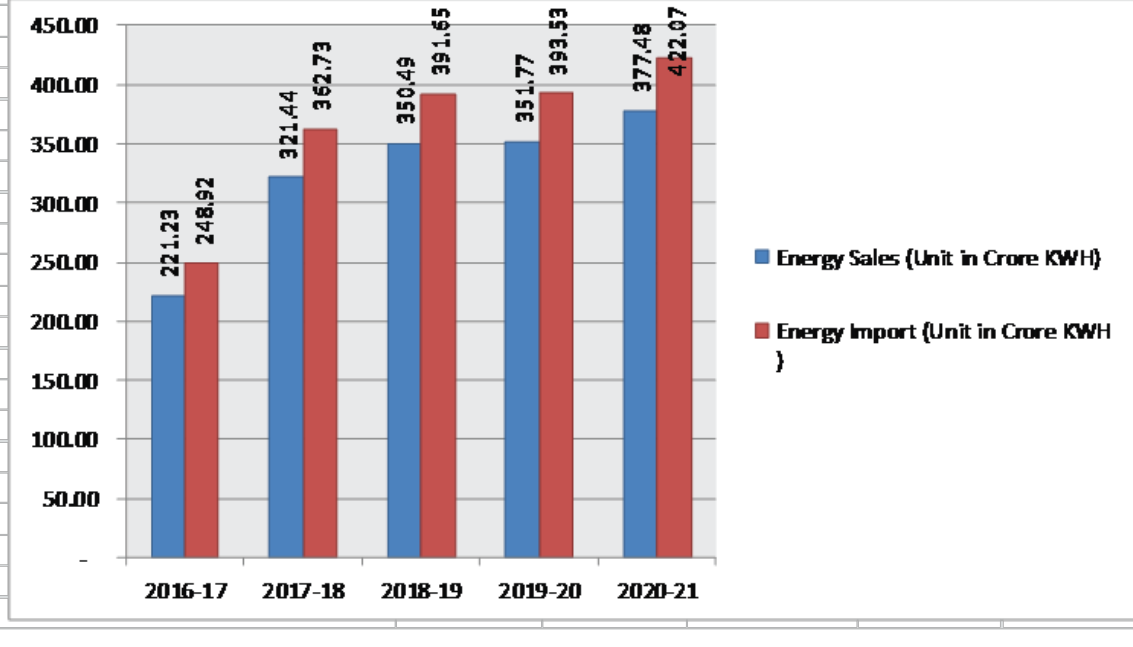

Particulars	2016-17	2017-18	2018-19	2019-20	2020-21
System Loss (%)	11.91	11.38	10.51	10.66	10.57

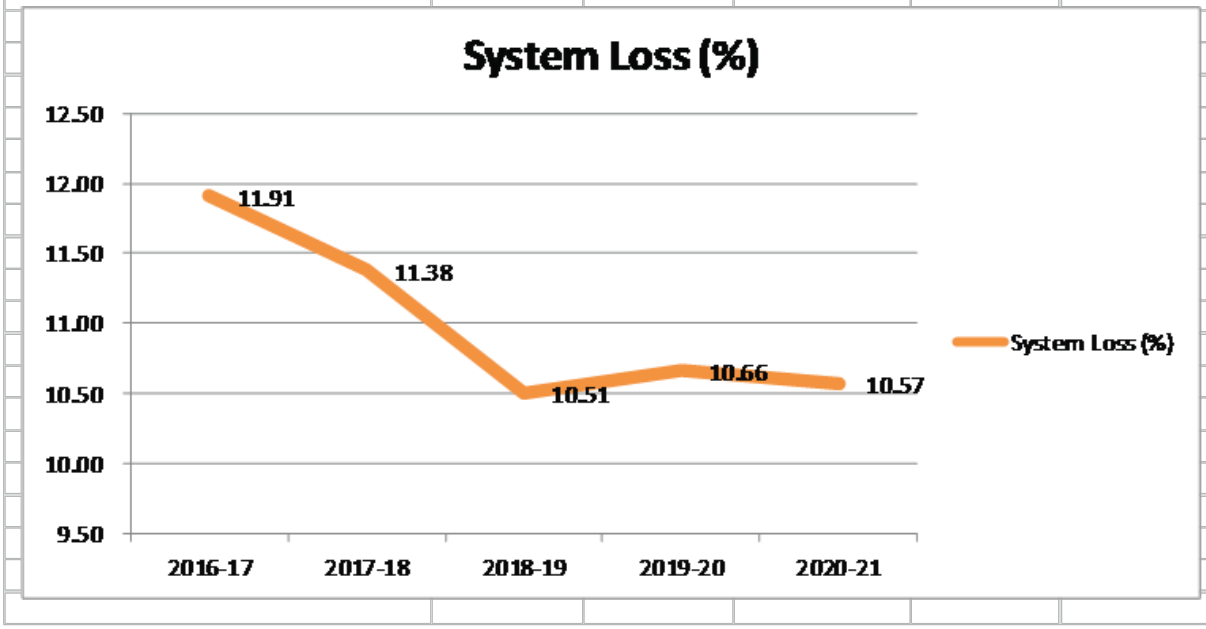

Particulars	2016-17	2017-18	2018-19	2019-20	2020-21
C.B Ratio (%)	96.49	96.89	98.48	97.79	99.45
Billing Ratio (%)	88.09	88.62	89.49	89.34	89.43
C.I Ratio (%)	85.00	85.86	88.13	87.36	88.94

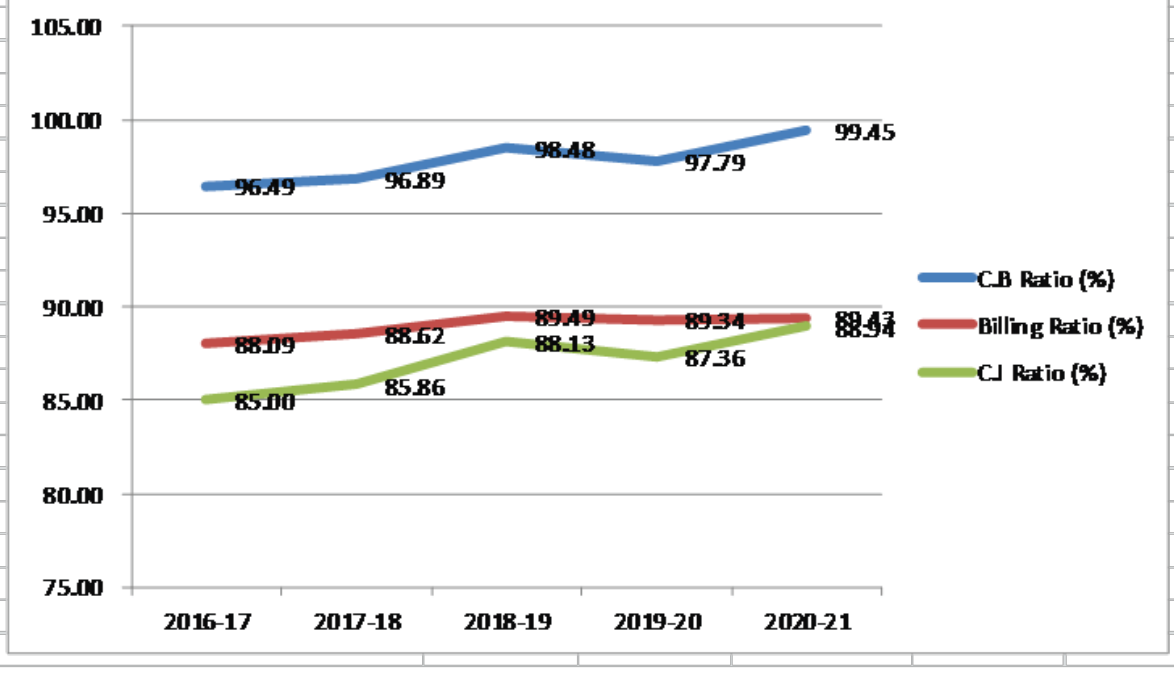

Particulars	2016-17	2017-18	2018-19	2019-20	2020-21
Average Billing Rate (Tk)	6.20	6.52	6.60	6.79	7.17

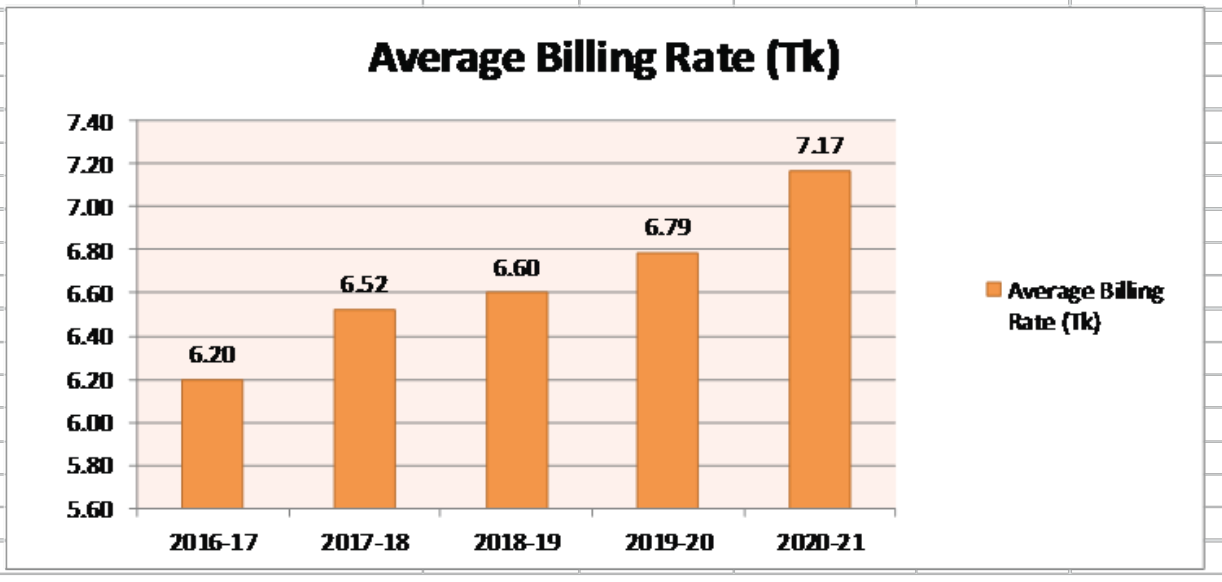

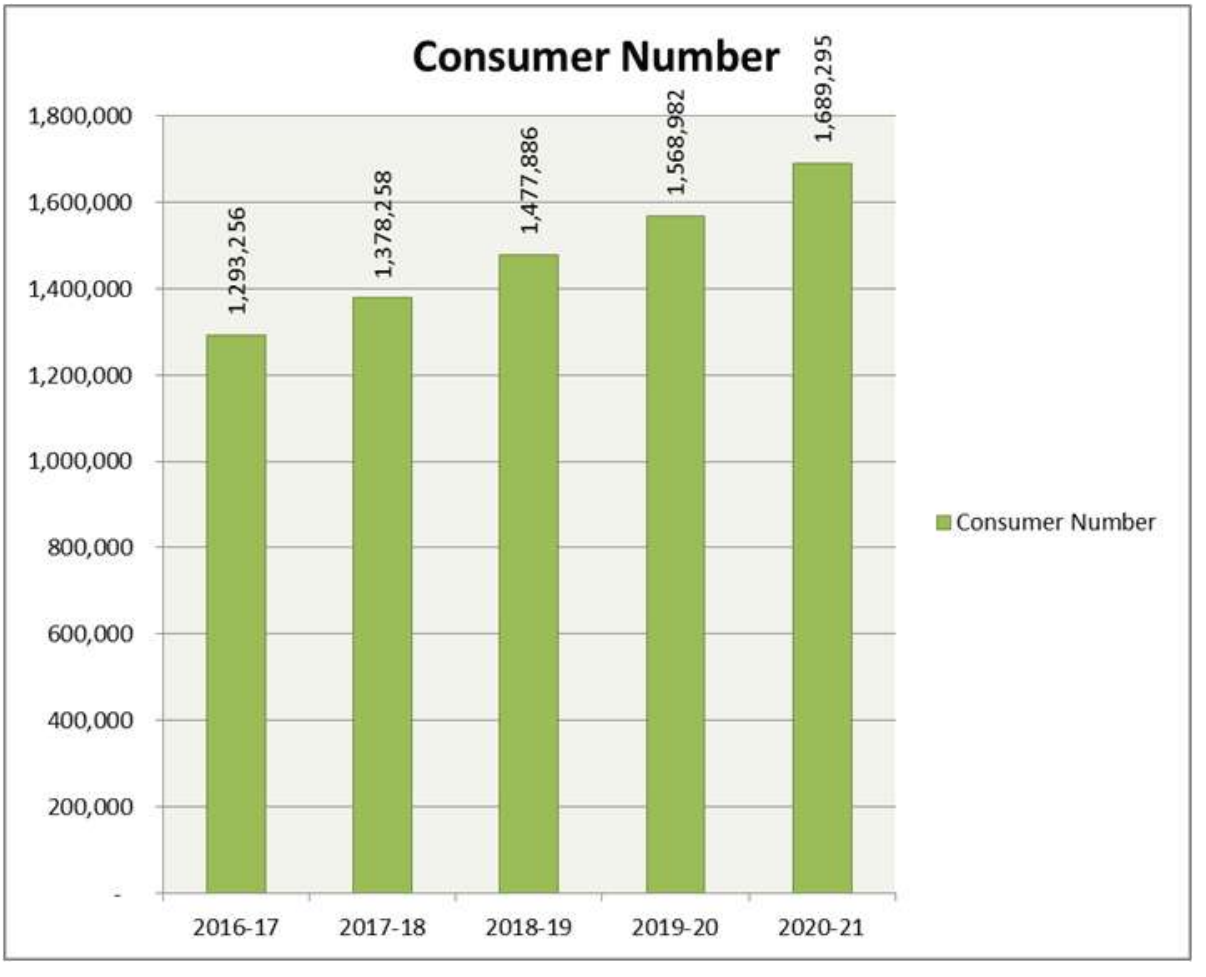

Commercial--Operation

Energy Sales:

Billed amount against energy sales for the FY-2020-2021 of different tariff categories has been BDT 2705 crore whereas; bill collection for the immediate previous financial year was BDT 2387 crore. Collection and Bill ratio is 99.45% . Sales Increased by 13.32% from the immediate previous Year. Energy Sales are also gradually increasing. In the fiscal year 2020-2021 the maximum energy sales in NESCO area were 27054.709 MTk. The trends are shown below:

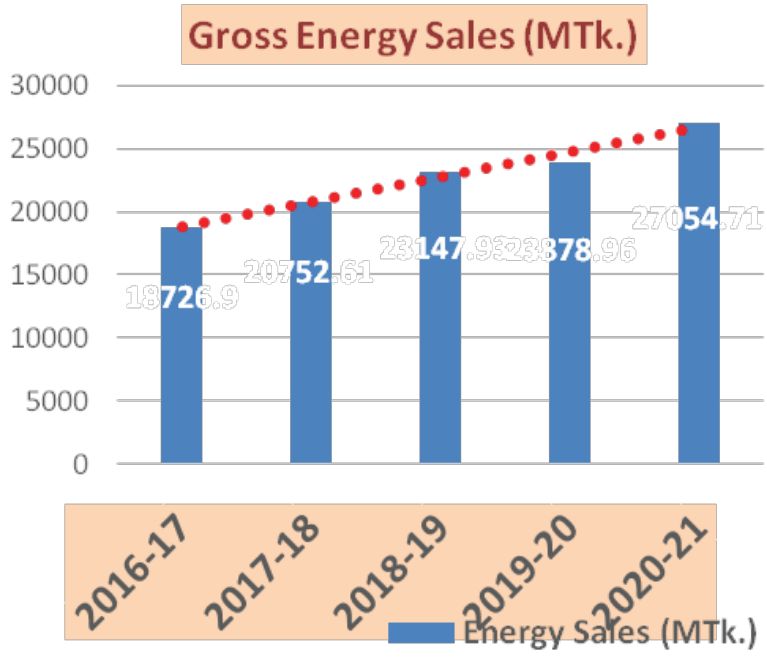

Energy Import:

Energy Import is gradually increasing. In the fiscal year 2020-2021 the maximum Energy port in NESCO area was 22602.29 MTk. The trends are shown below:

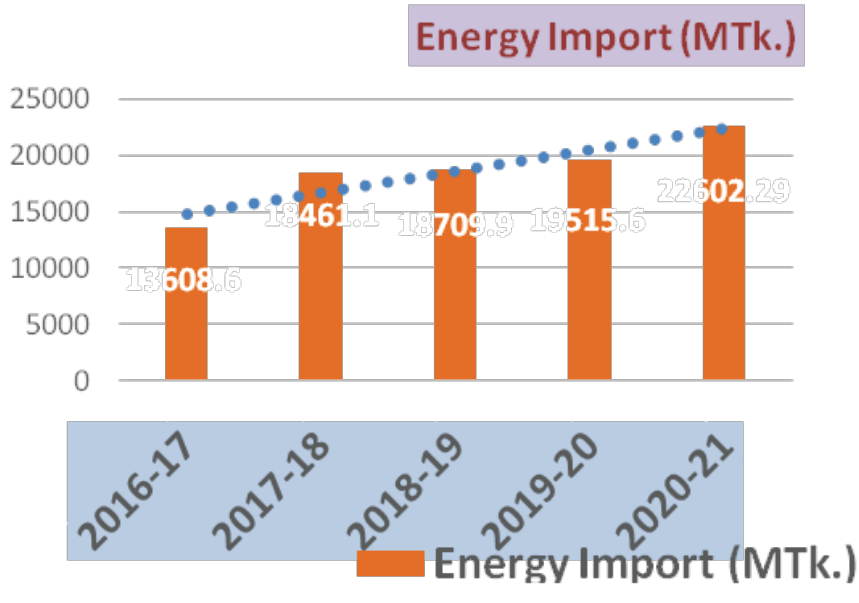

System Loss (%) & Collection bill ratio (%) :

Comparison Last five fiscal years System Loss (%) & Collection bill (C.B) ratio (%) shown below on line chart:

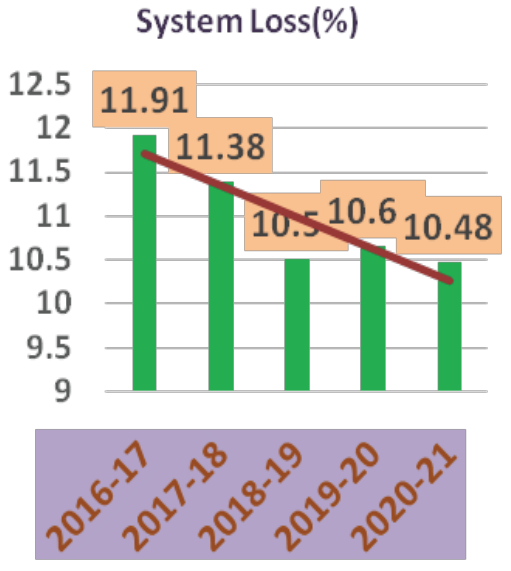

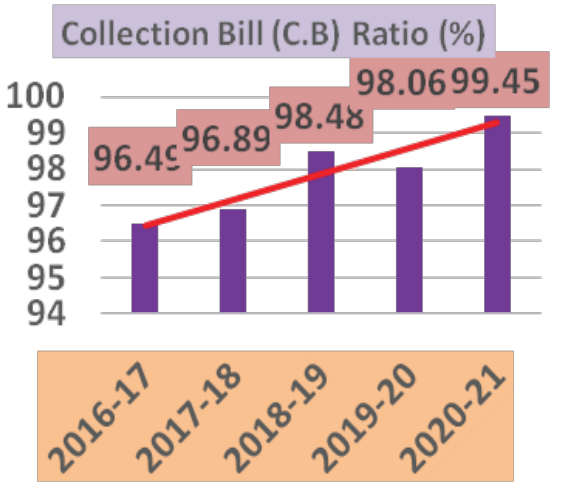

New--Connection:

1,07,244 new connection has been added to NESCO's system this year. With these new Connection, the total number of electricity connections under NESCO stands at 16,89,295 at the end of the fiscal year-2020-2021.

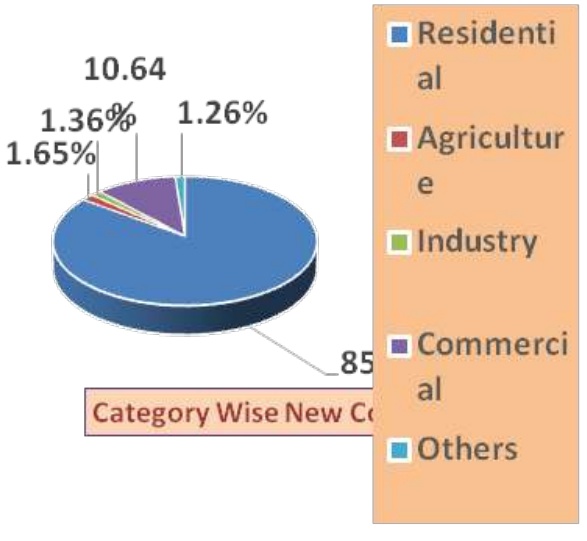

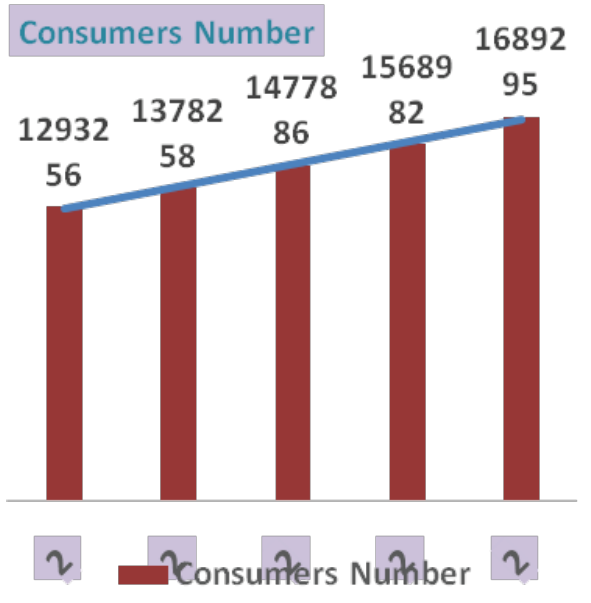

Disconnection / Reconnection:

Disconnection of electrical line has been considered to be an efficient tool to recover outstanding bills/dues. By applying this tool NESCO has 1,12,147 Consumers disconnected during the year. Moreover, 1705 illegal Consumers were traced and disconnected during the year. During the fiscal year 55,525 have been reconnected on recovery of their outstanding dues and realization of penalty bill as applicable. Amount Tk. 5735.22 Lac was collected from the illegal or due consumers. All those initiatives are implemented with the assistance of SNDD/ESU and Mobile Court. Details are given below in a table:

Zone	No. of Disconnection	Due Amount Against DC (2) Lac Taka	No. of Reconnection	Collection Amount Against RC (4) Lac Taka	No. of illegal Connection Disconnected	No. of Meter Sealing
1	2	3	4	5	6	7
Rajshahi Zone	43,420	6171.75	25,993	2787.31	422	81,625
Rangpur Zone	68,727	8573.92	29,532	2947.91	1,283	64,532
NESCO Total	112147	14745.67	55,525	5735.22	1,705	1,46,157

Current Load Demand of Electricity:

Load Demand in the distribution area of NESCO is gradually increasing. In this FY-2020-2021 maximum load demand was 830 MW which was 810 MW in FY-2019-2020 & 790 MW in the FY-2018-2019. Load demand is in increasing trend. It is expected that, with the uprising demand for electricity along with the growth in new connection the load demand for the next financial year is to reach at 1000 MW limit.

33/11-KV-Sub-Station:

At present NESCO have 69, 33/11 KV Sub-Station, which 64 in the was previous year. In the FY-2020- 2021, 5 new 33/11 Sub-Station included in NESCO operation. Moreover two projects is on going of NESCO, Named, Extension and Renovation of Distribution Line & Sub-Station of Rajshahi Division & Extension and Renovation of Distribution Line & Sub-Station of Rangpur Division. Within the Year 2022-2023, 38 New Sub-Station are expected to be in function throng these project. shown below on line chart:

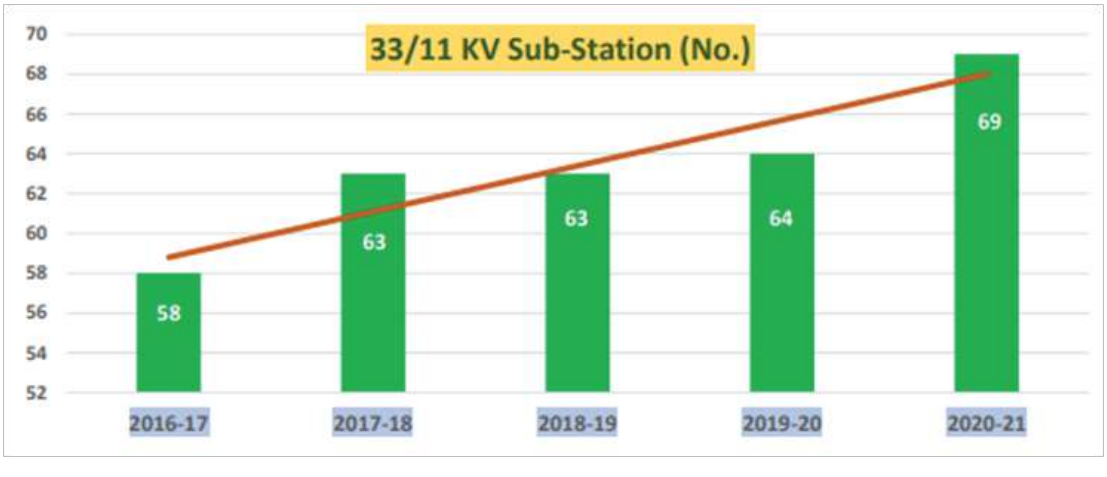

Total Distribution Line:

NESCO focuses on expansion of its source line and distribution network. As of 30 June, 2020 NESCO has the following line structure.

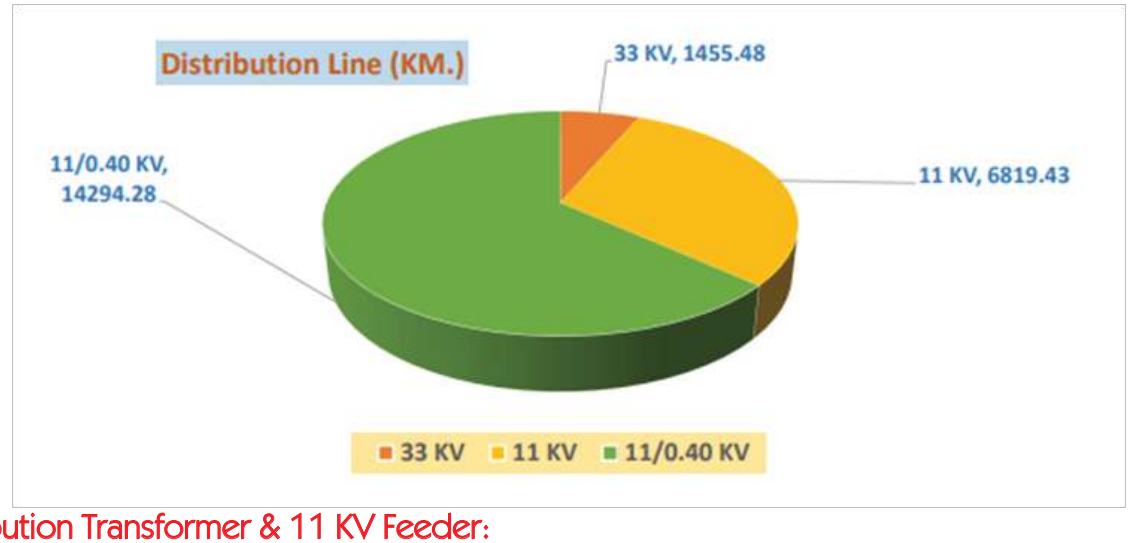

Distribution Transformer & 11 KV Feeder:

End of the financial year 2020-2021 NESCO No. of distribution transformers is 9484 and Nos. of 11 KV Feeder is 335. Details are shown below on line chart with comparison to previous year.

NESCO Customer Portal:

To increase customer care activities NESCO have launched an online customer care portal. All the services that the customer will get from NESCO Online Customer Service Center. This portal has e postpaid service section. Through this section customers will be able to view all the information they need like- monthly bill, paid bill status, total amount of arrears, customer status and download certificate. Customer can give any complaint about electricity or service though this portal. They will be able to apply online for a new connection and see all the information needed for a new connection. There are also our hotline number, FAQ section, electricity laws, regulations and electricity tariffs information available there. Schedule maintenance notifications for customers are regularly updated. Customer can download NESCO mobile application and see video gallery to avail customer services easily. This customer portal is available on web in the link- customer.nesco.gov.bd.

NESCO Smart Prepaid Meter Portal:

NESCO has a dedicated online Smart Prepaid meter portal for customers. In this section smart prepaid meter customers can view their recharge history, monthly usage, remote recharge status, recharge token, meter usage tutorial etc. There are video tutorial and manual for customer about how to recharge the meter through MFSs like- bKash, G-Pay, Nagad, Rocket, Telecash, TAP etc & banks like- One Bank, Midland Bank, Premier Bank, Janata Bank, Dhaka Bank, Rupali Bank and NESCO own vending stations.

NESCO Wallet:

NESCO Mobile App was launched with a view to provide extended support and service to NESCO's consumers by letting them to collect various information regarding their bills, electricity usage, S&D Notice/Information etc. and pay bills using their Smart- phones through AmEX/Visa/Master Cards.

Complying with our Prime Minister Sheikh Hasina's announcement, and the present Government's vision of building a "Digital Bangladesh" by 2021, NESCO took the initiative to launch this Mobile App along with its other relevant efforts.

Since NESCO is a utility service provider, the business model of NESCO app is not basically revenue generation. Rather, NESCO's primary objective was to create a hassle-free and friendly model to its consumers in relation to bill payment and information collection. It has been observed that people today do not like to visit banks or other premises and stand in long queue wasting their time, money and energy just to pay a bill. They like to pay online using their mobile devices. This would increase consumer's satisfaction and encourage them to pay bills in timely manner, which would bring benefit to NESCO at large. Now with the inception of the NESCO mobile app, any consumer can pay bill from Anywhere, Anytime!

One Stop Service Center:

Customer satisfaction is that the key to success of any company. Our customers are our prime focus and that we are to ensure satisfactory customer service as deemed suitable. The difficulty is seriously considered by NESCO, which led to the establishment of Customers "One Stop Service Center" in each of the Sales and Distribution Divisions. Any consumer coming to NESCO's Sales & Distribution Division office, may receive desired service and solution from the staff of the "One Stop Service Centre". The Customer Service Centers are under continuous improvement in order to boost its performance standard up to the required level. For this purpose, NESCO is giving emphasis on routine training of the workers.

e-GP (e-Tendering):

Since the government has decided to introduce e-Tender system to place an end to tender manipulation, NESCO has introduced e-Tendering system to facilitate its procurement process. The most functions are online bidder registration, email acknowledgement of recent tender consistent with bidder's interest list, online bid participation, edit submitted documents/bids till point in time, online tender specification with a comprehensive security. This System prepares customized comparison sheet of the submitted bids to accelerate the evaluation process.

E-Governance:

It necessitates efficient use of electronic state management system based on information & Communication Technology (ICT) including the Internet Technology. The main purpose is to ensure good governance in all functional areas of the establishment.

To keep it with the modern technological advancement in IT (Information Technology) sector and to make the utility management more efficient, NESCO management decided to develop an accountable and transparent governance system with a unified approach. As a consequence, One Stop Service Center, Central Complain and Feedback Management, New Connection Application and Processing, Online Bill Collection, NESCO

Mobile App, NESCO Website and E-mail Communication. Wide Area Network (WAN) Connectivity among Circle offices has been successfully developed and implemented.

Digital services:

To achieve "Vision 2021 " of digital Bangladesh, NESCO has introduced internet based self-services. Now NESCO provide following digital Services:

- Bill Payment through Online Banking (2019)
- Online Application & Processing for New Connection (2016)
- Bill Payment through Mobile Banking (2016)
- Mobile Application for Post Paid Consumers (2020)
- Bill on Web (2016)
- Online Store Management System (2020)
- Central Complain & Feedback Management (2020)
- Toll Free Call Center (2019)
- One Stop Service Center (2019)

Billing Software implementation:

NESCO Billing software has been migrated from Old software to new one. This migration resulted in huge technical, financial and commercial benefits. Billing data is the most important factor in NESCO Revenue Collection. Previous Billing software wasn't compatible with modern Operating Systems. It was very hard to operate billing activities through old age computers. Software migration is a huge technical achievement.

Billing software and database contains very sensitive data. This was maintained by Vendor and each year NESCO has to pay a great amount of bill for this service. The whole migration was done and the software and database are being maintained by NESCO employees. It is a great financial achievement.

Due to vendor dependency at Billing software and database, this was hard to trace connected but not billed consumers, tariff rate inconsistency, lagging consumers, unwanted meter changes, etc. Now as the software and database are maintained by NESCO employees, it has become very easy to trace such consumers and take proper actions. This is a great Commercial achievement.

Online Complain and Feedback Management:

From June 2020 Ministry of Power, Energy and Mineral Resources has launched integrated web based Central Complain and Feedback Management System for the distributing utilities. Through this portal a consumer can submit his complain in detail. The complaint is forwarded to the specific utility and specific office (S&D). That S&D gets and takes action and changes the status of that complaint. Through this portal a consumer can send his feedback to the specific utility. At present, NESCO customers are encouraged to place all of their complaints through this web portal. We are also accepting complaints at offline i.e. over phone or physically. But we are expecting eventually all complaints will be accepted through this web portal only. Thus all complaints are digitally registered and reporting will be much smarter.

Customer Service & Call Center:

NESCO has one Central Customer Care Center at Head Office Complex and Complain Center for each Sales and Distribution Division. There NESCO consumers can place complaints over phone or by physical appearance. NESCO also established One Stop Service (OSS) Center for each Sales and Distribution Division. For New Connection application customer doesn't need to go desk to desk, rather he gets all supports from this OSS desk. The customer just needs to come to this desk for 2 times and after submitting necessary documents and successful payment, he gets his connection.

From 11 April, 2019 NESCO started call center help desk, call center number is 16603. Consumer can place complain by calling this number and the number is open for 24/7. The complaint is forwarded immediately to the corresponding S&D call center number. After solving that complain a feedback SMS is send to the complainer. Number of Customer served by Call Center in this year:

Period	Number of Customer Served
01/07/2019 to 31/12/2019	3840
01/01/2020 to 30/06/2020	5755
Total	9595

Enterprise resource planning (ERP) Implementation:

Enterprise resource planning (ERP) is the integrated management of main business processes, often in real time and mediated by software and technology. ERP is usually referred to as a category of business management software—typically a suite of integrated applications—that an organization can use to collect, store, manage, and interpret data from many business activities. Through the ERP system, information can be readily available from any location with internet access.

Power Division, Under the Capable Leadership of Hon. Prime Minister, Has Made Stunning Progress in Generation, Transmission and Distribution of Electricity In Bangladesh. NESCO has started moving one step further towards modern automation by managing its Human Resource, Payroll, Finance and Procurement related activities through implementing the Enterprise Resource Planning (ERP) that is designed for the power sector initiated by the Power Cell. Enterprise Resource Planning (ERP) System Will Capture Relevant Data and Transform It into Actionable Information to Aid Decision Making and Strategic Planning.=

The available modules are –

- HR Management System
- Fixed Asset Management System
- Procurement System
- Accounts and Finance System

Following benefits will be achieved from implementing ERP in NESCO:

- Improve Accountability
- Increase Transparency and Data Accuracy
- Reduce Human Error Probability by Single Entry
- Saves Time of Users and Authority
- Generates different Analytical Reports
- Reduce Wastage and Pilferage
- Export any Report and List to MS Excel

NESCO Limited has given due emphasis on human resource development through intensive training programs. In order to improve productivity of human input, the company continuously provides generalized and specialized training to its employees at every echelon of operation and management. All aspects of Technical, Administrative and Financial segments have been incorporated in annual training plan. Special emphasis has also been given on Operation & Maintenance of Distribution Network, Protection, Safety, Discipline, Etiquette, Manner, Customer Care Excellence, e-filing, e-GP, Good Governance, Innovation, Financial Management and Information Technology. Under the supervision of Human Resource Department, NESCO Limited has provided 1,37,545 hours of In-house, Outhouse and On Job training to its employees in FY 2020-2021.

Generalized Training Programs

NESCO Limited has provided 1,37,545 hours of generalized and specialized training on different relevant topics to both its technical and non-technical employees.

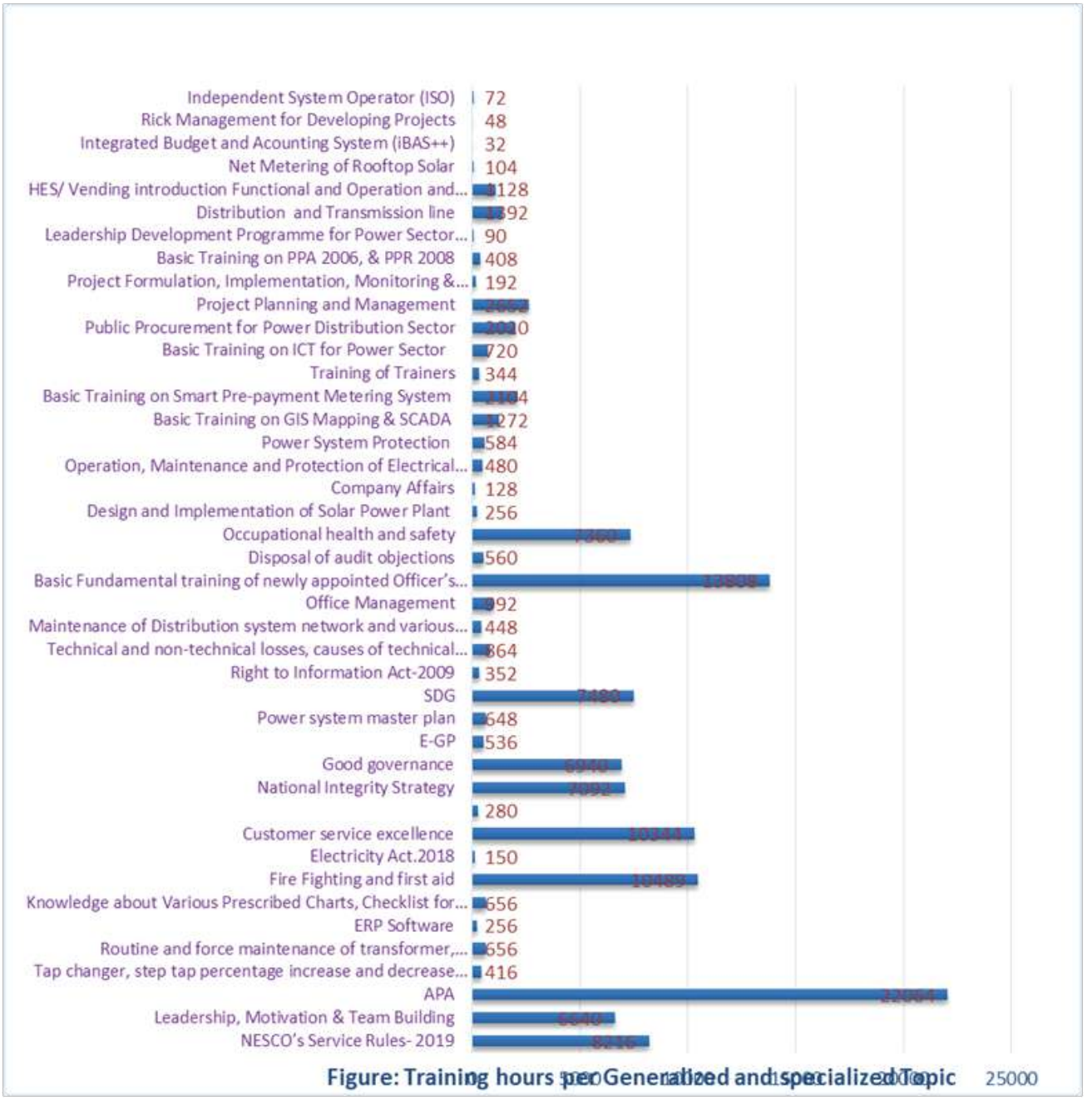

Figure: Training hours per Generalized and specialized Topic

ONGOING PROJECTS:

Smart metering project:

The project of '05 lakh smart pre-payment meter installation in NESCO area' has been taken up as part of Digital Bangladesh to solve billing problems,Over simplify billing system, collect 100% revenue, reduce electricity theft, reduce system loss, simplify load control management and improve people's living standard.

Through this project, 05 lakh smart pre-payment meters will be installed 16 sales and distribution division under NESCO within June'2022. The project team is already started installing smart pre-payment meters in Rajshahi, Natore, sirajganj, Chapai Nababganj, Nilphamari. The benefits of consumers of using smart pre-payment meter in details are:

1) Customer bill related complication will be resolved.
2) Customers will get rebate at the rate of 1%.
3) No need to receive and save hardcopy of electricity bill
4) Having opportunity to recharge money online from anywhere at any time.
5) Having opportunity to view all the information online including meter reading and balance at any time.
6) No overbilling or under billing due to online connectivity.
7) Having opportunity to know the balance before the end of the balance.
8) Even if the balance is exhausted the power supply on credit will remain active.
9) Security deposit will not be taken in case of new connection and increase in load.

Project progress:

Overall project progress up to July-2021

- Physical progress: 51.25%
- Financial Progress: 44.8%

Physical Achievement Fiscal Year 2020-2021

Fianancial Achievement Fiscal Year 2020-2021

Work Plan of Fiscal Year (2020-2021)

Time based Work Plan for the Installation of 5 lakh smart Pre-Payment Metering project

Name of Package	Office name	Provission in RDPP			Meter Installaed Upto 23-08-2021	Smart Pre-Payment Meter Installation Target									
		1 Phase	3 Phase	Total		Target Upto Augest 2021	September-21	October-21	November-21	December-21	January-22	February-22	March-22	April-22	Total
Package 1	S&D 1, Rajshahi	31155	1028	32183	8445	9000	6000	7000	10183	0	0	0	0	0	32183
	S&D 4, Rajshahi	24841	2388	27229	6386	7000	6000	7000	7229	0	0	0	0	0	27229
	S&D Natore	22610	1544	24154	23145	23645	509	0	0	0	0	0	0	0	24154
	S&D Sirajganj	47600	3530	51130	50987	50987	143	0	0	0	0	0	0	0	51130
Package Total A		**126206**	**8490**	134696	**88963**	**90632**	**12652**	**14000**	**17412**	**0**	**0**	**0**	**0**	**0**	**134696**
Package 2	S&D 1, Bogura	35065	3230	38295	0	0	1500	6000	7000	7000	7000	9795	0	0	38295
	S&D 2, Bogura	51644	3105	54749	0	0	1500	6000	9000	9000	9000	9000	11249	0	54749
	S&D 3, Bogura	34766	2244	37010	0	0	1500	6000	7000	7000	7000	7000	1510	0	37010
	S&D 1, Pabna	25629	2249	27878	0	0	1500	6000	7000	7000	6378	0	0	0	27878
	S&D 2, Pabna	31516	1390	32906	0	0	1500	6000	7000	7000	7000	4406	0	0	32906
Package Total B		**178620**	**12218**	190838	**0**	**0**	**7500**	**30000**	**37000**	**37000**	**36378**	**30201**	**12759**	**0**	**190838**
Package 3	S&D 1, Chapainobabganj	25483	2018	27501	1015	1500	5000	6000	7000	7000	1001	0	0	0	27501
	S&D 2, Chapainobabganj	27264	1117	28381	2031	3000	5000	6000	7000	7000	381	0	0	0	28381
	S&D, Nilfamari	22327	2923	25250	3145	3500	5000	5000	6000	5750	0	0	0	0	25250
	S&D Sayedpur, Nilfamari	32000	2600	34600	0	0	5000	6000	7000	7000	9600	0	0	0	34600
	S&D 1,Dinajpur	28000	1362	29362	0	0	5000	6000	7000	7000	4362	0	0	0	29362
	S&D 2, Dinajpur	27300	2072	29372	0	0	5000	6000	7000	7000	4372	0	0	0	29372
Package Total C		**162374**	**12092**	**174466**	**6191**	**8000**	**30000**	**35000**	**41000**	**40750**	**19716**	**0**	**0**	**0**	**174466**
Grand Total (A+B+C)		**467200**	**32800**	**500000**	**95154**	**98632**	**50152**	**79000**	**95412**	**77750**	**56094**	**30201**	**12759**	**0**	**500000**

Physical target and achievement (%):

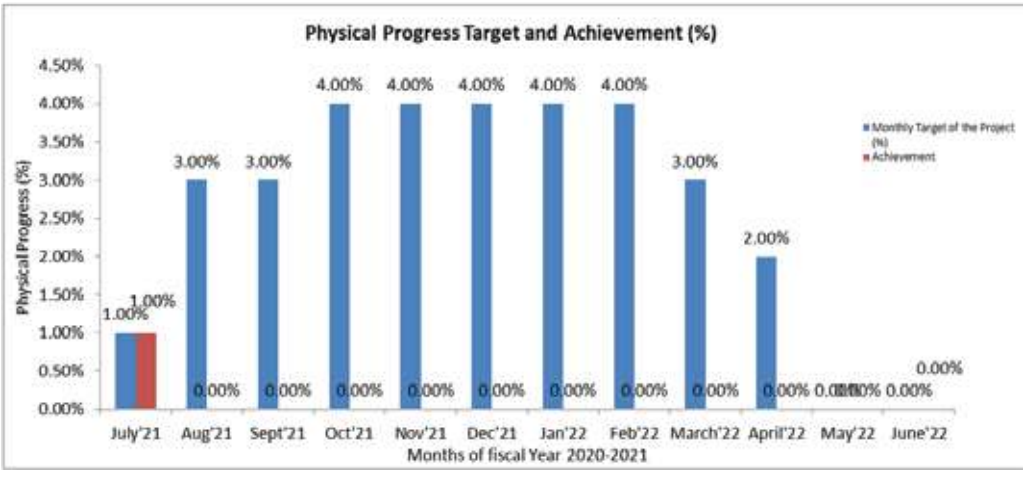

Financial Target

স্মার্ট প্রিপেমেন্ট মিটার স্থাপন কার্যক্রম উদ্বোধন করেন বিদ্যুৎ, জ্বালানি ও খনিজ সম্পদ প্রতিমন্ত্রী নসরুল হামিদ, এমপি তারিখঃ ০৮-১০-২০২১

Contract Sign of 3rd Package Date: 02-02-2021

Contract Sign of 2nd Package Date: 01-02-2021

নাটোরে শুভ উদ্বোধন ও আলোচনা সভা তারিখঃ ১৬-০২-২০২১

স্মার্ট প্রি-পেমেন্ট মিটার স্থাপন বিষয়ে সুধী সমাজ ও গন মাধ্যমের সাথে মতবিনিময় সভা তারিখঃ ০৪-০২-২০২১ খ্রিঃ

চাঁপাইনবাবগঞ্জ জেলায় স্মার্ট প্রি-পেমেন্ট মিটার স্থাপন বিষয়ে সুধী সমাজ ও গন মাধ্যমের সাথে মতবিনিময় সভা তারিখঃ ৩০-০৮-২০২১

স্মার্ট প্রি-পেমেন্ট মিটার স্থাপন বিষয়ে নাটোর জেলা প্রশাসক কার্যালয়ে মতবিনিময় তারিখঃ ২৪-০২-২০২১

সিরাজগঞ্জে স্মার্ট প্রি-পেমেন্ট মিটার স্থাপন কার্যক্রম

চাঁপাইনবাবগঞ্জ জেলা প্রশাসকের উপস্থিতিতে স্মার্ট প্রি-পেমেন্ট মিটার স্থাপন কার্যক্রম উদ্বোধন তারিখ ঃ ১৫-০৮-২০২১

চাঁপাইনবাবগঞ্জ জেলায় স্মার্ট প্রি-পেমেন্ট মিটার ব্যাবহারের বিষয়ে প্রচার প্রচারণা তারিখ ঃ ২৮-০৮-২০২১

EXTENSION AND RENOVATION PROJECT OF DISTRIBUTION LINE & SUB-STATION OF RAJSHAHI DIVISION

1. **Project name** : Extension and Renovation Project of Distribution Line and Sub-Station of Rajshahi Division.

2.1 **Ministry** : Ministry of Power, Energy and Natural Resources.

2.2 **Division** : Power Division

2.3 **Company** : Northern Electricity Supply Company (NESCO) Limited.

:

3.0 **Brief Description** :

3.1 **Objective** : Upgradation and development of power distribution system with a view to supplying uninterrupted and quality power to every household within 2021, develop an easily accessible distribution system in the project area to improve the socio-economic status of consumers and provide better consumer service by improving and maintaining quality power distribution.

3.2 **Project Targets** :

- New 33/11 KV sub-station installation- 3
- 33/11 KV sub-station Renovation and upgradation- 20
- 33 KV New line construction- 137.5 Km
- 33 KV line renovation- 87 Km
- 11 KV new line construction- 447 Km
- 11 KV line renovation- 334 Km
- 11/0.4 KV new line construction- 516 Km
- 11/0.4 KV line renovation- 369 Km
- 0.4 KV new line construction- 683 Km
- 0.4 KV line renovation- 621 Km
- 0.24 KV new line construction- 259 Km
- 11/0.4 KV Distribution Transformer installation- 3400 Nos
- Installation of 33 KV Bay and Circuit Breaker of 132/33KV Sub-Station- 05 Set
- Installation of 33 KV Bay and Circuit Breaker of 33/11 KV Sub-Station- 04 Set
- Installation of 11 KV Circuit Breaker- 16 Set

3.3 **Project Timeframe** :

a) Starting date: 01.01.2019
b) Ending date: 30.06.2022

3.4 **Project Estimated Cost (in lakh Tk.)** :

a) Total cost: 109132.04
b) GoB : 105643.63
c) Own fund: 3488.41
d) Others : 0.00

3.5 **Project Area** :

ivision	Zilla	Upazilla	S & D/ ESU
Rajshahi	Rajshahi	Rajshahi City Corp.	S & D-1, Rajshahi
	Rajshahi	Rajshahi City Corp., Godagari, Poba	S & D-2, Rajshahi
	Rajshahi	Rajshahi City Corp., Tanore, Poba	S & D-3, Rajshahi
	Rajshahi	Rajshahi City Corp.	S & D-4, Rajshahi
	Rajshahi	Rajshahi City Corp., Puthiya, Poba	S & D-5, Rajshahi
Rajshahi	Rajshahi	Tanore	ESU- Tanore

3.6 Project Outcome:

If the project is successfully implemented, the revenue earnings will increase, the technical system loss of distribution system will reduce considerably, more scopes will be created to provide quality power supply to the consumers, more scope of works will be created for people because of distribution line extension and the socio-economic status of people in the project area will improve considerably.

3.7 Project Output:

The existing consumers will be able to consume uninterrupted and quality power supply and 2,35,000 new consumers will be connected to the system because of 3 New 33/11 KV sub-station installation, 20 Nos 33/11 KV sub-station Renovation and upgradation, 137.5 Km 33 KV New line construction, 87 Km 33 KV line renovation, 447 Km 11 KV new line construction, 334 Km 11 KV line renovation, 516 Km 11/0.4 KV new line construction, 369 Km 11/0.4 KV line renovation, 683 Km 0.4 KV new line construction, 619 Km 0.4 KV line renovation, 259 Km 0.24 KV new line construction, 3400 Nos 11/0.4 KV Distribution Transformer installation, 05 set of 33 KV Bay and Circuit Breaker of 132/33KV Sub-Station Installation, 04 set of 33 KV Bay and Circuit Breaker of 33/11 KV Sub-Station Installation, 16 Set 11 KV Circuit Breaker Installation.

4.0 Work Plan:

4.1 Year wise Financial Plan:

The budget allocated in the DPP will be spent year wise according to the following chart:

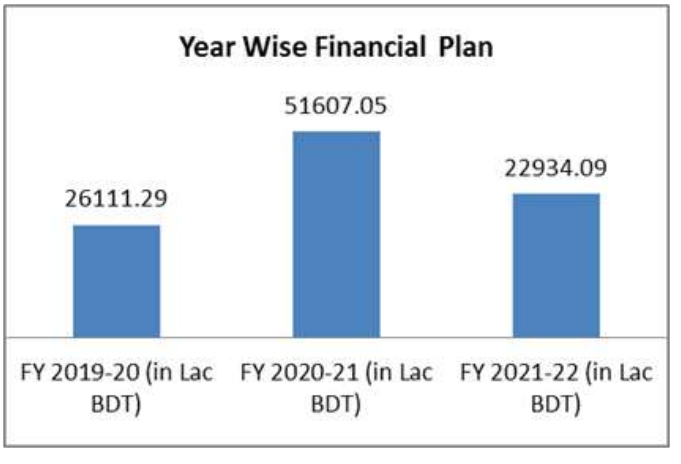

4.2 Category wise Plan:

There are 50 packages in the DPP. DPP allocation and packages are divided into 5 following categories and cost distribution for easier implementation:

5.0 Project Progress:

5.1 ADP Implementation Progress:

Fiscal year	ADP allocation	ADP Allocation Progress	Cumulative Progress	
	GoB	GoB	Financial Progress	Physical Progress
2019-20	90 Cr	99.99%	8.51%	16.5%
2020-21	128.70 Cr	100%	12.18%	14.5%
2021-22	11.80 Cr	0% (Up to August 21)	0% (Up to August 21)	2.0% (Up to August 21)
Total	230.5 Cr	---	20.70%	33%

5.2 Overall Project Progress:

Overall Project progress up to August 2020:

- Physical Progress: 33.00%
- Financial Progress: 20.70%

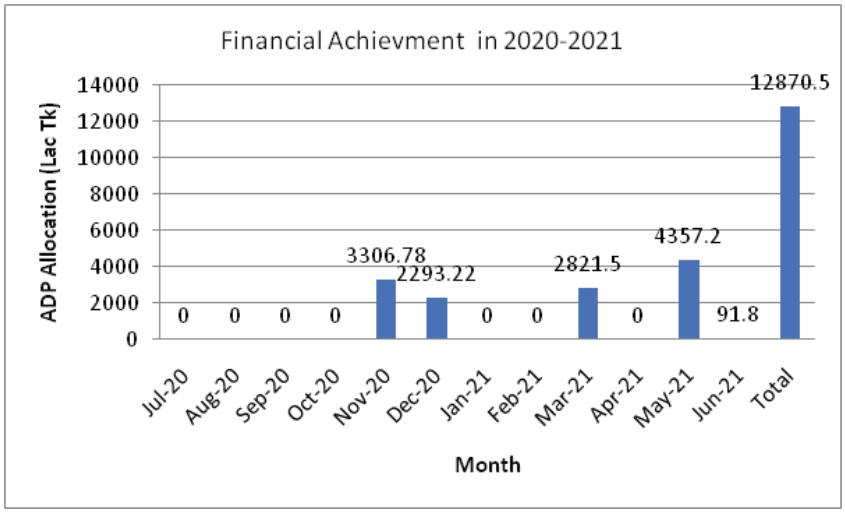

5.3 Tenders under processing (Upto August 2021):

Type	No.	Value (Crore)
Tender On Live	07	33.35
Tender under evaluation	11	210.09
NOA Issued	03	05.7
Contract Signed	75	537.28
Tender to be floated in 2021-22	21	194.35
Total	117	980.77

6.0 Work plan of fiscal year 2021-22:

Total 21 tender packages in different lots included in fiscal year 2019-20 APP has been under processing. Contracts have been signed with different contractors in 21 different lots. New distribution line construction and transformer installation works have already been started under different project areas. An ADP of 150.00 Crores has been allocated for fiscal year 2020-21. Fund release for ADP allocation is already under process, the aforementioned contract price will be paid after fund release.

6.1 Project Achievements till now:

1) 100% electrification works for Mujib Shoto Borsho has been completed.

2) Total 16577 Nos. Poles erected till August 2021.

3) Total 415.8 circuit km line built till August 2021.

4) Total 532 Nos. distribution transformers installed till August 2021 and there is no overload transformer in the project area now.

7.0 Photos of project activity:

Pole installation

.....

Testing of Fittings items to be procured

Testing of Distribution transformer to be procured

Testing of Fittings items to be procured

EXTENSION AND RENOVATION PROJECT OF DISTRIBUTION LINE & SUBSTATIONS OF RANGPUR DIVISION

1. Project Name : "EXTENSION AND RENOVATION PROJECT OF DISTRIBUTION LINE & SUBSTATIONS OF RANGPUR DIVISION"

2.1 Ministry/Division : Ministry of Power, Energy & Mineral Resources/ Power Division

2.2 Implementing Agency : Northern Electricity Supply Company (NESCO) Ltd.

2.3 Concern Division of Planning Commission : Industry & Energy Division

3.0 Brief Description :

3.1 Objective : Upgradation and development of power distribution system with a view to supplying uninterrupted and quality power to every household within 2021, develop an easily accessible distribution system in the project area to improve the socio-economic status of consumers and provide better consumer service by improving and maintaining quality power distribution.

3.1 Project Targets:

- Construction of 3198 Km new line.
- 1739 Km distribution line renovation.
- Up gradation & renovation of 10 nos. 33/11 kV Substation
- Installation of 2733 nos. 11/0.4 kV distribution transformer
- Installation of 1593 nos. 6.35/0.24 kV distribution transformer
- Connecting 1,80,000 new consumer
- Enhancing more than 205 MW electricity distribution capacity

3.2 Project Timeframe:

i) Start date : 01.01.2019
ii) End date : 30.06.2022

3.3 Estimated cost of the project (in lac taka)

Total: 112385.86
GOB: 108860.08
Own fund: 3525.78
Others: 0.00

3.1 Project area:

Administrative Division	District	City corporation/Pourasava/Upozilla	Sales & Distribution Division/ Electric Supply Unit
Rangpur	Rangpur	Rangpur City Corporation	Sales & Distribution Division-1, Rangpur
		Rangpur City Corporation	Sales & Distribution Division-2, Rangpur
		Rangpur City Corporation	Sales & Distribution Division-3, Rangpur
	Lalmonirhat	Lalmonirhat Sadar	Sales & Distribution Division, Lalmonirhat
		Patgram Upozilla	Sales & Distribution Division, Patgram
		Kaligonj Upozilla	Sales & Distribution Division, Kaligonj
		Hatibandha Upozilla	Sales & Distribution Division, Hatibandha
	Kurigram	Kurigram sadar	Sales & Distribution Division, Kurigram
	Gaibandha	Gaibandha Sadar	Sales & Distribution Division-1, Gaibandha
		Sadar	Sales & Distribution Division-2, Gaibandha
		Gobindogonj	Sales & Distribution Division, Gobindogonj
		Polasbari	Polasbari Electric Supply Unit
	Nilphamari	Sadar	Sales & Distribution Division, Nilphamari
		Jaldhaka	Jaldhaka Electric Supply Unit
		Kisorgonj	Kisorgonj Electric Supply Unit
		Domar	Sales & Distribution Division, Domar
		Saidpur	Sales & Distribution Division, Saidpur
	Dinajpur	Sadar	Sales & Distribution Division-1, Dinajpur
		Sadar	Sales & Distribution Division-2, Dinajpur
		Parbatipur	Parbatipur Electric Supply Unit
		Setabgonj	Setabgonj Electric Supply Unit
		Fulbari	Fulbari Electric Supply Unit
Dinajpur	Thakurgaon	Sadar	Sales & Distribution Division, Thakurgaon
	Panchagarh	Sadar	Sales & Distribution Division, Panchagarh
		Tetulia	Tetulia Electric Supply Unit

3.1 Outcome of the Project:

If the project is successfully implemented, the revenue earnings will increase, the technical system loss of distribution system will reduce considerably, more scopes will be created to provide quality power supply to the consumers, more scope of works will be created for people because of distribution line extension and the socio-economic status of people in the project area will improve considerably.

3.2 Output of Project:

To supply 205MW extra electricity by 55km new 33kv line construction, 57km 33kv line renovation, 585km new 11 kv line construction, 410 km 11kv line renovation, 782km new 11/0.4kv line construction, 355 km 11/0.4kv line renovation, 1349 km new 0.4kv line construction, 917km 0.4kv line renovation, 421km new 0.24kv line construction, 2733 Nos. 11/0.415kv distribution transformer installation, 1593 nos. 6.35/0.24kv distribution transformer installation and to connect 2400000 new consumers.

4.0 Workplan:

4.1 Year wise Financial Plan:

The budget allocated in the DPP will be spent yearly according to the following chart:

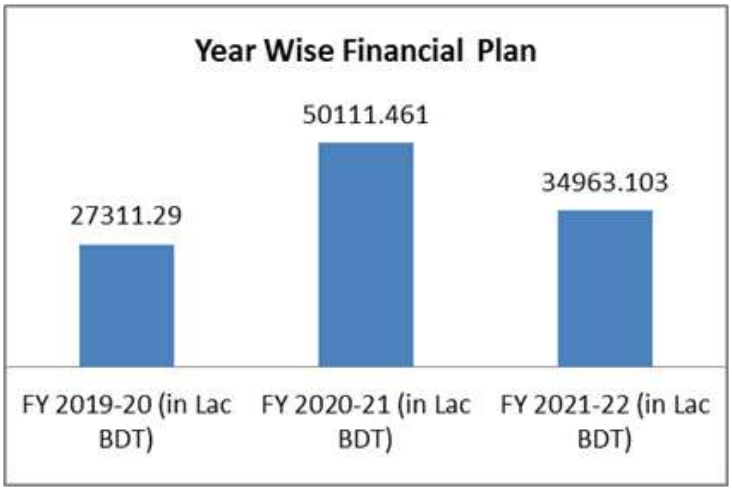

4.2 Category wise Plan:

Scope of works of DPP are divided into following categories: Goods, Works, Turnkey, Vehicles, Training. There are 58 packages in the DPP. DPP allocation and packages are divided into 5 following categories and cost distribution for easier implementation:

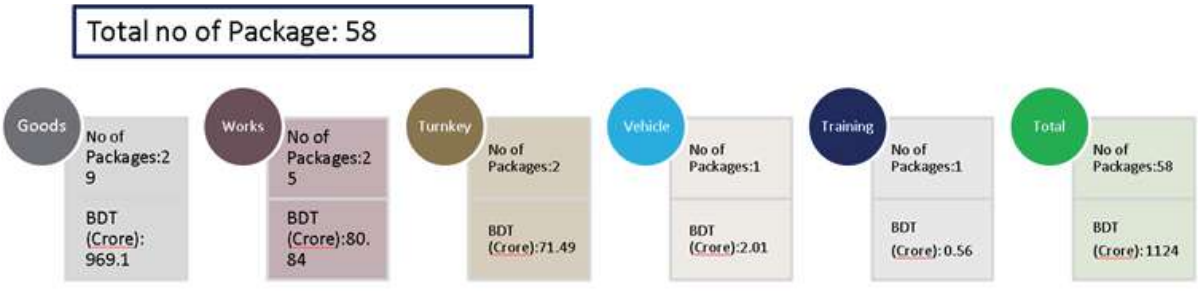

4.3 Head wise Financial Plan:

DPP budget is allocated head wise according to the following chart:

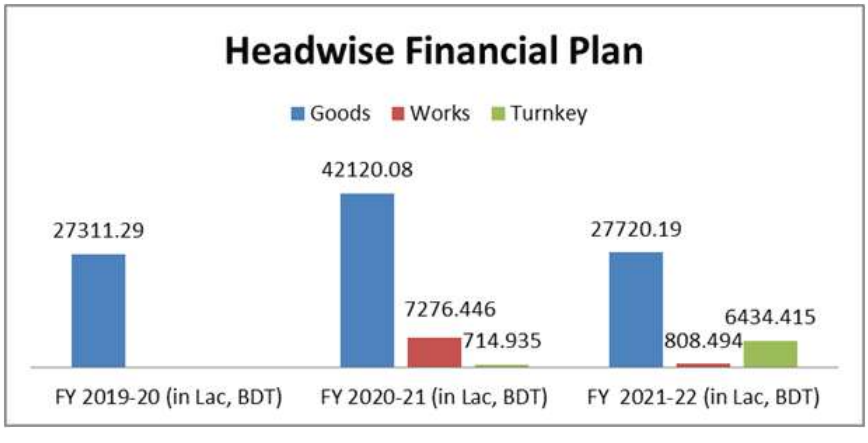

5.0 Project Progress:

5.1 ADP Implementation Progress:

Fiscal year	ADP allocation	ADP Progress according to allocation	Cumulative Progress	
	GoB	GoB	Financial Progress	Physical Progress
2019-20	80 Cr	99.99%	7.35%	15.98%
2020-21	125.56 Cr	100%	11.88%	14.00%
2021-22	93.00 Cr	0% (Upto August 2021)	0% (Upto August 2021)	1.00% (Upto August 2021)
Total	298.56 Cr	----------	18.89%	30.98%

5.2 Overall Project Progress:

Overall Project progress up to September 2021:

- Physical Progress: 30.98%
- Financial Progress: 18.89%

5.3 Tender processes:

Rangpur Division Power Distribution Project Tender updates (upto August 2021)		
Type	No.	Value (crore)
Tender On Live	5	61.19
Tender under evaluation	7	60.26
NOA Issued	3	17.30
Contract Signed	81	551.74
Tender Under Preparation	1	6.30
Tender to be floated in 2021-22	17	391.81
Total	114	1088.60

6.1 Physical target and achievement of 20-21 FY:

6.2 Financial target & Achievement of 20-21 FY:

6.3 Project Achievements till now:

1) 100% electrification works for Mujib Shoto Borsho has been completed.

2) Total 53607 Nos. Poles erected till August 2021.

3) Total 1047 circuit km line built till August 2021.

4. Total 581 Nos. distribution transformers installed till August 2021 and there is no overload transformer in the project area now.

Smart Grid Project in NESCO

: "Implementation Of Supervisory Control & Data Acquisition (SCADA) System And Distribution Automation System (DAS)":

Name of the Project : Smart Grid Project in NESCO : "Implementation Of Supervisory Control & Data Acquisition (SCADA) System And Distribution Automation System (DAS)"

Main Objectives :

a) Automatic remote controlling of the 33KV and 11KV feeders at 33/11KV substations with indicating alarms and data logging which will be operated centrally at Rajshahi

b) Watching over the system data at total 93 nos 33/11KV substations to make of efficient operation of the 33KV and 11KV feeders according to "Macro supervision of the entire power distribution networks for reliable, secured and easy Operation"

c) Developing energy management system by installing programmable 3 phase energy meters, which will be monitored centrally and subsequently system loss will be reduced.

d) Improvement of field service environment and simplification of work procedure

e) Maximizing network capacity and reducing voltage variations

f) Reducing Operational and Maintenance Cost

g) Maintaining Optimal load-based flexible operation with automatic collection of operating information of distribution system such as load currents by section, load characteristics by time, fault history, etc.

The Outcome of SCADA :

a) Safety, Reliability, Performance as well as Efficiency of the power system

b) Scalable and extensible network infrastructure.

c) Improvement of service quality and customer's satisfaction

d) Reduction of breakdown or outage time through quicker fault detection and precise management of network. Scope of Work of this Project

: i) Rehabilitation works need to be done at some 33/11KV sub-stations to provide smart operation of power distribution grids/networks .

ii) Minor rehabilitation works need to be done at all (existing 61nos+ upcoming 38 nos) 33/11KV sub-stations to ensure compatibility with SCADA system.

iii) Procurement of all the Machineries, Equipment's & Software for SCADA & DAS

iv) Construction of Sub-station Control center & Regional Control Center.

v) Installation & Commissioning of all the Machinery and Equipment's for SCADA System at total 99 Nos 33/11KV substations.

vi) Institutional capacity building of NESCO through modern training of engineers for better protection, control and operation of distribution grids/networks.

Conversion of Overhead Distribution Systeme into Underground in metropolitan area of Rangpur & Rajshahi of NESCO:

Name of the Project : Conversion of Overhead Distribution Systeme into Underground in metropolitan area of Rangpur & Rajshahi of NESCO

Main objectives : The main objective of the project is to ensure stable & reliable power supply in NESCO by enhancing & modernizing the power distribution system

Necessity of the Project:

* Increasing electricity demand.
* The existing overhead distribution lines are becoming overloaded.
* Preventing overloading new distribution lines.
* New overhead lines together with the existing ones are getting crowded.
* In the city area there is a limitation of space for construction of overhead lines.
* Ensuring safe and secured networking and good aesthetic look.

Scope of works:

i) Design & Drawing of the proposed underground system for 173 km of 33 KV line, 1745 km of 11 KV & 11/0.4 KV line,1745 Km of 0.4 KV line underground cable system and 1470 Nos. of distribution transformer .

ii) Preparation of Technical specification & tender document..

iii) Procurement of all the Machinery and Equipment for underground system are to be completed

iv) Road cutting & Construction of infrastructure for underground cable laying.

v) Commissioning of all the Machinery and Equipment's for underground system.

vi) Institutional capacity building of NESCO through modern training of engineers for better protection, control and operation of underground distribution system.

NESCO Footsteps Toward to Digital Era

Geographical Information System:

The 8th Five Year Plan proposed by NESCO has set a target to bring all customers of NESCO and distribution systems under GIS (Geographical Information System) within 2025. Besides, to ensure affordable, reliable, modern and sustainable power supply to all customers by 2030 in accordance with the Sustainable Development Goal 7.1, the DPP of `` Multi-platform based GIS Project in NESCO area'' has been sent to the Power Division with the approval of Board of Directors of NESCO.

The objective of the project is to closely monitor the power distribution system: to provide quality electricity to the customers; to reduce the frequency (SAIFI) and duration (SAIDI) of power interruption; to reduce the operational costs in the distribution system; reducing technical loss; ensuring real time management and data accessibility; finally ensuring reliable, modern and sustainable power supply.

The goal of the project is 1) Bringing all information of 20.8 lakh customers, 25,963 km. Distribution line, 98 substations, 14626 transformers, 6.65 lakh poles and all related real time information under Geographical Information System and online monitoring. 2) Installation of 1 ArcGIS Enterprise, 06 ArcGIS Desktop, 01 PostgreSQL DB and 01 Distribution Analysis Software 3) Installation of 12 RAC Servers, 05 Wall Dashboards and Accessory Hardware. 4) Collection, storage and online monitoring of 20.7 lakh electricity customers of 10,895 sq km area covered by NESCO through satellite image.

Project Implementation period (proposed) is from 01.01.2021 to 31.12.2023 Through the implementation of the this project by 2023, it will be possible to bring all the real time information of all customers, all distribution lines, 33/11 KV substations, distribution transformers, poles and its accessories under Geographical Information System and online monitoring.

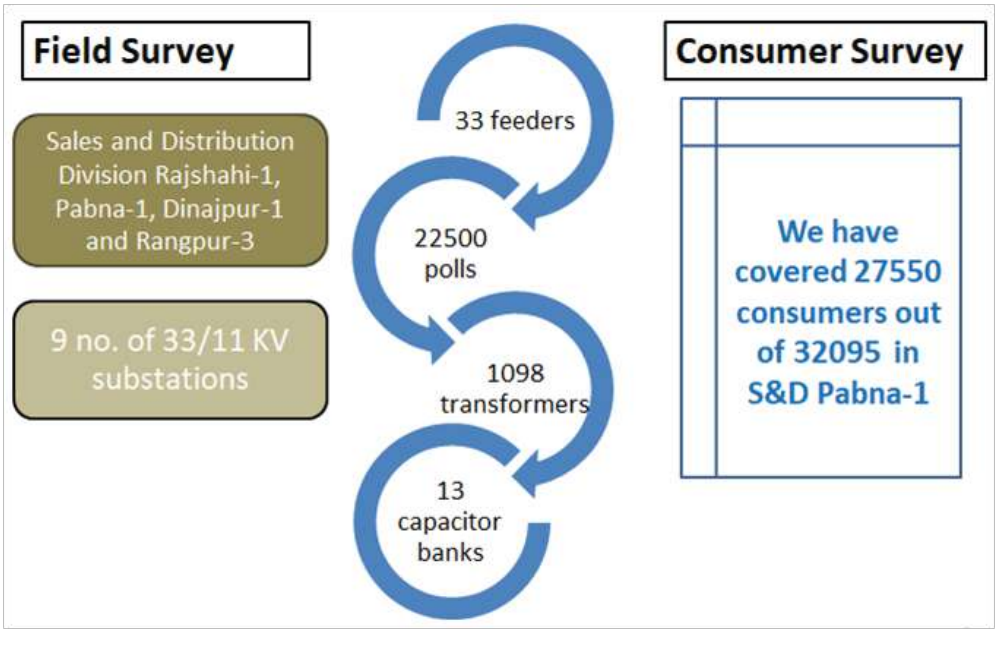

Project Planning:

Project Progress:

- Field work has started from May 20, 2021.
- Distribution Division Survey of 33 KV, 11 KV and .4 KV lines of Pabna-1, Dinajpur-1 and Rajshahi-1 has been completed.
- Distribution Division Rangpur-3 line survey is underway. The survey of Bogra-1 will start in the first week of September.
- Distribution Division Pabna-1 Consumer Survey has started from 08/08/2021. Rangpur-3 and Rajshahi-1 Consumer Survey will start in the first week of September.
- Database Software is running on Cloud Server.
- Outage Management Software is work in progress
- Supervisors have completed ERC and Asset training.

Survey Component		Raj-1	Pabna-1	Dinajpur-1	Rangpur-3	Bogura-1
Substation	Existing No	2	3	2	1	1
	Survey Done	2	3	2	1	1
33 KV Line	Existing No	2	3	2	1	1
	Survey Done	2	3	2	1	1
11 KV Line	Existing No	11	11	12	8	9
	Survey Done	11	11	12	8	7
LT Line	Existing No	11	11	12	8	9
	Survey Done	11	11	12	8	0
Pole	Existing No	4900	4314	4611	5972	
	Survey Done	4900	4314	4611	5972	3459
Distribution Transform	Existing No	185	288	164	177	233
	Survey Done	185	288	164	177	283
Consumer	Existing No	36498	32095	36575	25841	40287
	Survey Done	0	28000	0	0	0

100% Electrification within the "Mujibborsho":

NESCO was committed to bring electricity to the doorsteps of 100% of the people in all the areas under Northern Electricity Supply Company Ltd. within the "Mujibbarsha"

All grid areas of NESCO have been fully electrified within December'2020 through two running projects of NESCO: (1) Extension and Renovation of Distribution Line & Sub-station of Rajshahi division, (2) Extension and Renovation of Distribution Line & Sub-station of Rangpur Division.

For electrification of Off-grid areas under NESCO, total 13952 Nos. of Solar Home System have been provided by NESCO Fund as CSR.

6240 Nos. of Solar Home System have been provided in the 2 off-grid Islands of Paba Upazila of Rajshahi District, 1 off-grid Island of Godagari Upazila of Rajshahi District and 1 off-grid Island of Chapainawabganj sadar upazila of Chapainawabganj District under Rajshahi Zone.

List Off-grid Islands of Rajshahi Zone:

SL No	Name of the Char	Char Ashiadaho	Char Atatuli	Char Majardia	Char Khidirpur
1	Location	Union: **Ashiadaho**, Upazilla:Godagari District: Rajshahi	Union: **Atatuli** Upazilla: Chapainawabganj sadar District: Chapainawabganj	Union: **Haripur** Upazilla: Paba District: Rajshahi	Union: **Harian** Upazilla: Paba District: Rajshahi
	No. of Solar Home System	3302	1306	1137	495

Besides, 7712 Nos. of Solar Home System have been provided in the 1 off-grid Islands of Kaliganj Upazila of Lalmonirhat District; 6 off-grid Islands of Hatibandha Upazila of Lalmonirhat District; 1 Off-grid Islands of Dimla Upazila of Lalmonirhat District & 1 Off-grid Islands of Patgram Upazila of Lalmonirhat District under Rangpur Zone.

List Off-grid Islands of Kaliganj Upazila of Lalmonirhat District of Rangpur Zone:

SL No	Name of the Char	Char Votemari
1	Location	Union: **Votemari**, Upazilla: Kaliganj District: Lalmonirhat
	No. of Solar Home System	2241

List Off-grid Islands of Hatibandha Upazila of Lalmonirhat District of Rangpur Zone:

SL No	Name of the Char	Char Dawabari	Char Paticapara	Char Sindurna	Char Shaniajan	Char Singimari	Char Gaddimari
1	Location	Union: **Dawabari**, Upazilla: Hatibandha District: Lalmonirhat	Union: **Paticapara**, Upazilla: Hatibandha District: Lalmonirhat	Union: **Sindurna** Upazilla: Hatibandha District:Lalmonirhat	Union: **Shaniajan** Upazilla: Hatibandha District:Lalmonirhat	Union: **Singimari** Upazilla: Hatibandha District:Lalmonirhat	Union: **Gaddimari** Upazilla: Hatibandha District:Lalmonirhat
	No. of Solar Home System	1582	977	773	503	115	82

List Off-grid Islands of Dimla Upazila of Lalmonirhat District of Rangpur Zone:

SL No	Name of the Char	Char Tepakhoribari
1	Location	Union: **Dimla Tepakhoribari** Upazilla: Dimla District:Lalmonirhat
	No. of Solar Home System	1299

List Off-grid Islands of Patgram Upazila of Lalmonirhat District of Rangpur Zone:

SL No	Name of the Char	Char Srirampur
1	Location	Union: **Patgram Srirampur** Upazilla: **Patgram** District:Lalmonirhat
	No. of Solar Home System	140

কোভিড-১৯ সংক্রমণে মৃত্যুবরণকারী কর্মকর্তা/কর্মচারীর তথ্যাদি



কাজী মোঃ আতাউর রহমান
পদবী: উচ্চমান হিসাব সহকারী
বিক্রয় ও বিতরণ বিভাগ-১,
নেসকো লিঃ, চাঁপাই নবাবগঞ্জ
মোবাঃ ০১৭৪০৯৭০৫১৫

হিমাংশু কুমার কুণ্ডু
পদবিঃ সহকারী হিসাব রক্ষক,
বিবিবি, নেসকো লিঃ, জয়পুরহাট।
স্থায়ী ঠিকানাঃ জয়পুরহাট।
মোবাঃ ০১৯১১৫৫৫৮৫৪



মোঃ আব্দুর রশিদ
বয়স: ৫৮ বছর
নিরাপত্তা প্রহরী, বিবিবি, নেসকো লিঃ, জয়পুরহাট।
মোবাঃ ০১৯২৬৯৭৩১১৪

মোঃ আব্দুল লতিফ আকন্দ
বয়স: ৫৬ বছর
নিরাপত্তা প্রহরী, বিবিবি, শিবগঞ্জ,নেসকো লিঃ, বগুড়া।
মোবাঃ ০১৭১৫৬৪৯৪৭২
০১৯০৯৬৪৫৮৮৯



মোঃ আব্দুর রাজ্জাক
বয়স: ৫৫ বছর
উচ্চমান হিসাব সহকারী, আহিদ, নেসকো লিঃ, রংপুর।
মোবাঃ ০১৯১০০৮৪৪৩৩
০১৭১৭১৪৩৩৮২

মোঃ আমজাদ হোসেন
পদবীঃ এসবিএ- ডি
বিক্রয় ও বিতরণ বিভাগ- ৪, নেসকো লিঃ, রাজশাহী।
০১৭৯৮৩৫১০৪৭

ওয়াহেদ আলী মিয়া
বয়স: ৫৮ বছর
পদবীঃ ফোরম্যান-সি
বিক্রয় ও বিতরণ বিভাগ- ৫, নেসকো লিঃ, রাজশাহী।
মোবাঃ ০১৭১৪৬৫৭২৩৪

মোঃ মাহবুবুর রহমান
বয়স: ৫৪ বছর
পদবী: নিরাপত্তা প্রহরী
বিক্রয় ও বিতরণ বিভাগ-২,
নেসকো লিঃ, রংপুর,
মোবাঃ ০১৭৪০৮১৫৯৬৭

মো: মাছুম আলী মন্ডল
বয়স: ৫৫ বছর
পদবী: অফিস সহায়ক
দপ্তর: আমেকা, নেসকো লি:, বগুড়া।
মোবা: ০১৭৩৯৪৬০৭৮৫

মোছাঃ সাহেরা খাতুন
বয়স: ৫৫ বছর
পদবী: অফিস সহায়ক
দপ্তর: ব্যবস্থাপক (রেভিনিউ এ্যাসিউরেন্স), নেসকো লি:, রাজশাহী।
মোবা: ০১৭৩২৫৬৫৫৪২

ছক- খ: রাজশাহী জোনের কোভিড-১৯ সংক্রান্ত সার্বিক তথ্যাদি:-

প্রতিবেদনের তারিখ	কোভিড-১৯ শনাক্ত হয়েছেন/হয়েছিলেন	কোভিড-১৯ শনাক্ত হওয়ার পর নেগেটিভ হয়েছেন/ আরোগ্য লাভ করেছেন	বর্তমানে হোম কোয়ারেন্টিনে/ বিশ্রামে আছেন	বর্তমানে হাসপাতালে আছেন	মৃত্যুবরণ করেছেন	আক্রান্ত ও মৃত নিয়ে সর্বমোট সংখ্যা
১	২	৩	৪	৫	৬	৭
০৩/১০/২০২১ইং	১৩৬ (একশ ছত্রিশ) জন	১৩২ (একশ বত্রিশ) জন	৪ (চার) জন	কেউ নেই	৮ (আট) জন	১৪৪ (একশ চুয়াল্লিশ) জন

ছক- খ: রংপুর জোনের কোভিড-১৯ সংক্রান্ত সার্বিক তথ্যাদি :-

প্রতিবেদনের তারিখ	কোভিড-১৯ শনাক্ত হয়েছেন/হয়েছিলেন	কোভিড-১৯ শনাক্ত হওয়ার পর নেগেটিভ হয়েছেন/ আরোগ্য লাভ করেছেন	বর্তমানে হোম কোয়ারেন্টিনে/ বিশ্রামে আছেন	বর্তমানে হাসপাতালে আছেন	মৃত্যুবরণ করেছেন	আক্রান্ত ও মৃত নিয়ে সর্বমোট সংখ্যা
১	২	৩	৪	৫	৬	৭
০৩/১০/২০২১ইং	৪৫ (পঁয়তাল্লিশ) জন	৪৫ (পঁয়তাল্লিশ) জন	কেউ নেই	কেউ নেই	২ (দুই) জন	৪৭ (সাতচল্লিশ) জন

ছক- খ: কোভিড-১৯ সংক্রান্ত সার্বিক তথ্যাদি :-

প্রতিবেদনের তারিখ	কোভিড-১৯ শনাক্ত হয়েছেন/হয়েছিলেন	কোভিড-১৯ শনাক্ত হওয়ার পর নেগেটিভ হয়েছেন/ আরোগ্য লাভ করেছেন	বর্তমানে হোম কোয়ারেন্টিনে/ বিশ্রামে আছেন	বর্তমানে হাসপাতালে আছেন	মৃত্যুবরণ করেছেন	আক্রান্ত ও মৃত নিয়ে সর্বমোট সংখ্যা
১	২	৩	৪	৫	৬	৭
০৩/১০/২০২১ইং	১৮১ (একশ একাশি) জন	১৭৭ (একশ সাতাত্তর) জন	৪ (চার) জন	কেউ নেই	১০ (দশ) জন	১৯১ (একশ একানব্বই) জন

Audit Report
&
Audited Financial Statements

Independent Auditor's Report

To the Shareholders of

Northern Electricity Supply Company Limited (NESCO)

Report on the Audit of the Financial Statements

Qualified Opinion

We have audited the financial statements of Northern Electricity Supply Company Limited (NESCO)(the Company), which comprise the Statement of Financial Position as at June 30, 2021, Statement of Profit or Loss and Other Comprehensive Income, Statement of Changes in Equity and Statement of Cash Flows for the year then ended, and notes to the financial statements, including a summary of significant accounting policies and other explanatory information disclosed in notes 1 to 39 & Annexure- A,B,C,D,E & F.

In our opinion, except for the effects of the matter described in the basis for Qualified opinion section of our report, the accompanying financial statements present fairly, in all material respects, the financial position of the company as at June 30, 2021, and its financial performance and its cash flows for the year then ended in accordance with International Financial Reporting Standards (IFRSs), the Companies Act 1994 and other applicable laws and regulations.

Basis for Qualified Opinion

1. As disclosed in note # 1.3 of the Financial Statements, Company's assets consist of assets mainly acquired from BPDB as per statement of assets & liabilities as on 30.09.2016 annexed with the provisional Vendor's Agreement vide Contract No.: 10610 dated 24-06-2021 and addition of assets procured by NESCO till to the reporting date. Assets acquired from BPDB were based on a provisional vendor's agreement excluding land related with assets.

   As per para 18 of IFRS 3, Business Combination "the acquirer shall measure the identifiable assets acquired and the liabilities assumed at their acquisition date fair values," but no valuation report for determination of such fair values was produced to us for our verification rather the assets were accounted for at book value instead of fair value;

2. The Company did not calculate and give the effect of Deferred Tax as per IAS -12 in the financial statements;

3. During the year the Company charged bad & doubtful debt expenses of Tk. 138,426,525 on Accounts Receivables calculated on lump sum basis for which Board Resolution as well as approval of BPDB has not been given. In the last year the bad & doubtful debt expenses on Account Receivables were charged on lump sum basis;

4. As disclosed in note# 32 of the financial statements, NESCO has made provision for expenses of Tk. 335,514,841 for Electricity Bill L.P.S (Late Payment Surcharge) against BPDB's bill no. 6173551 dated 12.07.2021 of Tk. 1,342,059,364.i.e The company has made a short provision of Tk. 1,006,544,523. If the company could keep provision for expenses for whole amount as per BPDB's Bill (Claim), the profit of the company would have been reduced by Tk. 1,006,544,523.

5. The company has maintained WPPF from the year 2018-19 and an amount of Tk.4,247,364 and Tk. 10,348,431 were made Provision for WPPF for the year 2018-19 and 2019-20 respectively. The cumulative provision for WPPF stands Tk. 14,622,795 as on 30.06.2020. As per the Bangladesh Labour Law, 2006 and the amendment, 2013, particularly section 234 and 242 of the said law: the company shall have to distribute Tk. 11,698,237(Two-thirds of the total amount Tk.7,798,824 deposit in the Participation Fund in every year shall be distributed in equal proportion to all [beneficiaries] in cash, and the remaining one-third amount Tk. 3,899,412 shall be invested in accordance with the provisions) among all the eligible workers of the

company equally and the rest of the amount i.e. Tk. 2,924,559 has to be paid proportionately to (i) Welfare Fund and (ii) Workers Welfare Foundation Fund established under section 14 of the Bangladesh Workers Welfare Foundation Act 2006. But the company distributed only Tk. 3,337,575 to the workers and the other compliances of those sections of Bangladesh Labour Law, 2006 are yet to be complied with.

We conducted our audit in accordance with International Standards on Auditing (ISAs). Our responsibilities under those standards are further described in the Auditors' Responsibilities for the Audit of the Financial Statements section of our report. We are independent of the Company in accordance with the International Ethics Standards Board for Accountants' Code of Ethics for Professional Accountants (IESBA Code) together with the ethical requirements that are relevant to our audit of the financial statements in Bangladesh, and we have fulfilled our other ethical responsibilities in accordance with the IESBA Code. We believe that the audit evidence we have obtained is sufficient and appropriate to provide a basis for our qualified opinion.

Key Audit Matters

Key audit matters are those matters that, in our professional judgment, were of most significance in our audit of the financial statements of the current period. Those matters were addressed in context of our audit of the financial statements as a whole, and in forming our opinion thereon, and we do not provide a separate opinion on these matters. For each matter below, our description of how our audit addressed the matter is produced in the context.

Risk	Our response to the risk
Property, Plant& Equipment	
The carrying value of Property, Plant & Equipment as at 30 June 2021 was BDT 13,990,047,397. There are a number of are as where management judgment impacts the carrying value of Property, Plant & Equipment and the related depreciation profiles. These include: • Determining which costs meet the criteria for capitalization; • The estimation of economic useful lives and residual values assigned to Property, Plant & Equipment. We identified the carrying value of Property, Plant & Equipment as a key audit matter because of the high level of management judgment involved and because of its significance to the financial statements.	Our audit procedures to assess the carrying value of Property, Plant & Equipment included the following: • assessing the design, implementation and operating effectiveness of key internal controls over the completeness, existence and accuracy of Property, Plant & Equipment, including the key internal controls over the estimation of useful economic lives and residual values; • assessing, on a sample basis, costs capitalized during the year by comparing the costs capitalized with the relevant underlying documentation, which included purchase agreements and invoices, and assessing whether the costs capitalized met the relevant criteria for capitalization; and • Evaluating management's estimation of useful economic lives and residual values by considering our knowledge of the business.
See note no. 3.00 of the financial statements.	

Inventories (Stock and Stores)	
The NESCO had Inventories (Stock and Stores) of BDT 1,602,746,693 as at 30 June 2021. The Inventories (Stock and Stores) was a key audit matter because of some significance risk. These include: • Purchase authorization; • Availability of store for Inventories (Stock and Stores) and process of stocking; • Existence of Inventories (Stock and Stores) in warehouses; and • Disbursement/ delivery of Inventories (Stock and Stores).	Our audit procedures included, among others, the following: • Evaluated and selected systems and processes for Inventories (Stock and Stores) and tested a sample of key controls for establishing volumes and cost; • Evaluated the stocking process in the selected stores and undertook our own test of control; • Tested, on a sample basis, stocks of Inventories (Stock and Stores) to confirming existence by physical verification in warehouse; and • Evaluated the authorization for Inventories (Stock and Stores).
See note no. 5.00 of the financial statements.	
Accounts Receivables	
The carrying value of Accounts Receivables as at 30 June 2021 was BDT 6,607,408,558. Accounts Receivables was a key audit matter	For Accounts Receivables our key audit procedures included the following: • Obtaining an understanding of NESCO

Reporting on Other Information

Management is responsible for the other information. The other information comprises all of the information in the Annual report other than the financial statements and our auditors' report thereon. The directors are responsible for the other information.

Our opinion on the financial statements does not cover the other information and we do not express any form of assurance conclusion thereon.

In connection with our audit of the financial statements, our responsibility is to read the other information and, in doing so, consider whether the other information is materially inconsistent with the financial statements or our knowledge obtained in the audit or otherwise appears to be materially misstated.

If, based on the work we have performed, we conclude that there is a material misstatement of this other information; we are required to report that fact. We have nothing to report in this regard.

Responsibilities of Management and Those Charged with Governance for the Financial Statements and Internal Controls

Management is responsible for the preparation and fair presentation of the financial statements in accordance with IFRSs, the Companies Act 1994, the Securities and Exchange Rules 1987 and other applicable laws and regulations and for such internal control as management determines is necessary to enable the preparation of financial statements that are free from material misstatement, whether due to fraud or error.

In preparing the financial statements, management is responsible for assessing the Company's ability to continue as a going concern, disclosing, as applicable, matters related to going concern and using the going concern basis of accounting unless management either intends to liquidate the Company or to cease operations, or has no realistic alternative but to do so.

Those charged with governance are responsible for overseeing the Company's financial reporting process.

Auditor's Responsibilities for the Audit of the Financial Statements

Our objectives are to obtain reasonable assurance about whether the financial statements as a whole are free from material misstatement, whether due to fraud or error, and to issue an auditor's report that includes our opinion. Reasonable assurance is a high level of assurance, but is not a guarantee that an audit conducted in accordance with ISAs will always detect a material misstatement when it exists. Misstatements can arise from fraud or error and are considered material if, individually or in the aggregate, they could reasonably be expected to influence the economic decisions of users taken on the basis of these financial statements.

As part of an audit in accordance with ISAs, we exercise professional judgment and maintain professional skepticism throughout the audit. We also:

- Identify and assess the risks of material misstatement of the financial statements, whether due to fraud or error, design and perform audit procedures responsive to those risks, and obtain audit evidence that is sufficient and appropriate to provide a basis for our opinion. The risk of not detecting a material misstatement resulting from fraud is higher than for one resulting from error, as fraud may involve collusion, forgery, intentional omissions, misrepresentations, or the override of internal control.
- Obtain an understanding of internal control relevant to the audit in order to design audit procedures that are appropriate in the circumstances.
- Evaluate the appropriateness of accounting policies used and the reasonableness of accounting estimates and related disclosures made by management.
- Conclude on the appropriateness of management's use of the going concern basis of accounting and, based on the audit evidence obtained, whether a material uncertainty exists related to events or conditions that may cast significant doubt on the Company's ability to continue as a going concern. If we conclude that a material uncertainty exists, we are required to draw attention in our auditor's report to the related disclosures in the financial statements or, if such disclosures are inadequate, to modify our opinion. Our conclusions are based on the audit evidence obtained up to the date of our auditor's report. However, future events or conditions may cause the Company to cease to continue as a going concern.
- Evaluate the overall presentation, structure and content of the financial statements, including the disclosures, and whether the financial statements represent the underlying transactions and events in a manner that achieves fair presentation.
- We communicate with those charged with governance regarding, among other matters, the planned scope and timing of the audit and significant audit findings, including any significant deficiencies in internal control that we identify during our audit.

We also provide those charged with governance with a statement that we have complied with relevant ethical requirements regarding independence, and to communicate with them all relationships and other matters that may reasonably be thought to bear on our independence, and where applicable, related safeguards.

From the matters communicated with those charged with governance, we determine those matters that were of most significance in the audit of the financial statements of the current period and are therefore the key audit matters. We describe these matters in our auditor's report unless law or regulation precludes public disclosure about the matter or when, in extremely rare circumstances, we determine that a matter should not be communicated in our report because the adverse consequences of doing so would reasonably be expected to outweigh the public interest benefits of such communication.

Report on other Legal and Regulatory Requirements

In accordance with the Companies Act 1994, we also report that:

a) We have obtained all the information and explanations which to the best of our knowledge and belief were necessary for the purpose of our audit and made due verification thereof;

b) In our opinion, proper books of accounts, records and other statutory books as required by law have been kept by the Company so far as it appeared from our examinations of those books;

c) The Statement of Financial Position, Statement of Comprehensive Income, Statement of Changes in Equity and Statement of Cash Flows of the Company together with the annexed notes dealt with by the report are in agreement with the books of account and returns; and

d) The expenditure was incurred for the purpose of the Company's business.

Dated: Dhaka
06 October 2021

Aziz Halim Khair Choudhury
Chartered Accountants

Signed by:
Md. Aftab Uddin Ahmed FCA
Senior Partner
ICAB Enrollment # 804
DVC:

Northern Electricity Supply Company Limited

(An Enterprise of Bangladesh Power Development Board)

Statement of Financial Position
As at June 30, 2021

Figures in Tk.

Particulars	Notes	2021	2020 (Restated)	2020 (Audited)
ASSETS:				
Non-Current Assets		**20,211,817,602**	**14,166,186,108**	**11,459,897,358**
Property, Plant & Equipment	3.00	13,990,047,397	14,088,503,334	11,382,214,584
Project in Process	4.00	6,221,770,205	77,682,774	77,682,774
Current Assets		**13,109,534,629**	**13,462,297,540**	**12,738,286,290**
Inventories (Stock and Stores)	5.00	1,602,746,693	1,582,599,504	1,223,999,504
Accounts Receivable	6.00	6,607,408,558	6,521,972,639	6,156,561,389
Other Receivables	7.00	90,455,793	124,014,006	124,014,006
Advance, deposits and prepayments	8.00	146,450,014	121,012,797	121,012,798
Short Term Investment	9.00	2,871,589,276	3,028,163,694	3,028,163,694
Cash and Cash Equivalents	10.00	1,790,884,294	2,084,534,899	2,084,534,899
Total Assets		**33,321,352,231**	**27,628,483,650**	**24,198,183,649**
EQUITY AND LIABILITIES:				
Equity		**12,581,811,628**	**8,768,492,579**	**5,338,192,579**
Share capital	11.00	999,900	999,900	999,900
BPDB's Equity	12.00	11,772,400,000	11,772,400,000	8,342,100,000
Govt's Equity (Projects)	13.00	3,635,736,600	-	-
Retained Earnings/(Loss)		(2,827,324,872)	(3,004,907,321)	(3,004,907,321)
Non-Current Liabilities		**12,237,022,928**	**10,756,092,555**	**10,756,092,555**
Loan from BPDB	14.00	74,981,134	74,981,134	74,981,134
GoB. Loan (not yet due)	12.00	1,009,500,000	1,009,500,000	1,009,500,000
GoB. Loan (Project)	15.00	2,423,824,400	-	-
Foreign Loan (not yet due)	12.00	2,205,500,000	2,205,500,000	2,205,500,000
Gratuity Fund	16.00	653,016,022	463,843,149	463,843,149
Other Payables to BPDB	17.00	5,870,201,371	7,002,268,272	7,002,268,272
Current Liabilities		**8,502,517,677**	**8,103,898,515**	**8,103,898,515**
Security Deposit	18.00	1,690,100,685	1,517,190,928	1,517,190,928
Fund For Employee's APA Bonus	19.00	285,201,753	339,622,174	339,622,174
Accounts Payables- BPDB and PGCB	20.00	4,538,138,693	4,887,252,499	4,887,252,499
Accounts Payable- Contractors & Supplier	21.00	324,899,350	300,114,873	300,114,873
Accounts Payable- Others	22.00	278,917,629	52,711,778	52,711,778
Deposit Work	23.00	1,139,505,252	983,408,769	983,408,770
Liabilities for Expenses	24.00	509,904,797	368,744,718	368,744,718
Provision for WPPF	25.00	28,367,047	14,622,797	14,622,797
Provision for Income Tax	26.00	247,875,582	163,219,666	163,219,666
Clearing Accounts Balances	Annex-B	(540,393,110)	(522,989,687)	(522,989,687)
Total Equity and Liabilities		**33,321,352,231**	**27,628,483,650**	**24,198,183,649**

The annexed notes 1 to 39 and Annexure -'A to F' form an integral part of these financial statements.

Deputy Company Secretary

Executive Director (Finance)

Convener-Finance Committee

Managing Director

Chairman

Signed in terms of our separate report of even date annexed.

06 October 2021
Dhaka

Aziz Halim Khair Choudhury
Chartered Accountants

Northern Electricity Supply Company Limited

(An Enterprise of Bangladesh Power Development Board)

Statement of Profit or Loss and Other Comprehensive Income

For the year ended June 30, 2021

Figures in Tk.

Particulars	Notes	2021	2020 (Restated)	2020 (Audited)
Revenue from Operations		**27,100,374,868**	**23,907,407,225**	**23,907,407,225**
Energy Sales	27.00	26,665,656,654	23,579,723,636	23,579,723,636
Other Operating Income	35.00	434,718,214	327,683,589	327,683,589
Less: Cost of Energy Sales		**22,603,701,447**	**19,515,683,781**	**19,515,683,781**
Energy Purchase	28.00	21,412,728,820	18,461,231,733	18,461,231,733
Wheeling & Transmission Charge	29.00	1,190,972,627	1,054,452,048	1,054,452,048
Gross Profit		**4,496,673,422**	**4,391,723,443**	**4,391,723,443**
Less: Operating & Administrative Expenses		**4,303,562,570**	**4,356,207,369**	**4,356,207,369**
Distribution Operating Expenses	30.00	2,255,581,975	2,394,688,137	2,394,688,137
Distribution Maintenance Expenses	31.00	102,429,376	131,129,185	131,129,185
General Administrative Expenses	32.00	1,270,008,479	640,466,877	640,466,877
General Maintenance Expenses	33.00	7,339,288	7,038,642	7,038,642
Bad & Doubtful Debts	34.00	138,426,525	667,768,740	765,211,740
Depreciation (Operating)	Annex-A	445,998,588	437,149,393	360,625,393
Depreciation (Non Operating)	Annex-A	83,778,338	77,966,394	57,047,394
Profit/(Loss) from Operations		**193,110,852**	**35,516,075**	**35,516,075**
Add: Non Operating Income/(Expenses)		**165,607,469**	**181,800,987**	**181,800,987**
Interest Expenses	36.00	(133,571,306)	(174,053,626)	(174,053,626)
Other Non Operating Income	37.00	59,000,901	72,942,320	72,942,320
Interest Income	38.00	240,177,874	282,912,293	282,912,293
Profit/(Loss) before Contribution to WPPF		**358,718,321**	**217,317,062**	**217,317,061**
Less: Contribution to WPPF (5% on Profit before tax)		17,081,825	10,348,432	10,348,432
Profit/(Loss) before Tax		**341,636,496**	**206,968,630**	**206,968,630**
Provision of Income Tax	39.00	163,054,147	141,794,727	141,794,727
Profit/(Loss) after Tax		**178,582,349**	**65,173,903**	**65,173,903**

The annexed notes 1 to 39 and Annexure -'A to F' form an integral part of these financial statements.

Deputy Company Secretary

Executive Director (Finance)

Convener-Finance Committee

Managing Director

Chairman

Signed in terms of our separate report of even date annexed.

06 October 2021
Dhaka

Aziz Halim Khair Choudhury
Chartered Accountants

Northern Electricity Supply Company Limited

(An Enterprise of Bangladesh Power Development Board)

Statement of Changes in Equity

As at June 30, 2021

Particulars	Share Capital	Govt's Equity (Projects)	BPDB Equity	Retained Earnings	Total
Balance as on July 01, 2019	**999,900**	**-**	**8,342,100,000**	**(3,070,081,224)**	**5,273,018,676**
Profit/(loss) during the year	-	-	-	65,173,903	65,173,903
Balance as on June 30, 2020	**999,900**	**-**	**8,342,100,000**	**(3,004,907,321)**	**5,338,192,579**
Balance as on July 01, 2020	**999,900**	**-**	**8,342,100,000**	**(3,004,907,321)**	**5,338,192,579**
Add/ Less: Prior year Adjustment for depreciation up to 2019	-	-	-	(267,968,250)	(267,968,250)
Add/ Less: Prior year Adjustment for Bad & Doubtful Debts up to 2019	-	-	-	267,968,250	267,968,250
Add/ Less: Prior year Adjustment	-	-	3,430,300,000	-	3,430,300,000
Restated Opening Balance	**999,900**	**-**	**11,772,400,000**	**(3,004,907,321)**	**8,768,492,579**
Add:Govts Equity during the year	-	**3,635,736,600**	-	-	3,635,736,600
Add: Cash Dividend 2019-20	-	-	-	(999,900)	(999,900)
Profit/(loss) during the Month	-	-	-	178,582,349	178,582,349
Balance as on June 30, 2021	**999,900**	**3,635,736,600**	**11,772,400,000**	**(2,827,324,872)**	**12,581,811,628**

Deputy Company Secretary

Executive Director (Finance)

Convener-Finance Committee

Managing Director

Chairman

Northern Electricity Supply Company Limited

(An Enterprise Of Bangladesh Power Development Board)

Statement of Cash Flows

For the year ended June 30, 2021

Figures in Tk.

Particulars	2021	2020 (Restated)
Cash flows from operating activities		
Net profit/(loss) after Tax	178,582,349	65,173,903
Adjustment to net profit/(loss):		
Depreciation	529,776,927	515,115,787
Increase/(Decrease) in Liability for Expenses	141,160,079	(495,143,057)
Increase/(Decrease) in Accounts Payables- BPDB and PGCB	(349,113,806)	1,031,190,781
Increase/(Decrease) in Accounts Payable- Contractors & Supplier	24,784,477	260,666,271
Increase/(Decrease) in Accounts Payable- Others	226,205,850	47,944,900
Increase/(Decrease) in Other payables to BPDB	(1,132,066,901)	(1,051,468,985)
Increase/(Decrease) in Deposit Work	156,096,482	131,554,800
Increase/(Decrease) in Security Deposit	172,909,756	149,202,751
Increase/(Decrease) in Fund For Employees APA Bonus	(54,420,421)	159,622,174
Increase/(Decrease) in Gratuity	189,172,874	195,688,735
(Increase)/ Decrease in Accounts Receivables	(85,435,919)	467,989,308
(Increase)/ Decrease in Other Receivables	33,558,213	(37,396,903)
(Increase)/ Decrease in Stores and stock	(20,147,189)	(588,064,729)
(Increase)/ Decrease in Advance, deposit and prepayment	(25,437,217)	(24,969,235)
(Increase)/ Decrease in Clearing Accounts	(17,403,422)	(912,163,035)
(Increase)/ Decrease in WPPF	13,744,250	10,348,433
(Increase)/ Decrease in Provision for Income Tax	84,655,916	141,794,727
A. Net Cash (used)/provided operating activities	**66,622,297**	**67,086,626**
Cash flows from investing activities		
Acquisition of fixed assets	(431,320,990)	(3,107,060,381)
Short Term Investments	156,574,418	(42,878,051)
Project in Process	(6,144,087,431)	(77,682,774)
B. Net Cash used in investing activities	**(6,418,834,003)**	**(3,227,621,206)**
Cash flows from financing activities:		
BPDB's Equity	-	3,430,300,000
Govt's Equity (Projects)	3,635,736,600	-
GoB. Loan (Project)	2,423,824,400	-
Cash Dividend	(999,900)	
C. Net Cash generated in financing activities	**6,058,561,100**	**3,430,300,000**
Increase/(Decrease) in cash and cash equivalent (A+B+C)	**(293,650,606)**	**269,765,420**
Cash and cash equivalent at beginning of the year	2,084,534,899	1,814,769,479
Cash and Cash equivalent at end of the year (As per Note: 10)	**1,790,884,294**	**2,084,534,899**

Deputy Company Secretary

Executive Director (Finance)

Convener-Finance Committee

Managing Director

Chairman

Northern Electricity Supply Company Limited

(An Enterprise of Bangladesh Power Development Board)

Notes of the Financial Statements

For the Year ended 30 June 2021

1. Legal Status & Nature of the Company. Signature Accounting Policies and other Relevant Information:

1.1 Legal Status:

Northern Electricity Supply Company Limited (NESCO) was incorporated as a public Limited Company by shares, on 03 August, 2005 with Authorized Capital of TK.2,500,000,000.00 divided into 25,000,000 ordinary shares of Tk.100 each and paid up Capital of TK. 999,900.00 divided into 9,999 ordinary shares of Tk.100 each per share. It is an Enterprise of Bangladesh Power Development Board (BPDB).

1.1.1 Principal Activities:

The main objective of the Company is to distribute quality electricity to its consumers effectively and efficiently. NESCO started its commercial operations from 01 October 2016 in Rajshahi & Rangpur Division area as per Govt. decision vide order no বিদ্যুৎ, জ্বালানি ও খনিজ সম্পদ মন্ত্রনালয় এর স্মারক নং- ২৭.০০.০০০০.০৮৮.৯৯.০০৬.১৬.৩৩৬, তারিখঃ ২০.০৯.২০১৬.

1.1 Basis of Accounting:

The Financial Statements have been prepared on historical cost convention in accordance with International Financial Reporting Standards (IFRSs), except where otherwise mentioned, and are in compliance with the relevant requirements of the Companies Act, 1994, the Securities and Exchange Rules 1987 and other applicable laws and regulations.

1.2 Property, Plant & Equipment:

Valuation of Property, Plants & Equipment purchased by NESCO

All properties handed over by Bangladesh Power Development Board (BPDB) vide order no বিদ্যুৎ,জ্বালানি ও খনিজ সম্পদ মন্ত্রনালয় এর স্মারক নং- ২৭.০০.০০০০.০৮৮.৯৯.০০৬.১৬.৩৩৬, তারিখঃ ২০.০৯.২০১৬. after 01.10.2016 Some Plant& equipment purchased by NESCO Ltd are recorded at cost considering its purchase price and any directly attributable cost of bringing the assets to working condition for intended use inclusive of inward freight, duties and non-returnable taxes. Provisional Vender agreement was signed on 24 June 2021 by Bangladesh Power Development Board (BPDB) and NESCO Ltd.

1.4. Depreciation:

1.4.1 Depreciation is charged at straight line method at rates varying from 3% to 10% depending on category and economic life of the Assets as under: NESCO Charged depreciation average 6 Month basis for addition amount of current year.

Categories	Rate (%)
Land & Land Development	Nil
Building & Others	3%
Computer and Equipment	10%
Furniture	10%
Distribution line and 'Electric Equipment	3%
Motor Vehicles	10%

1.4.2 Full year's depreciation is charged on assets which handed over by BPDB and acquired assets during the year depreciation is charged average six months' basis as procured in the whole year .

1.5 Stores & Spares:

Stores & Spares have been started at the lower of cost and net realizable in accordance with IAS 2 "inventories" after making due allowance for any obsolete or slow moving items. The cost of inventories is assigned by using weighted average cost method.

2. Significant Accounting Policies and Basis for preparation of Financial Statements:

2.1 Statement of Compliance

The Financial Statements of NESCO have been prepared in accordance with the International Accounting Standards (IASs) and International Financial Reporting Standards (IFRSs), Companies Act 1994, and other applicable Laws and Regulations.

2.2 Measurement bases used in preparing the Financial Statements

The financial statements have been prepared based on the accrual basis of accounting following going concern assumption and prepared under the historical cost convention.

2.3 Functional and Presentational Currency

The financial statements are prepared in Bangladesh Taka (Tk.), which is the company's currency. All financial information presented in Taka has been rounded off to the nearest integer.

2.4 Components of Financial Statements:

According to International Accounting Standard (IAS)-1, "presentation of financial statements" the complete set of financial statements includes the following components:

(i) Statement of Financial Position
(ii) Statement of Profit or Loss and Other Comprehensive Income
(iii) Statement of Changes in Equity and
(iv) Statement of Cash Flows
(v) Notes to the Financial Statements.

2.5 Cash and Cash Equivalents:

Cash comprises of cash at banks. IAS-1 "presentation of financial statement provides that cash and cash equivalents are not restricted in use. Cash in hand and bank balances have been considered as cash and cash equivalents.

2.6 Revenue Recognition:

(a) The Company recognizes revenue of energy on issue of bills to the consumers for consumption of energy, demand charge, service charge, meter and transformer rent.

(b) Other operating income arising from connection / disconnection fees, bills against materials, meter-testing, LPC (Late Payment Surcharge) etc. are recognized on cash basis.

(c) Interest on short –term deposits (STD) and FDR's with banks is recognized as income on accrual basis.

2.7 Statement of Cash Flows:

Statement of Cash Flows is prepared principally in accordance with IAS 7 "Statement of Cash Flows" and the cash flow from operating activities has been presented under the indirect method as required by the Securities and Exchange Rules 1987 and considering the provisions that Enterprises are encouraged to Report Cash Flows from Operating Activities using the "Indirect Method".

2.8 Accounts Receivable:

Accounts Receivable for energy stated at realizable amount.

2.9 Related Party Transaction:

The "related party" as per IAS -24 is Bangladesh Power Development Board (BPDB).

2.10 Earning per shares:

(a) Basic Earning per shares (BEPS): Basic Earnings per share has been calculated by dividing the earning attributable to the number of shares (ordinary) outstanding during the year. However, neither the "GOB Equity "nor the "Share Deposit" amounts have been considered for determining BEPS and no shares have been allotted against these receipts. BEPS calculation has been showing note no.11.01.

(b) Diluted Earnings Per Share: No diluted Earnings per share was required to be calculated for the year under review as there is no scope for dilution of Earnings per share for the year.

2.11 Retirement Benefit Plants:

(a) Contributory Provident Fund: The company maintains a Contributory Provident Fund (CPF) recognized by the National Board of Revenue (NBR). The employees contribute 10% of their basic salary and the company also contributes equivalent amount in the said fund. The fund is managed and operated by a Board of Trustees. The net earnings of the fund are apportioned to the Fund member's accounts at the end of the year.

(b) Gratuity: The company maintains a Gratuity Fund under the Gratuity Scheme, the company pays to a retired employee having completed at least 3(three) years of service, at the rate of two and half month's last drawn basic salary for every completed year of service. The company pays to the fund for the liability of the end of each year considering the number of years of service of employees eligible under the scheme.

(c) Group Insurance: Company has Group Insurance policy.

2.12 Taxation: Company's ETIN registration (e-TIN No: 328135896520) received July-17, 2018.

2.13 VAT: Company's BIN registration (BIN No: 001293137-1101) received October 01, 2019.

2.14 Reporting Period:

The accounting year of the company covers the year ended from 1 July 2020 to 30 June 2021.

2.15 Date of authorization:

These financial statements have been authorized for issue by the Board of Directors of the Company on October ……., 2021.

2.16 General

i. Figures shown in the accounts have been rounded off to the nearest taka.

ii. These notes form an integral part of the annexed financial statements and accordingly are to be read in conjunction therewith.

iii. Figures of previous year have been re-arranged whenever necessary to confirm to current year's presentation.

Northern Electricity Supply Company Limited
(An Enterprise of Bangladesh Power Development Board)
Notes to the Financial Statement
As at 30 June 2021

Figures in Tk.

Notes	Particulars	As At 30 June 2021	As at 2020 (Restated)	As at 2020 (Audited)
3.00	**Property, Plant & Equipment**			
	Cost (A)			
	Opening Balance	**16,126,554,589**	**13,054,854,589**	**12,751,525,960**
	Add: Addition during the year	431,320,990	3,071,700,000	303,328,629
		16,557,875,579	**16,126,554,589**	**13,054,854,589**
	Less: Prior year Adjustment	-	-	-
	Closing Balance	**16,557,875,579**	**16,126,554,589**	**13,054,854,589**
	Accumulated Depreciation (B)			
	Opening Balance	**2,038,051,255**	**1,254,967,218**	**1,254,967,218**
	Add: Prior year depreciation adjustment up to 2019	-	267,968,250	-
	Add: Charged during the year	529,776,927	515,115,787	417,672,787
		2,567,828,182	**2,038,051,255**	**1,672,640,005**
	Less: Adjustment during the Year	-	-	-
	Closing Balance	**2,567,828,182**	**2,038,051,255**	**1,672,640,005**
	Written Down Value (WDV)	**13,990,047,397**	**14,088,503,334**	**11,382,214,584**
3.01	Details of property, plant & equipment and depreciation are shown in "Annexure-A & Prior year " Annexure-A/1, A/2, A/3, A/4"			
4.00	**Project in Process**			
	Opening Cash balance	**77,682,774**	**-**	**-**
	Add: Fund Received	6,144,207,560	81,361,959	81,361,959
		6,221,890,335	**81,361,959**	**81,361,959**
	Less: Closing Cash Balance	120,129	3,679,185	3,679,185
	Closing balance	**6,221,770,205**	**77,682,774**	**77,682,774**
5.00	**Inventories (Stock & Stores)**			
	Opening Balance	**1,582,599,504**	**1,223,999,504**	**994,534,775**
	Add: Addition during the year	111,940,244	358,600,000	311,267,426
		1,694,539,748	**1,582,599,504**	**1,305,802,201**
	Less: Consumption during the year	91,793,055	-	81,802,697
	Closing balance	**1,602,746,693**	**1,582,599,504**	**1,223,999,504**
6.00	**Accounts Receivable**			
	Accounts Receivable- Consumers(6.01)	**6,607,408,558**	**6,521,972,639**	**6,156,561,389**
6.01	**Accounts Receivable- Consumers**			
	Opening Balance	**7,620,769,324**	**6,989,961,947**	**6,989,961,947**
	Add: Addition during the year	26,665,656,654	23,579,723,636	23,579,723,636
		34,286,425,978	**30,569,685,583**	**30,569,685,583**
	Less: Collection during the year	26,441,794,210	22,948,916,259	22,948,916,259
	Closing balance	**7,844,631,768**	**7,620,769,324**	**7,620,769,324**
	Less: Provision for bad debt			
	Opening balance	**1,098,796,685**	**698,996,195**	**698,996,195**
	Provision made during the year	138,426,525	667,768,740	765,211,740
	Less: Prior year Adjustment up to 2019	-	267,968,250	-
	Closing balance	**1,237,223,210**	**1,098,796,685**	**1,464,207,935**
	Net Accounts Receivable-Consumers	**6,607,408,558**	**6,521,972,639**	**6,156,561,389**

7.00	**Other Receivables**			
	Interest Receivable from FDR (7.01)	**90,455,793**	**124,014,006**	**124,014,006**
7.01	**Interest Receivable from FDR**			
	Opening Balance	**124,014,006**	**86,617,103**	**86,617,103**
	Add: Addition during the year	90,455,793	124,014,006	124,014,006
		214,469,799	**210,631,109**	**210,631,109**
	Less: Collection during the year	124,014,006	86,617,103	86,617,103
	Closing balance	**90,455,793**	**124,014,006**	**124,014,006**
8.00	**Advance deposits & prepayments**			
	Tax deducted at source(8.01)	65,742,226	38,256,593	38,256,594
	Security for Telephone (8.02)	18,650	18,650	18,650
	Advance to Contractors and Suppliers (8.03)	6,992,217	6,932,000	6,932,000
	Advance to Employees(8.04)	24,491,860	24,611,860	24,611,860
	Temporary Advances(8.05)	11,957,061	13,945,694	13,945,694
	Advance to house Rent.	648,000	648,000	648,000
	Prepaid Rent.	36,600,000	36,600,000	36,600,000
	Total	**146,450,014**	**121,012,797**	**121,012,798**
8.01	**Tax deducted at source**			
	Opening balance	**38,256,594**	**15,899,891**	**15,899,891**
	Add: Addition during the year	27,485,632	22,356,702	22,356,702
		65,742,226	**38,256,593**	**38,256,594**
	Less: Adjustment during the year	-	-	-
	Closing balance	**65,742,226**	**38,256,593**	**38,256,594**
8.02	**Security for Telephone .**			
	Opening balance	18,650	18,650	18,650
	Add: Addition during the year	-	-	-
		18,650	**18,650**	**18,650**
	Less: Adjustment during the year	-	-	-
	Closing balance	**18,650**	**18,650**	**18,650**
8.03	**Advance to Contractors and Suppliers**			
	Opening balance	**6,932,000**	**5,366,000**	**5,366,000**
	Add: Addition during the year	60,217	1,850,000	1,850,000
		6,992,217	**7,216,000**	**7,216,000**
	Less: Adjustment during the year	-	284,000	284,000
	Closing balance	**6,992,217**	**6,932,000**	**6,932,000**
8.04	**Advance to Employees**			
	Opening balance	**24,611,860**	**32,369,095**	**32,369,095**
	Add: Addition during the year	1,220,848	3,770,965	3,770,965
		25,832,708	**36,140,060**	**36,140,060**
	Less: Adjustment during the year	1,340,848	11,528,200	11,528,200
	Closing balance	**24,491,860**	**24,611,860**	**24,611,860**

8.05	**Temporary Advances**			
	Opening balance	**13,945,694**	**5,141,926**	**5,141,926**
	Add: Addition during the year	43,441,514	59,208,379	59,208,379
		57,387,208	**64,350,305**	**64,350,305**
	Less: Adjustment during the year	45,430,147	50,404,611	50,404,611
	Closing balance	**11,957,061**	**13,945,694**	**13,945,694**
9.00	**Short Term Investment**			
	FDR	**2,219,894,517**	**2,709,550,390**	**2,709,550,390**
	AB Bank Ltd	-	487,156,375	487,156,375
	BASIC Bank Ltd.	1,271,493,928	820,943,097	820,943,097
	Bangladesh Commerce Bank Ltd.	1,750,000	-	-
	Bangladesh Development Bank Ltd.	-	226,385,844	226,385,844
	First Security Islami Bank Ltd	216,712,622	177,436,643	177,436,643
	IDLC Finance Ltd	21,425,000	20,000,000	20,000,000
	IPDC Finance Ltd	20,000,000	-	-
	Janata Bank Ltd.	10,146,407	1,379,533	1,379,533
	Mercantile Bank Ltd	-	33,782,150	33,782,150
	Midland Bank Ltd	-	9,400,000	9,400,000
	Modhumoti Bank Ltd.	-	87,902,981	87,902,981
	National Bank Ltd	-	30,930,000	30,930,000
	ONE Bank Ltd	-	53,600,000	53,600,000
	Premier Bank Ltd	-	191,719,525	191,719,525
	Rupali Bank Ltd.	677,366,560	548,914,242	548,914,242
	NRB Global Bank Ltd	1,000,000	-	-
	Trust Bank Ltd	-	20,000,000	20,000,000
	FDR for Gratuity	**651,694,759**	**318,613,304**	**318,613,304**
	BASIC Bank Ltd.	235,222,278	167,404,833	167,404,833
	Bangladesh Development Bank Ltd.	241,117,520	-	-
	First Security Islami Bank Ltd	83,139,398	-	-
	Janata Bank Ltd.	33,942,795	-	-
	Rupali Bank Ltd.	411,368	97,425,471	97,425,471
	Trust Bank Ltd	57,861,400	53,783,000	53,783,000
	Total	**2,871,589,276**	**3,028,163,694**	**3,028,163,694**
10.00	**Cash and Cash Equivalent**			
	Cash in Hand (Petty Cash)	765,500	705,500	705,500
	Cash at Banks (10.01)	1,790,118,794	2,083,829,399	2,083,829,399
		1,790,884,294	**2,084,534,899**	**2,084,534,899**
10.01	**SND & CD Accounts with Banks**			
	Cash in Bank-Local Collection Account	1,435,211,648	1,870,776,464	1,870,776,464
	Cash in Bank-Miscellaneous Collection Account	23,453,084	13,878,487	13,878,487
	Cash in Bank-Consumers Security Deposit Account	20,950,281	14,347,365	14,347,365
	Cash in Bank-Regional Accounting Office	35,242,119	58,940,906	58,940,906
	Cash in Bank-Regional Collection Account	46,244,745	57,486,005	57,486,005
	Cash in Bank- Regional Miscellaneous Collection Account	7,110,355	848,659	848,659
	Cash in Bank-Regional Consumers Security Deposit Account	2,319,056	1,263,711	1,263,711
	Cash in Bank- Deposit Account	10,816,998	16,553,378	16,553,378
	Cash at Bank -Central Bank Account(SPC)	202,384,863	43,942,116	43,942,116
	Cash In Hand-Central Consumers Security Deposit Account	755,014	967,681	967,681
	Cash In Hand-Revenue Misc.	1,289,452	338,907	338,907
	Cash In Hand-Deposits Works	4,026,660	3,028,318	3,028,318
	Cash In Hand-Meter Account	314,519	1,457,403	1,457,403
		1,790,118,794	**2,083,829,399**	**2,083,829,399**

11.00 Share Capital

Authorized Capital			
2,50,00,000 Ordinary Share capital@tk 100 each	**2,500,000,000**	**2,500,000,000**	**2,500,000,000**
Subscribed & paid up capital			
9,999 Ordinary Share capital@tk 100 each	**999,900**	**999,900**	**999,900**

11.01 Basic Earning per share (EPS) Disclosure Under IAS 33" Earning per share"

(A) Net Profit after Tax	178,582,349	65,173,903	65,173,903
(B) Weighted Avg. Number of Ordinary Shares Outstanding	9,999	9,999	9,999
(C) BEPS (A/B)	**17,860**	**6,518**	**6,518**

11.02 Composition of shareholding:

The composition of Share holding position as of June 30, 2021 is as follows:

Particular	No of share holders	Number of share	% of share Capital	% of share Capital
Bangladesh Power Development Board (BPDB)	1	9,991	99.92%	99.92%
Others	8	8	0.08%	0.08%
Total	**9**	**9,999**	**100.00%**	**100%**

11.03 Diluted Earning Per Share

No diluted earnings per share is required to be calculated as there was no scope for dilatation during the year

12.00 BPDB Equity

Opening balance	**15,853,400,000**	**12,423,100,000**	**12,423,100,000**
Add: Addition during the year	-	-	-
Add: Prior year adjustment	-	3,430,300,000	-
	15,853,400,000	**15,853,400,000**	**12,423,100,000**
Less: BPDB'S Liabilities	4,081,000,000	4,081,000,000	4,081,000,000
Closing balance	**11,772,400,000**	**11,772,400,000**	**8,342,100,000**

A Assets:

Building	827,600,000	445,300,000	382,300,000
Plant and Machinery	13,995,900,000	2,550,800,000	11,445,100,000
Vehicles	133,200,000	114,100,000	19,100,000
Furniture and fixture	76,300,000	(38,500,000)	114,800,000
Stores	820,400,000	358,600,000	461,800,000
Total Assets	**15,853,400,000**	**3,430,300,000**	**12,423,100,000**

B. Liabilities

Consumer Security Deposits	866,000,000	866,000,000	866,000,000
Govt loan (not yet due)	1,009,500,000	1,009,500,000	1,009,500,000
Foreign Loan (not yet due)	2,205,500,000	2,205,500,000	2,205,500,000
Total Liabilities	**4,081,000,000**	**4,081,000,000**	**4,081,000,000**

Note: As per provisional vender agreement by Bangladesh Power Development Board (BPDB) and NESCO Ltd.

13.00	**Govt's Equity (Projects)**			
	Smart Prepayment Metering Project	1,090,260,000	-	-
	Extension & Renovation of Rajshahi Division	1,312,161,600	-	-
	Extension & Renovation of Rangpur Division	1,233,315,000	-	-
	Total Govt's Equity	**3,635,736,600**	-	-
14.00	**Loan From BPDB**			
	Janata Bank Ltd (A.Gani Road Br.)	10,470,250	10,470,250	10,470,250
	Agrani Bank Ltd (WAPDA Branch)	8,743,250	8,743,250	8,743,250
	Agrani Bank Ltd (WAPDA Branch)	16,124,700	16,124,700	16,124,700
	Pubali Bank Ltd (Dhaka branch.)	23,804,057	23,804,057	23,804,057
	AB Bank Ltd (Dhaka branch.)	6,838,777	6,838,777	6,838,777
	Add: Addition during the year	10,000,000	10,000,000	10,000,000
		75,981,034	**75,981,034**	**75,981,034**
	Less: Adjusted with share capital	999,900	999,900	999,900
	Closing balance	**74,981,134**	**74,981,134**	**74,981,134**
15.00	**Govt's Loan (Projects)**			
	Smart Prepayment Metering Project	726,840,000	-	-
	Extension & Renovation of Rajshahi Division	874,774,400	-	-
	Extension & Renovation of Rangpur Division	822,210,000	-	-
	Total Govt's Loan	**2,423,824,400**	-	-
16.00	**Gratuity**			
	Opening balance	463,843,149	268,154,414	268,154,414
	Add: During the year	200,254,541	195,688,735	195,688,735
		664,097,690	**463,843,149**	**463,843,149**
	Less: Adjustment during the year	11,081,668	-	-
	Closing balance	**653,016,022**	**463,843,149**	**463,843,149**
17.00	**Other Payables to BPDB**			
	This has been made as per Vendor Agreement:			
	Cash and cash equivalents	-	1,097,468,272	1,097,468,272
	Accounts Receivables	5,609,501,371	5,644,100,000	5,644,100,000
	Advance to Employee	219,100,000	219,100,000	219,100,000
	Advance to Contractor	5,000,000	5,000,000	5,000,000
	Prepaid and Deposit	36,600,000	36,600,000	36,600,000
	Closing balance	**5,870,201,371**	**7,002,268,272**	**7,002,268,272**
18.00	**Security Deposit**			
	Consumers(18.01)	1,668,400,873	1,491,991,061	1,491,991,061
	Contractors and Suppliers (18.02)	21,699,812	25,199,867	25,199,867
	Total	**1,690,100,685**	**1,517,190,928**	**1,517,190,928**

18.01 Security Deposit-Consumers			
Consumer Security Deposits of BPDB	866,000,000	866,000,000	866,000,000
Consumer Security Deposits of NESCO	468,203,467	468,203,467	468,203,467
	1,334,203,467	**1,334,203,467**	**1,334,203,467**
Last Year Addition	**157,787,594**	-	-
Addition during the year	177,229,811	157,860,794	157,860,794
	1,669,220,873	**1,492,064,261**	**1,492,064,261**
Adjustment during the year	820,000	73,199	73,199
Closing balance	**1,668,400,873**	**1,491,991,061**	**1,491,991,061**
18.02 Security Deposit-Contractors and Suppliers			
Opening balance	**25,199,867**	**33,784,710**	**33,784,710**
Addition during the year	44,658,214	27,088,256	27,088,256
	69,858,081	**60,872,966**	**60,872,966**
Adjustment during the year	48,158,269	35,673,099	35,673,099
Closing balance	**21,699,812**	**25,199,867**	**25,199,867**
19.00 Fund For Employees APA Bonus			
Opening Balance	**339,622,174**	**180,000,000**	**180,000,000**
Addition during the year	10,000,000	173,600,988	173,600,988
	349,622,174	**353,600,988**	**353,600,988**
Payment during the year	64,420,421	13,978,814	13,978,814
Closing balance	**285,201,753**	**339,622,174**	**339,622,174**
20.00 Accounts Payables-BPDB and PGCB			
Electricity purchase-BPDB (20.01)	4,226,324,936	4,558,756,666	4,558,756,666
Wheeling charge-PGCB (20.02)	311,813,757	328,495,832	328,495,832
Closing balance	**4,538,138,693**	**4,887,252,499**	**4,887,252,499**
20.01 Electricity purchase-BPDB			
Opening balance	**4,558,756,666**	**3,769,076,334**	**3,769,076,334**
Addition during the year	21,747,193,475	18,461,231,733	18,461,231,733
	26,305,950,141	**22,230,308,067**	**22,230,308,067**
Payment during the year	22,079,625,205	17,671,551,401	17,671,551,401
Closing balance	**4,226,324,936**	**4,558,756,666**	**4,558,756,666**
20.02 Wheeling charge-PGCB			
Opening balance	**328,495,832**	**86,985,384**	**86,985,384**
Addition during the year	1,162,311,567	1,001,729,446	1,001,729,446
	1,490,807,399	**1,088,714,829**	**1,088,714,829**
Payment during the year	1,178,993,642	760,218,997	760,218,997
Closing balance	**311,813,757**	**328,495,832**	**328,495,832**
21.00 Accounts Payables-Contractors and Suppliers			
Opening balance	**300,114,873**	**39,448,602**	**39,448,602**
Addition during the year	309,140,972	296,339,292	296,339,292
	609,255,845	**335,787,894**	**335,787,894**
Adjustment/Payment during the year	284,356,495	35,673,021	35,673,021
Closing balance	**324,899,350**	**300,114,873**	**300,114,873**

18.01	**Security Deposit-Consumers**			
	Consumer Security Deposits of BPDB	866,000,000	866,000,000	866,000,000
	Consumer Security Deposits of NESCO	468,203,467	468,203,467	468,203,467
		1,334,203,467	**1,334,203,467**	**1,334,203,467**
	Last Year Addition	**157,787,594**	-	-
	Addition during the year	177,229,811	157,860,794	157,860,794
		1,669,220,873	**1,492,064,261**	**1,492,064,261**
	Adjustment during the year	820,000	73,199	73,199
	Closing balance	**1,668,400,873**	**1,491,991,061**	**1,491,991,061**
18.02	**Security Deposit-Contractors and Suppliers**			
	Opening balance	**25,199,867**	**33,784,710**	**33,784,710**
	Addition during the year	44,658,214	27,088,256	27,088,256
		69,858,081	**60,872,966**	**60,872,966**
	Adjustment during the year	48,158,269	35,673,099	35,673,099
	Closing balance	**21,699,812**	**25,199,867**	**25,199,867**
19.00	**Fund For Employees APA Bonus**			
	Opening Balance	**339,622,174**	**180,000,000**	**180,000,000**
	Addition during the year	10,000,000	173,600,988	173,600,988
		349,622,174	**353,600,988**	**353,600,988**
	Payment during the year	64,420,421	13,978,814	13,978,814
	Closing balance	**285,201,753**	**339,622,174**	**339,622,174**
20.00	**Accounts Payables-BPDB and PGCB**			
	Electricity purchase-BPDB (20.01)	4,226,324,936	4,558,756,666	4,558,756,666
	Wheeling charge-PGCB (20.02)	311,813,757	328,495,832	328,495,832
	Closing balance	**4,538,138,693**	**4,887,252,499**	**4,887,252,499**
20.01	**Electricity purchase-BPDB**			
	Opening balance	**4,558,756,666**	**3,769,076,334**	**3,769,076,334**
	Addition during the year	21,747,193,475	18,461,231,733	18,461,231,733
		26,305,950,141	**22,230,308,067**	**22,230,308,067**
	Payment during the year	22,079,625,205	17,671,551,401	17,671,551,401
	Closing balance	**4,226,324,936**	**4,558,756,666**	**4,558,756,666**
20.02	**Wheeling charge-PGCB**			
	Opening balance	**328,495,832**	**86,985,384**	**86,985,384**
	Addition during the year	1,162,311,567	1,001,729,446	1,001,729,446
		1,490,807,399	**1,088,714,829**	**1,088,714,829**
	Payment during the year	1,178,993,642	760,218,997	760,218,997
	Closing balance	**311,813,757**	**328,495,832**	**328,495,832**
21.00	**Accounts Payables-Contractors and Suppliers**			
	Opening balance	**300,114,873**	**39,448,602**	**39,448,602**
	Addition during the year	309,140,972	296,339,292	296,339,292
		609,255,845	**335,787,894**	**335,787,894**
	Adjustment/Payment during the year	284,356,495	35,673,021	35,673,021
	Closing balance	**324,899,350**	**300,114,873**	**300,114,873**

22.00 Accounts Payables-Others			
Accounts Payables-Others (22.01)	17,782,895	11,927,440	11,927,440
Bank Overdraft (22.02)	211,394,914	(2,170,703)	(2,170,703)
Back Service Benefit, GPF, Pension (22.03)	49,739,820	42,955,042	42,955,042
	278,917,629	**52,711,778**	**52,711,778**
22.01 Accounts Payables-Others			
Opening balance	**11,927,440**	**1,363,771**	**1,363,771**
Addition during the year	17,638,644	11,790,369	11,790,369
	29,566,083	**13,154,140**	**13,154,140**
Adjustment during the year	11,783,189	1,226,700	1,226,700
Closing balance	**17,782,895**	**11,927,440**	**11,927,440**
22.02 Bank Overdraft			
Opening balance	**(2,170,703)**	**(1,179)**	**(1,179)**
Addition during the year	4,488,377,309	4,112,710,205	4,112,710,205
	4,486,206,605	**4,112,709,027**	**4,112,709,027**
Adjustment during the year	4,274,811,691	4,114,879,730	4,114,879,730
Closing balance	**211,394,914**	**(2,170,703)**	**(2,170,703)**
22.03 Back Service Benefit, GPF, Pension			
Opening balance	**42,955,042**	**-**	**-**
Addition during the year	1,378,817,041	2,989,908,532	2,989,908,532
	1,421,772,083	**2,989,908,532**	**2,989,908,532**
Adjustment during the year	1,372,032,263	2,946,953,491	2,946,953,491
Closing balance	**49,739,820**	**42,955,042**	**42,955,042**
23.00 Deposit Work			
Opening balance	**983,408,770**	**851,853,969**	**851,853,969**
Addition during the year	201,588,301	246,041,966	246,041,966
	1,184,997,070	**1,097,895,936**	**1,097,895,936**
Adjustment during the year	45,491,819	114,487,166	114,487,166
Closing balance	**1,139,505,252**	**983,408,770**	**983,408,770**
24.00 Liability for expenses			
Employees other salary deduction (24.01)	479	-	-
Audit fee	225,000	218,500	218,500
Group Insurance	733	733	733
Withholding tax	(14,916)	14,748	14,748
VAT Payable (Supplier)	472,616	-	-
VAT Payable (Energy Sales)	45,472,132	23,144,642	23,144,642
CBA Subscription	374,900	374,900	374,900
AIT on PGCB Bill	12,808,270	13,636,288	13,636,288
Benevolent Fund Contribution	748,375	(229,403)	(229,403)
Interest Payable on Various Loan (24.02)	449,752,547	331,168,813	331,168,814
Dividend Payable	800	-	-
Others Expenses	63,861	415,497	415,497
Total	**509,904,797**	**368,744,718**	**368,744,718**

22.00 Accounts Payables-Others			
Accounts Payables-Others (22.01)	17,782,895	11,927,440	11,927,440
Bank Overdraft (22.02)	211,394,914	(2,170,703)	(2,170,703)
Back Service Benefit, GPF, Pension (22.03)	49,739,820	42,955,042	42,955,042
	278,917,629	**52,711,778**	**52,711,778**
22.01 Accounts Payables-Others			
Opening balance	**11,927,440**	**1,363,771**	**1,363,771**
Addition during the year	17,638,644	11,790,369	11,790,369
	29,566,083	**13,154,140**	**13,154,140**
Adjustment during the year	11,783,189	1,226,700	1,226,700
Closing balance	**17,782,895**	**11,927,440**	**11,927,440**
22.02 Bank Overdraft			
Opening balance	**(2,170,703)**	**(1,179)**	**(1,179)**
Addition during the year	4,488,377,309	4,112,710,205	4,112,710,205
	4,486,206,605	**4,112,709,027**	**4,112,709,027**
Adjustment during the year	4,274,811,691	4,114,879,730	4,114,879,730
Closing balance	**211,394,914**	**(2,170,703)**	**(2,170,703)**
22.03 Back Service Benefit, GPF, Pension			
Opening balance	**42,955,042**	**-**	**-**
Addition during the year	1,378,817,041	2,989,908,532	2,989,908,532
	1,421,772,083	**2,989,908,532**	**2,989,908,532**
Adjustment during the year	1,372,032,263	2,946,953,491	2,946,953,491
Closing balance	**49,739,820**	**42,955,042**	**42,955,042**
23.00 Deposit Work			
Opening balance	**983,408,770**	**851,853,969**	**851,853,969**
Addition during the year	201,588,301	246,041,966	246,041,966
	1,184,997,070	**1,097,895,936**	**1,097,895,936**
Adjustment during the year	45,491,819	114,487,166	114,487,166
Closing balance	**1,139,505,252**	**983,408,770**	**983,408,770**
24.00 Liability for expenses			
Employees other salary deduction (24.01)	479	-	-
Audit fee	225,000	218,500	218,500
Group Insurance	733	733	733
Withholding tax	(14,916)	14,748	14,748
VAT Payable (Supplier)	472,616	-	-
VAT Payable (Energy Sales)	45,472,132	23,144,642	23,144,642
CBA Subscription	374,900	374,900	374,900
AIT on PGCB Bill	12,808,270	13,636,288	13,636,288
Benevolent Fund Contribution	748,375	(229,403)	(229,403)
Interest Payable on Various Loan (24.02)	449,752,547	331,168,813	331,168,814
Dividend Payable	800	-	-
Others Expenses	63,861	415,497	415,497
Total	**509,904,797**	**368,744,718**	**368,744,718**

24.01 Employees other salary deduction			
Opening balance	-	-	-
Addition during the year	377,806	4,221,130	4,221,130
	377,806	**4,221,130**	**4,221,130**
Adjustment during the year	377,327	4,221,130	4,221,130
Closing balance	**479**	**-**	**-**
24.02 Interest Payable on Various Loan			
Loan from BPDB	74,981,134	74,981,134	74,981,134
GoB. Loan (Not yet Due)	1,009,500,000	1,009,500,000	1,009,500,000
Foreign Loan (Not yet Due)	2,205,500,000	2,205,500,000	2,205,500,000
	3,289,981,134	**3,289,981,134**	**3,289,981,134**
Interest Payable on GoB. Loan @ 3 %	32,534,434	164,499,057	164,499,057
Interest Payable on Foreign Loan @ 4 %	88,220,000		
Total Interest Payable	**120,754,434**	**164,499,057**	**164,499,057**
Add : Opening Payable	331,168,813	164,499,057	164,499,057
	451,923,247	328,998,113	328,998,113
Add : Payable from SOD Loan	-	2,170,700	2,170,700
	451,923,247	**331,168,813**	**331,168,813**
Less : Adjustment of Payable from SOD Loan	2,170,700	-	-
Closing Balance	**449,752,547**	**331,168,813**	**331,168,813**
25.00 Provision for WPPF			
Opening balance	14,622,797	4,274,364	4,274,364
Addition during the year	17,081,825	10,348,431	10,348,431
	31,704,622	**14,622,795**	**14,622,795**
Adjustment during the year	3,337,575	-	-
Closing balance	**28,367,047**	**14,622,797**	**14,622,797**
26.00 Provision for Income tax			
Opening balance	163,219,666	21,424,939	21,424,939
Addition during the year	163,054,147	141,794,727	141,794,727
	326,273,813	**163,219,666**	**163,219,666**
Adjustment during the year	78,398,231	-	-
Closing balance	**247,875,582**	**163,219,666**	**163,219,666**

27.00	**Energy Sales**	**%**	**2020-2021**	**2019-2020**	**2019-2020**
	LT - A: Residential	41%	11,031,004,573	9,508,659,882	9,508,659,882
	LT - B: Irrigation /Pump for Agriculture	1%	367,970,997	295,931,413	295,931,413
	LT- C1: Small Industries	7%	1,875,033,767	1,756,930,789	1,756,930,789
	LT- C2: Construction	0%	40,039,097	33,270,548	33,270,548
	LT- D1: Education, Religious & Charitable Inst. & Hospital	1%	320,022,988	371,400,362	371,400,362
	LT- D2: Street Light and Water Pumps	2%	413,413,783	801,843,815	801,843,815
	LT- D3: Battery Charging Station	2%	481,325,225	77,561,055	77,561,055
	LT- E: Low Tension Commercial	12%	3,219,594,202	2,878,757,363	2,878,757,363
	LT- T: Temporary	0%	15,379,924	1,967,514	1,967,514
	MT- 1: Residential	1%	183,455,225	159,218,598	159,218,598
	MT- 2: Commercial & Office	3%	913,785,166	779,350,949	779,350,949
	MT- 3: Industry	22%	5,871,792,764	5,329,252,195	5,329,252,195

MT- 4: Construction	0%	11,473,117	538,979	538,979
MT- 5: General	2%	564,436,525	484,901,653	484,901,653
MT- 6: Temporary	0%	154,417	54,700	54,700
MT- 7: Battery Charging Station	0%	-	-	-
MT- 8: Irrigation /Pump for Agriculture	0%	10,420,490	4,322,567	4,322,567
HT-1: General	0%	73,686,672	30,265,219	30,265,219
HT- 2: Commercial & office	0%	40,755,160	2,131,472	2,131,472
HT- 3: Industry	5%	1,231,912,562	1,063,364,563	1,063,364,563
HT- 4: Construction	0%	-	-	-
EHT-1:General	0%	-	-	-
EHT-2: General (Above 140 MW)	0%	-	-	-
Demand Charge	0%	-	-	-
Total	**100%**	**26,665,656,654**	**23,579,723,636**	**23,579,723,636**

28.00 Energy Purchase:

Jul-20	1,981,339,971	1,801,252,103	1,801,252,103
Aug-20	2,030,318,363	1,825,449,626	1,825,449,626
Sep-20	1,955,866,582	1,738,239,146	1,738,239,146
Oct-20	1,948,166,086	1,526,052,689	1,526,052,689
Nov-20	1,466,070,778	1,268,825,883	1,268,825,883
Dec-20	1,472,121,423	1,259,228,199	1,259,228,199
Jan-21	1,504,746,538	1,318,776,479	1,318,776,479
Feb-21	1,420,668,313	1,273,961,495	1,273,961,495
Mar-21	1,762,319,541	1,571,541,184	1,571,541,184
Apr-21	1,889,593,491	1,460,713,826	1,460,713,826
May-21	1,904,459,838	1,541,725,567	1,541,725,567
Jun-21	2,077,057,894	1,875,465,537	1,875,465,537
Total	**21,412,728,820**	**18,461,231,733**	**18,461,231,733**

28.01 Electricity is purchased solely from Bangladesh Power Development Board (BPDB) at the rate per unit of tk.5.0544

Northern Electricity Supply Company Limited
(An Enterprise of Bangladesh Power Development Board)
Notes to the Financial Statement
For the year ended 30 June 2021

Figures in Tk.

Notes	Particular	As At 30 June 2021	As at 2020 (Restated)	As at 2020 (Audited)
29.00	**Wheeling & Transmission Charge:**			
	Jul-20	115,308,942	104,384,474	104,384,474
	Aug-20	111,779,932	105,872,184	105,872,184
	Sep-20	108,002,885	101,249,631	101,249,631
	Oct-20	106,696,862	88,195,314	88,195,314
	Nov-20	80,459,310	74,925,784	74,925,784
	Dec-20	80,981,713	73,641,112	73,641,112
	Jan-21	82,653,064	78,336,142	78,336,142
	Feb-21	78,147,579	74,441,483	74,441,483
	Mar-21	98,021,152	85,410,354	85,410,354
	Apr-21	105,611,282	80,680,172	80,680,172
	May-21	106,829,215	84,608,407	84,608,407
	Jun-21	116,480,691	102,706,991	102,706,991
	Total	**1,190,972,627**	**1,054,452,048**	**1,054,452,048**

29.01 The company pays wheeling charge to Power Grid Co. Ltd (PGCB) at the rate per unit Tk. 0.2944.

30.00	**Distribution Operating Expenses**			
	Pay of Officers	231,760,973	210,412,819	210,412,819
	Pay of Staff	536,244,536	516,388,409	516,388,409
	Allowances of Officers	141,669,522	125,333,701	125,333,701
	Allowances of Staff	409,067,487	392,492,735	392,492,735
	Leave Encashment	560,238	25,581,622	25,581,622
	Overtime Allowances	76,221,316	96,962,039	96,962,039
	Travelling Expenses/Allowance	10,283,457	15,654,555	15,654,555
	Conveyance Charge	901,602	4,342,036	4,342,036
	Medical Expenses	100,000	214,264	214,264
	Washing Exposes	99,273	78,869	78,869
	Refreshment and Entertainment	98,177	102,360	102,360
	Bonus for Officer	38,764,958	35,691,549	35,691,549
	Bonus for Staff	89,738,097	86,541,072	86,541,072
	Bonus for Officer-Bengali New Year	3,930,938	3,344,811	3,344,811
	Bonus for Staff-Bengali New Year	8,997,906	8,802,270	8,802,270
	Printing and Stationery	9,470,709	9,706,379	9,706,379
	Taxes, License and Fees	24,265,176	27,833,442	27,833,442
	Office rent	2,225,334	1,778,083	1,778,083
	Electricity Charges (Own use)	49,438,770	55,953,491	55,953,491
	Employees Electricity Rebate	54,195,772	50,627,935	50,627,935
	Electricity Rebate - Freedom fighters	777,204	940,793	940,793
	Uniforms and Liveries	1,900	181,766	181,766
	Post and Telegram	76,072	166,451	166,451

Telephone, Telex and Fax	2,062,200	2,027,362	2,027,362
Advertising and Promotion	2,950,800	2,389,863	2,389,863
Legal Expenses	661,813	131,791	131,791
Petrol, Diesel and Lubricants Used for Transport	26,833,457	30,089,069	30,089,069
Stores and Spares Used	6,994,086	3,019,658	3,019,658
Custom Duties and Sale Tax	-	-	-
Freight and Handling	3,692,177	8,209,882	8,209,882
Workman Compensation	-	-	-
NESCO's Contribution to Gratuity	160,641,158	158,995,620	158,995,620
Donation and Contribution	-	1,289,465	1,289,465
Income Tax of Officer & staff	-	-	-
Training and Education Expense Local	1,053,843	2,766,871	2,766,871
Employees Others Benefit and Welfare Expenses	110,000	-	-
NESCO's Contribution to CPF	70,321,793	82,132,415	82,132,415
Leave encashment on Retirement	2,395,877	-	-
Insurance for Vehicles & Others	1,699,536	1,841,200	1,841,200
Bank Charge and Commission	39,580,698	43,783,160	43,783,160
Honorarium - Others	1,160,149	1,704,952	1,704,952
APA Bonus	8,018,235	155,365,037	155,365,037
Wages for Hired Labor	238,516,735	229,052,621	229,052,621
Computerization of Commercial Expenses	-	2,614,611	2,614,611
Miscellaneous Expenses	-	143,109	143,109
Total	**2,255,581,975**	**2,394,688,137**	**2,394,688,137**
31.00 Distribution Maintenance Expenses			
Structures and Improvement	30,378,303	21,355,727	21,355,727
Overhead Conductor and Devices	60,325,103	99,152,032	99,152,032
Transportation Equipment	10,991,086	8,989,175	8,989,175
Office Furniture and Equipment	686,334	979,974	979,974
Store Equipment	48,550	652,277	652,277
Total	**102,429,376**	**131,129,185**	**131,129,185**

Northern Electricity Supply Company Limited
(An Enterprise of Bangladesh Power Development Board)
Notes to the Financial Statement
For the year ended 30 June 2021

Figures in Tk.

Notes	Particulars	As At 30 June 2021	As at 2020 (Restated)	As at 2020 (Audited)
32.00	**General Administrative Expenses.**			
	Pay of Officers	111,839,696	97,571,100	97,571,100
	Pay of Staff	55,938,463	54,249,616	54,249,616
	Allowances of Officers	72,886,013	61,504,270	61,504,270
	Allowances of Staff	37,869,862	37,102,296	37,102,296
	Leave encashment	1,684,291	3,421,762	3,421,762
	Overtime Allowances	2,268,999	4,937,091	4,937,091
	Travelling Expenses/Allowance	5,237,265	8,892,284	8,892,284
	Conveyance Charge	412,110	847,675	847,675
	Medical Expenses	3,420	134,590	134,590
	Washing Expenses	16,230	30,235	30,235
	Refreshment and Entertainment	4,744,716	3,000,193	3,000,193
	Bonus for Officer	18,206,239	15,805,093	15,805,093
	Bonus for Staff	9,178,360	8,992,650	8,992,650
	Bonus for Officer-BENGALI NEW YEAR	1,846,880	1,541,334	1,541,334
	Bonus for Staff-BENGALI NEW YEAR	982,167	867,145	867,145
	Printing and Stationery	7,679,066	11,575,707	11,575,707
	Taxes, License and Fees	4,372,953	5,525,295	5,525,295
	Office rent	5,434,223	2,298,916	2,298,916
	Electricity Charges (Own use)	2,110,478	1,803,645	1,803,645
	Employees Electricity Rebate	8,223,039	7,675,148	7,675,148
	Uniforms and Liveries	30,240	870,016	870,016
	Post and Telegram	47,604	46,484	46,484
	Telephone, Telex and Fax	3,916,631	1,347,969	1,347,969
	Advertising and Promotion	14,519,755	14,202,242	14,202,242
	Audit fee's	225,000	218,500	218,500
	Legal Expenses	3,111,092	2,336,206	2,336,206
	Petrol, Diesel and Lubricants Used for Transport	6,353,054	5,323,520	5,323,520
	Stores & Spares Used	3,829,896	3,280,925	3,280,925
	Customs Duties & Sales Tax	4,587,380	4,844,501	4,844,501
	Freight and Handling	194,480	1,200,000	1,200,000
	NESCO's Contribution to Gratuity	39,613,384	36,693,115	36,693,115
	Donation and Contribution	-	1,640,010	1,640,010
	Training and Education Expense	997,700	993,500	993,500
	Employees Others Benefit and Welfare Expenses	-	-	-
	NESCO's Contribution to CPF	15,725,098	17,428,909	17,428,909
	Insurance for Vehicles & Others	1,930,224	1,567,990	1,567,990
	Group Insurance Premium	9,933,428	9,463,078	9,463,078
	Bank Charge and Commission	5,521,257	2,006,702	2,006,702
	Rebate from Prepaid Sales	2,469,663	-	-
	Honorarium - Others	16,135,802	6,148,242	6,148,242
	APA Bonus	1,981,764	43,078,821	43,078,821
	Consultant's fee - Local	15,853,013	15,670,858	15,670,858
	Wages for Hired Labor	42,244,882	61,121,432	61,121,432
	Computerization of Commercial Operation	78,391,933	79,740,597	79,740,597
	Service Charge for Collection of Electricity bill by Mobile phone Companies	6,967,038	3,467,217	3,467,217
	Electricity Bill LPS (3 Month)	335,514,841	-	-
	Corporate Social Responsibility	308,978,850	-	-
	Total	**1,270,008,479**	**640,466,877**	**640,466,877**

33.00	**General Maintenance Expenses**			
	Structures and Improvement	1,704,064	1,223,340	1,223,340
	Overhead Construction and device	-	983,273	983,273
	Transportation Equipment	4,846,194	2,453,488	2,453,488
	Office Furniture and Equipment	719,953	2,378,541	2,378,541
	Store Equipment	69,077	-	-
	Total	**7,339,288**	**7,038,642**	**7,038,642**
34.00	**Accounts Receivable- Consumers**			
	Opening Balance	**7,620,769,324**	**6,989,961,947**	**6,989,961,947**
	Add: Addition during the year	26,665,656,654	23,579,723,636	23,579,723,636
		34,286,425,978	**30,569,685,583**	**30,569,685,583**
	Less: Collection during the year	26,441,794,210	22,948,916,259	22,948,916,259
	Closing balance	**7,844,631,768**	**7,620,769,324**	**7,620,769,324**
	Bad Debt	**138,426,525**	**667,768,740**	**765,211,740**
35.00	**Other Operating Income**			
	Connection and Disconnection fees	136,194,435	96,229,771	96,229,771
	Late Payment Surcharge/Interest on consumers bill	298,523,779	231,453,818	231,453,818
	Total	**434,718,214**	**327,683,589**	**327,683,589**
36.00	**Interest Expenses:**			
	Interest on Various Loan (BPDB)	120,754,434	164,499,057	164,499,057
	Interest on SOD Loan	12,816,872	9,554,570	9,554,570
	Total	**133,571,306**	**174,053,626**	**174,053,626**
37.00	**Other Non Operating Income**			
	Misc. Income (Recruitment Fees, Estimate Fees etc.)	54,865,998	65,882,842	65,882,842
	Sale of scrap Materials	-	5,538,063	5,538,063
	Sale of Tender Document	562,100	285,453	285,453
	Liquidity Damage Received	2,166,937	-	-
	House Rent Recovery	1,332,896	1,177,314	1,177,314
	Transport Charge	72,970	58,648	58,648
	Total	**59,000,901**	**72,942,320**	**72,942,320**
38.00	**Interest Income**			
	Interest on Bank Account	23,166,129	25,267,204	25,267,204
	Interest on Security Deposit	4,725,819	633,722	633,722
	Interest on HB Loan etc.	27,351	-	-
	Interest income from FDR	212,258,575	257,011,367	257,011,367
	Total	**240,177,874**	**282,912,293**	**282,912,293**
39.00	**Provision for Income Tax**			
	Profit before Tax	341,636,496	206,968,630	206,968,630
A.	Income Tax @ 25%	**85,409,124**	**51,742,157**	**51,742,157**
B.	Gross Receipts(39.01)	27,175,691,200	23,632,454,461	23,632,454,461
	Income Tax on Receipts @ 0.6%	**163,054,147**	**141,794,727**	**141,794,727**
	Provision for Tax (Whichever of A & B is higher)	**163,054,147**	**141,794,727**	**141,794,727**
39.01	**Gross Receipts**			
	Collection from consumer	26,441,794,210	22,948,916,259	22,948,916,259
	Other Operating Income	434,718,214	327,683,589	327,683,589
	Interest Income	240,177,874	282,912,293	282,912,293
	Other Non-Operating Income	59,000,901	72,942,320	72,942,320
	Total	**27,175,691,200**	**23,632,454,461**	**23,632,454,461**

Northern Electricity Supply Company Limited
(An Enterprise of Bangladesh Power Development Board)
Schedule of Fixed Assets
As at June 30, 2021

Annexure-A

SL. No	Particulars	Cost				Rate %	Depreciation				Written Down Value	Balance as on June 30, 2017 (As per Vendors Agreement)	Balance as on June 24, 2021 (As per Vendors Agreement)	Difference (Amount Tk) As per vendor Agreement New addition
		Opening Balance 01.07.2020	Addition during the Year	As per vendor Agreement New addition	Closing Balance 30.06.2021		Opening Balance 01.07.2020	As per vendor Agreement depreciation during the year	Depreciation during the Year	Closing Balance 30.06.2021				
	Non-current assets	1	2	3	4	5	6	6=(3*5)	7= (2*5)	7	8	9	10	11=(9-10)
1	Building	445,528,444	40,663,384	445,300,000	931,491,828	3%	102,785,389	13,359,000	13,975,804	130,120,193	801,371,635	382,300,000	827,600,000	445,300,000
2	Computer and Equipment	117,635,129	960,012	-	118,595,141	10%	19,628,359	-	11,811,514	31,439,873	87,155,268	-	-	-
3	Furniture	160,111,445	7,857,527	(38,500,000)	129,468,972	10%	40,203,079	(3,850,000)	16,404,021	52,757,100	76,711,873	114,800,000	76,300,000	(38,500,000)
4	Vehicles	206,680,000		114,100,000	320,780,000	10%	141,494,186	11,410,000	20,668,000	173,572,186	147,207,814	19,100,000	133,200,000	114,100,000
							-		-	-				-
A.01	**Total Non Operating**	**929,955,018**	**49,480,923**	**520,900,000**	**1,500,335,941**		**304,111,013**	**20,919,000**	**62,859,338**	**387,889,352**	**1,112,446,590**	**516,200,000**	**1,037,100,000**	520,900,000
A.02	Distribution line and 'Electric Equipment	12,124,899,569	381,840,066	2,550,800,000	15,057,539,635	3%	1,733,940,240	76,524,000	369,474,588	2,179,938,828	12,877,600,808	11,445,100,000	13,995,900,000	2,550,800,000
							-			-	-			-
	Total	**13,054,854,587**	**431,320,990**	**3,071,700,000**	**16,557,875,579**		**2,038,051,253**	**97,443,000**	**432,333,927**	**2,567,828,179**	**13,990,047,397**	**11,961,300,000**	**15,033,000,000**	**3,071,700,000**

0.09

Allocation of Depreciation	**(6+12)**		**529,776,927**
Depreciation Operating			445,998,588
Depreciation Non Operating			83,778,338

Northern Electricity Supply Company Limited
(An Enterprise of Bangladesh Power Development Board)
Schedule of Fixed Assets
As at June 30, 2020

Annexure-A/1

SL. No	Particulars	Cost				Rate %	Depreciation				Written Down Value
		Opening Balance 01.07.2019	As per vendor Agreement New addition	Addition during the Year	Closing Balance 30.06.2020		Opening Balance 01.07.2019	As per vendor Agreement depreciation during the year	Depreciation during the Year	Closing Balance 30.06.2020	
	Non-current assets	1	2	3	4	5	6	6=(2*5)	7= (3*5)	8	9=(3-8)
1	Building	445,528,444	445,300,000	-	890,828,444	3%	76,060,536	13,359,000	13,365,853	102,785,389	788,043,055
2	Computer and Equipment	40,373,237	-	77,261,892	117,635,129	10%	11,727,941	-	7,900,418	19,628,359	98,006,770
3	Furniture	142,151,010	(38,500,000)	17,960,435	121,611,445	10%	28,939,956	(3,850,000)	15,113,123	40,203,079	81,408,366
4	Vehicles	206,680,000	114,100,000	-	320,780,000	10%	109,416,186	11,410,000	20,668,000	141,494,186	179,285,814
										-	
A.01	**Total Non Operating**	**834,732,691**	**520,900,000**	**95,222,327**	**1,450,855,018**		**226,144,619**	**20,919,000**	**57,047,394**	**304,111,013**	**1,146,744,005**
A.02	Distribution line and 'Electric Equipment	11,916,793,267	2,550,800,000	208,106,302	14,675,699,569	3%	1,296,790,847	76,524,000	360,625,393	1,733,940,240	12,941,759,329
							-			-	-
	Total	**12,751,525,958**	**3,071,700,000**	**303,328,629**	**16,126,554,587**		**1,522,935,466**	**97,443,000**	**417,672,787**	**2,038,051,253**	**14,088,503,334**

Allocation of Depreciation		**(6+7)**	**515,115,787**
Depreciation Operating			437,149,393
Depreciation Non Operating			77,966,394

Northern Electricity Supply Company Limited

(An Enterprise of Bangladesh Power Development Board)

Schedule of Fixed Assets

As at June 30, 2019

Annexure-A/2

SL. No	Particulars	Cost			Rate %	Depreciation			Written Down Value
		Opening Balance 01.07.2018	Addition during the Year	Closing Balance 30.06.2019		Opening Balance 01.07.2018	Depreciation during the Year	Closing Balance 30.06.2019	
	Non-current assets	1	2	3	4	5	6= (3*4)	7	8=(3-7)
1	Building	445,300,000	-	445,300,000	3%	23,378,250	13,359,000	36,737,250	408,562,750
2	Computer and Equipment	-	-	-	10%	-	-	-	-
3	Furniture	(38,500,000)	-	(38,500,000)	10%	(6,737,500)	(3,850,000)	(10,587,500)	(27,912,500)
4	Vehicles	114,100,000	-	114,100,000	10%	19,967,500	11,410,000	31,377,500	82,722,500
								-	
A.01	**Total Non Operating**	**520,900,000**	**-**	**520,900,000**		**36,608,250**	**20,919,000**	**57,527,250**	**463,372,750**
A.02	Distribution line and 'Electric Equipment	2,550,800,000		2,550,800,000	3%	133,917,000	76,524,000	210,441,000	2,340,359,001
						-		-	-
	Total	**3,071,700,000**		**3,071,700,000**		**170,525,250**	**97,443,000**	**267,968,250**	**2,803,731,751**

Allocation of Depreciation		**97,443,000**
Depreciation Operating		76,524,000
Depreciation Non Operating		20,919,000

Northern Electricity Supply Company Limited

(An Enterprise of Bangladesh Power Development Board)

Schedule of Clearing Accounts

For the year ended June 30, 2021

Annexure-B

Code	Title	Debit	Credit
	Opening balance		(522,989,687)
901	Remittance to Regional Collection Accounts.	16,203,795,148	-
903	Principal Remittance from Local Collection Accounts.	-	16,203,795,148
905	Remittance to Central Bank Account.	-	-
905A	Remittance To Zonal Central Bank Account	16,906,180,355	-
906A	Remittance From Zonal Regional Bank Account	-	16,906,180,355
907A	Remittance To Regional Bank A/C from Zonal Central Bank A/c	1,638,714,039	3,658,060
907B	Remittance To Regional Bank A/C from Zonal Central Bank A/c	1,987,067,491	320,037
908	Remittance from Central Bank Account.	-	-
908A	Remittance From Zonal Central Bank Account	3,658,060	1,638,714,039
908B	Remittance From Zonal Central Bank Account	-	1,986,745,454
911	Remittance to Zonal Fund.	210,605,458	210,605,458
913	Remittance Benevolent Fund Account.	2,499,436	2,499,436
914	Remittance Group Insurance Account.	7,387,584	7,387,584
916	Clearing Account - Local Office.	1,688,451,040	1,688,451,040
918	Clearing Account - Central Office (To be used by RAO).	11,476,130,224	11,458,728,802
919	Remittance Miscellaneous Account.	168,291,110	168,291,110
920	Remittance to Regional Consumers S/D Account.	169,812,934	169,812,934
921	Remittance to Central Bank Miscellaneous Collection Account.	162,568,931	162,568,931
922	Remittance to Central Bank Consumers S/D Account.	168,681,069	168,681,069
925	Remittance - Deduction of Land Purchase, House building, House repairing, Motor cycle advance.	-	-
		50,793,842,880	
	Adjustment during the year		**50,253,449,770**
	Closing balance		**(540,393,110)**

Northern Electricity Supply Company Limited

(An Enterprise of Bangladesh Power Development Board)

Cash Summary

For the Year ended June 30, 2021

Annexure-C

SL	Type of Account	Total	Rajshahi	Bogura	Pabna	Rangpur	Dinajpur	Project	DGM Accounts
1	Petty Cash	765,500	312,500	113,500	52,500	170,500	72,500	44,000	-
2	Unit Collection	1,435,211,648	214,781,234	322,375,372	260,609,927	384,350,039	253,095,077	-	-
3	Unit Miscellaneous Collection	23,453,084	6,926,372	4,660,455	2,365,885	7,807,776	1,692,595	-	-
4	Unit Consumer Security Deposit	20,950,281	5,696,877	3,599,523	1,499,287	7,272,042	2,882,553	-	-
5	Regional Accounting Office	35,242,119	24,415,469	500,926	2,866,262	4,328,032	3,055,301	76,129	-
6	Regional Collection	46,244,745	2,218,784	7,816,329	1,170,396	614,431	34,424,806	-	-
7	Regional Miscellaneous Collection	7,110,355	92,547	6,159,270	448,868	405,090	4,580	-	-
8	Regional Consumer Security Deposit	2,319,056	16,614	455,553	123,885	1,723,004	-	-	-
9	Deposit Account	10,816,998	1,690,100	3,634,043	939,521	3,348,068	1,205,266	-	-
10	Central Revenue Collection(SPC)	202,384,863	-	-	-	-	-	-	202,384,863
11	Central Consumer Security Deposit	755,014	-	-	-	-	-	-	755,014
12	Central Revenue Miscellaneous Collection	1,289,452	-	-	-	-	-	-	1,289,452
13	Central Deposits Works	4,026,660	-	-	-	-	-	-	4,026,660
14	Central Meter Account.	314,519	-	-	-	-	-	-	314,519
	Total	**1,790,884,294**	**256,150,497**	**349,314,971**	**270,076,530**	**410,018,981**	**296,432,677**	**120,129**	**208,770,508**

Northern Electricity Supply Company Limited

(An Enterprise of Bangladesh Power Development Board)

Cash (DGM Office)

Cash and Cash Equivalents

For the Year ended June 30, 2021

Annexure-D

Type & Code : 139 (Central Revenue Collection)

SL	Bank Name	Branch Name	Account Number	Name of Office	Closing Balance (Bank)	Closing Balance (Cash)
1	Agrani Bank Ltd.	Malopara ,Rajshahi	02-00013388438	DGM (Accounts)	454,533.96	(10,545,466.04)
2	Al-Arafah Islami Bank Ltd.	Rajshahi	007-1220000663	DGM (Accounts)	25,445,391.50	25,445,391.50
3	Bank Asia Ltd	Rajshahi	024-36000058	DGM (Accounts)	16,697,103.16	16,697,103.16
4	Bank Asia Ltd	Rajshahi	024-36000059	DGM (Accounts)	-	-
5	BASIC Bank Ltd	Rajshahi	0316-010000585	DGM (Accounts)	1,856,110.45	1,856,110.45
6	BASIC Bank Ltd	Rajshahi	0316-010000494	DGM (Accounts)	127,075.08	127,075.08
7	BRAC Bank Ltd.	Rajshahi	550-1103809901001	DGM (Accounts)	2,561,465.89	2,669,029.89
8	BRAC Bank Ltd.	Rajshahi	550-1203809901001	DGM (Accounts)	7,029,837.37	21,830,959.37
9	City Bank Ltd	Rajshahi	310-2877606001	DGM (Accounts)	401,735.13	401,735.13
10	Dhaka Bank Ltd	Rajshahi	42-11500001361	DGM (Accounts)	30,172,949.29	30,172,949.29
11	Dutch Bangla Bank Ltd.	Rajshahi	135-1200005636	DGM (Accounts)	13,358,915.42	(8,855,886.17)
12	Dutch Bangla Bank Ltd.	Rajshahi	135-1200006703	DGM (Accounts)	3,203,131.84	(1,184,244.52)
13	EXIM Bank Ltd.	Rajshahi	038-13100328262	DGM (Accounts)	16,071,682.81	16,071,682.81
14	First Security Islami Bank Ltd	Rajshahi	013-613100000455	DGM (Accounts)	195,577.39	195,577.39
15	Global Islami Bank Ltd.	Rajshahi	113-0000000686	DGM (Accounts)	2,524,851.81	2,524,850.81
16	Janata Bank Ltd.	Hetem Khan Br, Rajshahi	01-00167090740	DGM (Accounts)	244,906.40	(114,626,042.04)
17	Janata Bank Ltd.	Hetem Khan Br, Rajshahi	01-00217059539	DGM (Accounts)	4,336,907.00	36,621,922.00
18	Janata Bank Ltd.	Hetem Khan Br, Rajshahi	01-00219639851	DGM (Accounts)	1,517,912.38	3,357,312.60
19	Janata Bank Ltd.	Hetem Khan Br, Rajshahi	01-00219799645	DGM (Accounts)	378,052.61	453,576.39
20	Janata Bank Ltd.	Hetem Khan Br, Rajshahi	01-00220352549	DGM (Accounts)	580,530.25	1,214,423.45
21	Janata Bank Ltd.	Hetem Khan Br, Rajshahi	01-00222977767	DGM (Accounts)	14,265.36	20,689.17
22	Meghna Bank Ltd.	Rajshahi	31-0313500000021	DGM (Accounts)	4,190,357.20	4,190,357.20
23	Mercantile Bank Ltd.	Rajshahi	11-071313277624	DGM (Accounts)	21,892,031.48	21,892,031.48
24	Midland Bank Ltd	Rajshahi	0029-1090000141	DGM (Accounts)	41,608,087.45	41,608,087.45
25	Midland Bank Ltd	Rajshahi	0029-1090000212	DGM (Accounts)	712,287.36	712,287.36
26	Modhumoti Bank Ltd.	Rajshahi	11-1313500000018	DGM (Accounts)	23,640,007.56	23,640,007.56
27	Mutual Trust Bank Ltd.	Rajshahi	044-0320000153	DGM (Accounts)	8,281,686.00	8,281,686.00
28	NCC Bank Ltd	Rangpur	026-0320000913	DGM (Accounts)	57,760.09	57,760.09
29	ONE Bank Ltd	Rajshahi	040-3000000261	DGM (Accounts)	37,034,492.23	37,186,244.23
30	ONE Bank Ltd	Rajshahi	040-3000000283	DGM (Accounts)	29,824.86	29,824.86
31	Pubali Bank Ltd	Rajshahi	041-9102000920	DGM (Accounts)	278,620.84	278,620.84
32	RAKUB	Rajshahi	17-200000006	DGM (Accounts)	21,043.08	21,043.08
33	Rupali Bank Ltd	Rajshahi Corporate Branch	3517-024004801	DGM (Accounts)	3,710,549.75	(32,324.25)
34	Rupali Bank Ltd	Rajshahi Corporate Branch	3517-024004806	DGM (Accounts)	1,294,492.50	1,626,314.50
35	Rupali Bank Ltd	Rajshahi Corporate Branch	3517-024004807	DGM (Accounts)	8,372.00	8,372.00

36	Rupali Bank Ltd	Rajshahi Corporate Branch	3517-024005003	DGM (Accounts)	31,853.55	31,853.55
37	Sonali Bank Ltd	Rajshahi Corporate Branch	46-17703000044	DGM (Accounts)	188,432.70	188,432.70
38	Southeast bank Ltd	Rajshahi	0052-13100000040	DGM (Accounts)	5,030,513.81	9,799,845.81
39	Southeast bank Ltd	Rajshahi	0052-13100000046	DGM (Accounts)	1,846,108.74	2,488,511.33
40	United Commercial Bank Ltd	Rajshahi	026-1301000000341	DGM (Accounts)	25,887,778.19	25,887,778.19
41	United Commercial Bank Ltd	Rajshahi	026-1301000000294	DGM (Accounts)	39,379.57	39,379.57
Total					**302,956,614.06**	**202,384,863.27**

Type & Code : 139B (Consumer Security Deposit)

SL	Bank Name	Branch Name	Account Number	Name of Office	Closing Balance (Bank)	Closing Balance (Cash)
1	Janata Bank Ltd	Hetem Khan Br, Rajshahi	01-00212764196	DGM (Accounts)	48,309.72	48,309.72
2	Midland Bank Ltd.	Rajshahi	0029-1090000187	DGM (Accounts)	706,704.00	706,704.00
Total					**755,013.72**	**755,013.72**

Type & Code : 139C (Miscellaneous Collection)

SL	Bank Name	Branch Name	Account Number	Name of Office	Closing Balance (Bank)	Closing Balance (Cash)
1	Janata Bank Ltd	Hetem Khan Br, Rajshahi	01-00212764251	DGM (Accounts)	53,967.56	53,967.56
2	Midland Bank Ltd.	Rajshahi	0029-1090000196	DGM (Accounts)	1,235,484.86	1,235,484.86
Total					**1,289,452.42**	**1,289,452.42**

Type & Code : 139D (Central Deposit Works)

SL	Bank Name	Branch Name	Account Number	Name of Office	Closing Balance (Bank)	Closing Balance (Cash)
1	Janata Bank Ltd	Hetem Khan Br, Rajshahi	01-00212764153	DGM (Accounts)	24,459.52	4,026,659.62
Total					**24,459.52**	**4,026,659.62**

Type & Code : 137 (Central Meter Account)

SL	Bank Name	Branch Name	Account Number	Name of Office	Closing Balance (Bank)	Closing Balance (Cash)
1	Rupali Bank Ltd	Rajshahi Corporate Branch	3517-024004701	DGM (Accounts)	314,518.92	314,518.92
Total					**314,518.92**	**314,518.92**

Northern Electricity Supply Company Limited

(An Enterprise of Bangladesh Power Development Board)

Cash and Cash Equivalents (Dinajpur RAO)

For the year Ended June 30, 2021

Annexure-E

Type & Code : 133 (Unit Collection)

SL	Bank Name	Branch Name	Account Number	Name of Office	Closing Balance (Bank)	Closing Balance (Cash)
1	Agrani Bank Ltd.	Maldhapatty, Dinajpur	0200012918257	S & D-1, Dinajpur	5,205,360.50	5,205,360.50
2	Sonali Bank Ltd.	Suihari, Dinajpur	1829004000533	S & D-1, Dinajpur	2,007,866.00	2,007,866.00
3	Janata Bank Ltd.	Barabandhar, Dinajpur	0673-0210009405	S & D-1, Dinajpur	2,298,613.00	2,298,613.00
4	Janata Bank Ltd.	Corporate, Dinajpur	0100150145982	S & D-1, Dinajpur	2,153,575.00	2,153,575.00
5	Standard Bank Ltd.	Dinajpur	05636000012	S & D-1, Dinajpur	17,251,465.64	17,251,465.64
6	EXIM Bank Ltd.	Dinajpur	05513100175949	S & D-1, Dinajpur	(0.00)	(0.00)
7	Pubali Bank Ltd.	Maldhapatty, Dinajpur	0661102000733	S & D-1, Dinajpur	10,242,741.50	10,242,741.50
8	Rupali Bank Limited	Ladies Br. Dinajpur	4648024000050	S & D-1, Dinajpur	88,255.00	88,255.00
9	Rupali Bank Limited	Chehelgazi Br. Dinajpur	4622024000066	S & D-1, Dinajpur	327,626.00	327,626.00
10	Uttara Bank Limited,	Dinajpur	3426 14100041264	S & D-1, Dinajpur	2,368,167.42	2,368,167.42
11	Trust Bank Limited,	Dinajpur	0076-0320000057	S & D-1, Dinajpur	795,211.40	795,211.40
12	Agrani Bank Ltd.	Station road, Dinajpur	0200012672561	S & D-2, Dinajpur	4,905,478.30	4,905,478.30
13	Agrani Bank Ltd.	Munsipara, Dinajpur	0200005840901	S & D-2, Dinajpur	2,361,390.25	2,361,390.25
14	Agrani Bank Ltd.	Pulhat, Dinajpur	0200012783306	S & D-2, Dinajpur	8,456,913.00	8,456,913.00
15	The Premier Bank Ltd.	Dinajpur	020211100000005	S & D-2, Dinajpur	16,739,514.79	16,739,514.79
16	United Commercial Bank Ltd.	Maldhapatty, Dinajpur	0121301000000160	S & D-2, Dinajpur	4,740.89	4,740.89
17	Social Islami Bank Ltd.	Lilimore, Dinajpur	0531360000098	S & D-2, Dinajpur	4,945,360.60	4,945,360.60
18	Mercantile Bank Ltd.	Goneshtola, Dinajpur	114513114608235	S & D-2, Dinajpur	3,628.05	3,628.05
19	Bangladesh Commerce Bank Ltd.	Dinajpur	3432000030	S & D-2, Dinajpur	3,817,454.76	3,817,454.76
20	NCC Bank Ltd.	Dinajpur	00880325000142	S & D-2, Dinajpur	2,577,869.00	2,577,869.00
21	Prime Bank Ltd.	Dinajpur	2169316004044	S & D-2, Dinajpur	895,315.23	895,315.23
22	Bank Asia Ltd.	Dinajpur	07636000026	S & D-2, Dinajpur	(0.00)	(0.00)
23	NRB Commercial Bank Ltd.	Dinajpur	014136000000005	S & D-2, Dinajpur	7,334,822.95	7,334,822.95
24	South Bangla Agriculture Bank Ltd.	Dinajpur	0054130000458	S & D-2, Dinajpur	279,868.68	279,868.68
25	Al-Arafa Islami Bank Ltd.	Dinajpur	'0751220000841	S & D-2, Dinajpur	(0.00)	(0.00)
26	Uttara Bank Limited.	Phulhat Branch, Dinajpur	3426 14100004203	S & D-2, Dinajpur	11,726,646.40	11,726,646.40
27	Agrani Bank Ltd.	Thakurgaon	0200011696614	S & D-Thakurgaon	7,718,403.00	7,718,403.00
28	Pubali Bank Ltd	Thakurgaon	2178102000796	S & D-Thakurgaon	2,925,166.00	2,925,166.00
29	Janata Bank Ltd.	Thakurgaon	0100144635871	S & D-Thakurgaon	4,956,127.00	4,956,127.00
30	Rajshahi Krisi Unnayan Bank	Thakurgaon	0017200000027	S & D-Thakurgaon	136,838.06	136,838.06

SL	Bank Name	Branch Name	Account Number	Name of Office	Closing Balance (Bank)	Closing Balance (Cash)
31	Janata Bank Ltd.	Station Bazar Br. Thakurgaon	0100221427381	S & D-Thakurgaon	195,431.82	195,431.82
32	Prime Bank Ltd.	Thakurgaon	2512311001727	S & D-Thakurgaon	12,918,267.17	12,918,267.17
33	Mercantile Bank Ltd.	Thakurgaon	116713121758998	S & D-Thakurgaon	(0.00)	(0.00)
34	First Security Islami Bank Ltd.	Thakurgaon	0261-13100000017	S & D-Thakurgaon	2,350,058.39	2,350,058.39
35	Uttara Bank Ltd.	Thakurgaon	4150 14100004214	S & D-Thakurgaon	2,971,184.54	2,971,184.54
36	Al-Arafa Islami Bank Ltd.	Thakurgaon	1861220000023	S & D-Thakurgaon	-	-
37	Agrani Bank Ltd.	Panchagarh	0200001358677	S & D-Panchagarh	13,594,734.80	13,594,734.80
38	Janata Bank Ltd.	Panchagarh	0100150206949	S & D-Panchagarh	6,398,511.70	6,398,511.70
39	Dutch Bangla Bank Ltd.	Panchagarh	2191200001154	S & D-Panchagarh	0.00	0.00
40	Pubali Bank Ltd.	Panchagarh	3348102000974	S & D-Panchagarh	7,312,570.00	7,312,570.00
41	Rajshahi Krisi Unnayan Bank	Bhajanpur Br. Panchagarh	017200000015	S & D-Panchagarh	1,291,264.99	1,291,264.99
42	Bank Asia Ltd.	Panchagarh	62136000019	S & D-Panchagarh	4,623.30	4,623.30
43	Agrani Bank Ltd.	Jogdolhat Br.,Panchagarh	0200016367430	S & D-Panchagarh	313,522.00	313,522.00
44	Uttara Bank Ltd.	Panchagarh	060114100000012	S & D-Panchagarh	935,547.50	935,547.50
45	Agrani Bank Ltd.	Fulbari	0200002127116	ESU- Fulbari	4,220,260.29	4,220,260.29
46	Pubali Bank Ltd	Fulbari	3112102000653	ESU- Fulbari	5,525,471.00	5,525,471.00
47	Sonali Bank Ltd.	Modhopara, Dinajpur	1830936000149	ESU- Fulbari	18,020.00	18,020.00
48	Janata Bank Ltd.	Fulbari Bazar, Dinajpur	0100154199084	ESU- Fulbari	1,722,414.73	1,722,414.73
49	Standard Bank Ltd.	Fulbari	0021514000022	ESU- Fulbari	3,221,650.50	3,221,650.50
50	Uttara Bank Ltd.	Fulbari	341814100004189	ESU- Fulbari	2,951,318.03	2,951,318.03
51	Agrani Bank Ltd.	Parbotipur, Dinajpur	0200005709595	ESU-Parbotipur	6,203,359.00	6,203,359.00
52	Janata Bank Ltd.	Parbotipur, Dinajpur	00610320000072	ESU-Parbotipur	2,745,473.81	2,745,473.81
53	Sonali Bank Ltd.	Boropukuria, Dinajpur	183136000164	ESU-Parbotipur	1,551,692.00	1,551,692.00
54	ONE Bank Ltd	Parbotipur, Dinajpur	0523000000411	ESU-Parbotipur	(0.00)	(0.00)
55	BASIC Bank Ltd.	Parbotipur Sub Br.	210-01-0000541	ESU-Parbotipur	194.17	194.17
56	Pubali Bank Limited	Parbotipur, Dinajpur	15101020000831	ESU-Parbotipur	998,692.00	998,692.00
57	Agrani Bank Ltd.	Setabganj, Dinajpur	0200012791991	ESU- Setabganj	29,710,621.23	29,710,621.23
58	Jamuna Bank	Setabganj, Dinajpur	00570320000390	ESU- Setabganj	5,875,005.00	5,875,005.00
59	IFIC Bank Ltd	Setabganj, Dinajpur	0170254805041	ESU- Setabganj	1,306,315.40	1,306,315.40

SL	Bank Name	Branch Name	Account Number	Name of Office	Closing Balance (Bank)	Closing Balance (Cash)
60	Islami Bank Bangladesh Ltd.	Setabganj, Dinajpur	2050347090001210	ESU- Setabganj	6,767,337.75	6,767,337.75
61	Rajshahi Krisi Unnayan Bank	Setabganj, Dinajpur	017200000001	ESU- Setabganj	351,123.86	351,123.86
62	Janata Bank Ltd.	Setabganj, Dinajpur	0100218597445	ESU- Setabganj	496,186.00	496,186.00
63	Agrani Bank Ltd.	Shalbahan, Panchagarh	0200010113486	ESU- Tutuila	6,460,068.78	6,460,068.78
64	Sonali Bank Ltd.	Tutuila, Panchagarh	1917110000080	ESU- Tutuila	832,587.00	832,587.00
65	Rajshahi Krisi Unnayan Bank	Tutuila, Panchagarh	A/C-'240000134	ESU- Tutuila	1,326,908.80	1,326,908.80
66	Bank Asia Ltd.	Panchagarh Branch	'62136000024	ESU- Tutuila	242.90	242.90
Total					**253,095,076.88**	**253,095,076.88**

-

Type & Code : 134 (Unit Misc. Collection)

SL	Bank Name	Branch Name	Account Number	Name of Office	Closing Balance (Bank)	Closing Balance (Cash)
1	Agrani Bank Ltd.	Maldhapatty, Dinajpur	0200009680751	S&D-1 Dinajpur	174,405.90	174,405.90
2	Agrani Bank Ltd.	Station road, Dinajpur	0200009675536	S&D-2 Dinajpur	247,386.60	247,386.60
3	Agrani Bank Ltd.	Thakurgaon	0200009678937	S&D-THAKURGAON	242,217.38	242,217.38
4	Agrani Bank Ltd.	Panchagarh	0200009681762	S&D-PANCHAGHAR	307,249.20	307,249.20
5	Agrani Bank Ltd.	Jogdalhat Br., Panchagarh	0200016507168	S&D-PANCHAGHAR	3,663.00	3,663.00
6	Agrani Bank Ltd.	Fulbari, Dinajpur	0200009689142	ESU- FULBARI	107,910.00	107,910.00
7	Standard Bank Ltd.	Fulbari, Dinajpur	0021536000024	ESU- FULBARI	65,741.36	65,741.36
8	Janata Bank Ltd.	Parbotipur, Dinajpur	0320000527	ESU- PARBOTIPUR	112,822.05	112,822.05
9	Agrani Bank Ltd.	Setabganj	0200009689030	ESU- SETABGONJ	73,341.18	73,341.18
10	Sonali Bank Ltd.	Tutuila, Panchagarh	110000083	ESU- TETULIA	237,436.77	237,436.77
11	Agrani Bank Ltd.	Shalbanhat Br.	0200016515581	ESU- TETULIA	3,645.97	3,645.97
12	Rajshahi Krisi Unnayan Bank	Tutuila, Panchagarh	0017200000030	ESU- TETULIA	116,775.99	116,775.99
Total					**1,692,595.40**	**1,692,595.40**

Type & Code : 134a (Unit SD Collection)

SL	Bank Name	Branch Name	Account Number	Name of Office	Closing Balance (Bank)	Closing Balance (Cash)
1	Agrani Bank Ltd.	Maldhapatty, Dinajpur	0200000717782	S&D-1 Dinajpur	161,189.00	161,189.00
2	Agrani Bank Ltd.	Station road, Dinajpur	0200004246659	S&D-2 Dinajpur	607,970.90	607,970.90
3	Agrani Bank Ltd.	Thakurgaon	0200001366785	S&D-THAKURGAON	280,525.00	280,525.00
4	Agrani Bank Ltd.	Panchagarh	0200001358049	S&D-PANCHAGHAR	285,975.40	285,975.40
5	Agrani Bank Ltd.	Fulbari, Dinajpur	0200002127124	ESU- FULBARI	96,461.52	96,461.52
6	Janata Bank Ltd.	Parbotipur, Dinajpur	0061032000018	ESU- PARBOTIPUR	73,799.46	73,799.46
7	Agrani Bank Ltd.	Setabganj	0200012791850	ESU- SETABGONJ	73,551.27	73,551.27
8	Sonali Bank Ltd.	Tutuila, Panchagarh	1917110000058	ESU- TETULIA	1,303,080.18	1,303,080.18
Total					**2,882,552.73**	**2,882,552.73**

-

Type & Code : 135 (ESTB)

SL	Bank Name	Branch Name	Account Number	Name of Office	Closing Balance (Bank)	Closing Balance (Cash)
1	Agrani Bank Ltd.	Maldhapatty, Dinajpur	0200000717793	S&D-1 Dinajpur	1,455,135.82	973,338.82
2	Uttara Bank Ltd.	Dinajpur	343414100004132	S&D-2 Dinajpur	1,660,674.12	606,271.12
3	Agrani Bank Ltd.	Thakurgaon	0200001366759	S&D-THAKURGAON	869,588.54	36,305.54
4	Agrani Bank Ltd.	Panchagarh	0200001358099	S&D-PANCHAGHAR	703,115.38	349,982.38
5	Agrani Bank Ltd.	Setabganj	0200012954133	ESU- FULBARI	541,095.36	27,995.36
6	Agrani Bank Ltd.	Fulbari, Dinajpur	0200002127143	ESU- PARBOTIPUR	400,510.69	115,530.69
7	Sonali Bank Ltd.	Parbotipur, Dinajpur	1821004000054	ESU- SETABGONJ	538,093.34	158,700.34
8	Sonali Bank Ltd.	Tutuila, Panchagarh	1917110000057	ESU- TETULIA	324,319.00	76,559.00
9	Agrani Bank Ltd.	Maldhapatty, Dinajpur	0200000717795	SE Office	111,975.00	108,822.00
10	Agrani Bank Ltd.	Station Road, Dinajpur	020000424679	RAO, Dinajpur	609,856.88	542,018.88
11	Agrani Bank Ltd.	Maldhapatty, Dinajpur	0200000717902	CONT (REV)	973,705.37	59,776.37
Total					**8,188,069.50**	**3,055,300.50**

Type & Code : 137 (Regional Collection)

SL	Bank Name	Branch Name	Account Number	Name of Office	Closing Balance (Bank)	Closing Balance (Cash)
1	Agrani Bank Ltd.	Maldhapatty, Dinajpur	0200012369209	RAO, Dinajpur	26,460.00	26,460.00
2	Sonali Bank Ltd.	Suihari Branch., Dinajpur	1829103000040	RAO, Dinajpur	-	-
3	Janata Bank Ltd.	Corporate Branch., Dinajpur	0100142626084	RAO, Dinajpur	-	-
4	Pubali Bank Ltd	Maldhapatty, Dinajpur	0661102000966	RAO, Dinajpur	275,663.20	12,669,955.02
5	United Commercial Bank Ltd.	Maldhapatty, Dinajpur	0121301000000014	RAO, Dinajpur	24,255.30	24,255.30
6	Standard Bank Ltd.	Dinajpur Br., Dinajpur	00005636000037	RAO, Dinajpur	2,030,492.77	21,617,856.77
7	Rupali Bank Ltd.	Chehelgazi Br, Dinajpur	4622024000067	RAO, Dinajpur	-	-
8	Rajshahi Krisi Unnayan Bank	Dinajpur Br. Dinajpur	0017200000040	RAO, Dinajpur	86,278.50	86,278.50
Total					**2,443,149.77**	**34,424,805.59**

-

Type & Code : 137a (Regional Misc. Collection)

SL	Bank Name	Branch Name	Account Number	Name of Office	Closing Balance (Bank)	Closing Balance (Cash)
1	Janata Bank Ltd.	Corporate Branch., Dinajpur	0100008017837	RAO, Dinajpur	4,579.82	4,579.82
Total					4,579.82	4,579.82

-

Type & Code : 137B (Regional SD Collection)

SL	Bank Name	Branch Name	Account Number	Name of Office	Closing Balance (Bank)	Closing Balance (Cash)
1	Janata Bank Ltd.	Corporate Branch., Dinajpur	0100008017781	RAO, Dinajpur	-	-
Total					-	-

Type & Code : 138 (Deposit)

SL	Bank Name	Branch Name	Account Number	Name of Office	Closing Balance (Bank)	Closing Balance (Cash)
1	Agrani Bank Ltd.	Station Road, Dinajpur	02400004246518	RAO, Dinajpur	833,045.47	833,045.47
2	Agrani Bank Ltd.	Station Road, Dinajpur	02400004246524	RAO, Dinajpur	372,220.40	372,220.40
Total					**1,205,265.87**	**1,205,265.87**

Northern Electricity Supply Company Limited

(An Enterprise of Bangladesh Power Development Board)

Cash and Cash Equivalents (Project)

For the year Ended June 30, 2021

Type & Code : 135 (ESTB)

SL	Bank Name	Branch Name	Account Number	Name of Office	Closing Balance (Bank)	Closing Balance (Cash)
1	Rupali Bank Ltd	Rajshahi Corporate, Rajshahi	3517024004704	SPM-PD	187,582.14	3,875.14
2	Rupali Bank Ltd	Rajshahi Corporate, Rajshahi	3517024004802	SPM-Ex En	26,510.40	10,924.40
3	Janata Bank Ltd	Hetem Khan Br, Rajshahi	0100167080868	Rajshahi Division	1,371,281.58	20,350.68
4	Janata Bank Ltd	Hetem Khan Br, Rajshahi	0100167079541	Rangpur Division	2,708,484.33	40,973.33
Total					**4,293,858.45**	**76,123.55**

Northern Electricity Supply Company Limited

(An Enterprise of Bangladesh Power Development Board)

Schedule of FDR

For the year Ended June 30, 2021

Sl No	Bank	FDR No	RAO/Office	Principal BDT as on 30.06.20	Amount BDT as on 30.06.21	Initial Opening Date	Maturity Date	Rate Of Interest
1	AB Bank, Rajshahi	FDR AB Bank 3594329/766753	DGM(Accounts)	108,275,000	-	10/22/2018	10/22/2020	9.25%
2	AB Bank, Rajshahi	FDR AB Bank 3604622/766753	DGM(Accounts)	10,930,500	-	5/21/2019	5/21/2021	8.00%
3	AB Bank, Rajshahi	FDR AB Bank 3604621/766753	DGM(Accounts)	10,930,500	-	5/21/2019	5/21/2021	8.00%
4	AB Bank, Rajshahi	FDR AB Bank 3613988/766753	DGM(Accounts)	23,945,550		6/26/2019	6/26/2021	8.00%
5	AB Bank, Rajshahi	FDR AB Bank 3614064/766753	DGM(Accounts)	7,500,000	-	7/14/2019	7/14/2020	10.50%
6	AB Bank, Rajshahi	FDR AB Bank 3631990/766753	DGM(Accounts)	100,000,000	-	9/8/2019	9/8/2020	11.00%
7	AB Bank, Rajshahi	FDR AB Bank 3631992/766753	DGM(Accounts)	50,000,000	-	9/9/2019	9/9/2020	11.00%
8	AB Bank, Rajshahi	FDR AB Bank 3632000/751754	Ishwardi	20,000,000	-	9/12/2019	9/12/2020	11.00%
9	AB Bank, Rajshahi	FDR AB Bank 3632055/751754	Ishwardi	6,056,250	-	9/16/2019	9/16/2020	11.00%
10	AB Bank, Rajshahi	FDR AB Bank 3632067/766753	DGM(Accounts)	100,000,000	-	9/26/2019	9/26/2020	11.00%
11	AB Bank, Rajshahi	FDR AB Bank 3644672/766753	DGM(Accounts)	38,973,000	-	11/5/2019	11/5/2020	11.00%
12	AB Bank, Rajshahi	FDR AB Bank 3658917/766753	DGM(Accounts)	4,700,000	-	12/26/2019	12/26/2020	10.00%
13	AB Bank, Rajshahi	FDR AB Bank 3664492/766753	DGM(Accounts)	1,308,400	-	6/14/2020	6/14/2021	8.00%
14	AB Bank, Rajshahi	FDR AB Bank 3664516/766753	DGM(Accounts)	4,537,175	-	6/25/2020	6/25/2021	8.00%
Total				**487,156,375**	**-**			

Sl No	Bank	FDR No	RAO/Office	Principal BDT as on 30.06.20	Amount BDT as on 30.06.21	Initial Opening Date	Maturity Date	Rate Of Interest
1	Bangladesh Commerce Bank Ltd	FDR -05233000278	Rajshahi	-	1,750,000	6/16/2021	6/16/2022	7.50%
Total				**-**	**1,750,000**			

Sl No	Bank	FDR No	RAO/Office	Principal BDT as on 30.06.20	Amount BDT as on 30.06.21	Initial Opening Date	Maturity Date	Rate Of Interest
1	BASIC	FDR BASIC BANK 0318- 01-0012743	Rajshahi	26,675,500	-	5/3/2018	5/4/2021	7.25%
2	BASIC	FDR BASIC BANK 0318- 01-0013345	DGM(Accounts)	242,175,402	257,937,347	5/20/2018	5/20/2021	7.00%
3	BASIC	FDR BASIC BANK 0318- 01-0013400	Rajshahi	27,142,106	-	6/3/2018	6/3/2021	7.25%
4	BASIC	FDR BASIC BANK 0318- 01-0012829	DGM(Accounts)	31,743,000	33,945,074	7/25/2018	7/25/2020	7.35%
5	BASIC	FDR BASIC BANK 03218-01-0007276	Rangpur	7,142,375	7,638,056	8/1/2018	8/1/2020	7.25%
6	BASIC	FDR BASIC BANK 0318- 01-0012840	Rajshahi	2,202,779	2,353,923	10/22/2018	10/21/2020	7.35%
7	BASIC	FDR BASIC BANK 0318- 01-0013190	DGM(Accounts)	1,545,909	1,643,779	5/5/2019	5/5/2021	7.25%
8	BASIC	FDR BASIC BANK 0318- 01-0013212	DGM(Accounts)	51,892,585	-	5/7/2019	5/6/2021	7.25%
9	BASIC	FDR BASIC BANK 03218-01-0007277/0331	Dinajpur	2,000,000	2,000,000	5/20/2019	5/20/2021	7.65%
10	BASIC	FDR BASIC BANK 0318- 01-0013847	DGM(Accounts)	2,000,000	2,137,000	9/23/2019	9/23/2020	7.35%
11	BASIC	FDR BASIC BANK 0318- 01-0013959	DGM(Accounts)	4,000,000	4,276,500	11/4/2019	11/4/2020	7.35%
12	BASIC	FDR BASIC BANK 0318-01-0013985	DGM(Accounts)	21,641,000	23,138,460	11/6/2019	11/6/2020	7.35%
13	BASIC	FDR BASIC BANK 0318-01-0014038	DGM(Accounts)	40,584,378	43,439,664	12/10/2019	12/10/2020	8.00%
14	BASIC	FDR BASIC BANK -0318-01-0014113	DGM(Accounts)	3,416,466	3,655,339	12/29/2019	12/29/2020	8.00%
15	BASIC	FDR BASIC BANK 0318-01-0014225	DGM(Accounts)	279,196,650	298,881,893	2/27/2020	2/27/2021	7.25%
16	BASIC	FDR BASIC BANK 0318-01-0014251	Rajshahi	11,177,520	-	3/4/2020	3/4/2021	7.85%
17	BASIC	FDR BASIC BANK 0318-01-0014272	Rajshahi	2,962,227	-	5/11/2020	5/11/2021	7.00%
18	BASIC	FDR BASIC BANK 0318-01-0014293	DGM(Accounts)	5,445,000	5,797,286	5/17/2020	5/17/2021	7.00%
19	BASIC	FDR BASIC BANK 0318-01-0014288	Rajshahi	34,725,705	-	5/17/2020	5/17/2021	7.25%
20	BASIC	FDR BASIC BANK 0318-01-0014301	DGM(Accounts)	4,359,580	4,641,043	5/17/2020	5/17/2021	7.00%
21	BASIC	FDR BASIC BANK 0318-01-0014316	DGM(Accounts)	10,462,365	11,130,034	5/19/2020	5/19/2021	7.00%
22	BASIC	FDR BASIC BANK 0318-01-0014321	DGM(Accounts)	6,452,550	6,870,579	5/27/2020	5/27/2021	7.00%
23	BASIC	FDR BASIC BANK 0318-01-0014363	DGM(Accounts)	2,000,000	-	6/30/2020	6/30/2021	7.35%
24	BASIC	FDR BASIC BANK 0318-01-0014384	DGM(Accounts)	-	5,000,000	7/6/2020	7/6/2021	7.35%
25	BASIC	FDR BASIC BANK 0318-01-0014412	DGM(Accounts)	-	8,203,250	7/14/2020	7/14/2021	7.35%
26	BASIC	FDR BASIC BANK 0318-01-0014379	DGM(Accounts)	-	4,591,900	7/5/2020	7/5/2021	7.35%
27	BASIC	FDR BASIC BANK 0318-01-0014390	DGM(Accounts)	-	32,943,000	7/12/2020	7/12/2021	7.35%
28	BASIC	FDR BASIC BANK 0318-01-0014391	DGM(Accounts)	-	5,878,125	7/19/2020	7/19/2021	7.35%
29	BASIC	FDR BASIC BANK 0318-01-0014407	DGM(Accounts)	-	9,061,255	7/12/2020	7/12/2021	7.35%
30	BASIC	FDR BASIC BANK 0318-01-0014454	DGM(Accounts)	-	5,200,000	8/4/2020	8/4/2021	7.35%
31	BASIC	FDR BASIC BANK 0318-01-0014503	DGM(Accounts)	-	1,842,000	9/10/2020	9/10/2021	7.35%

Sl No	Bank	FDR No	RAO/Office	Principal BDT as on 30.06.20	Amount BDT as on 30.06.21	Initial Opening Date	Maturity Date	Rate Of Interest
32	BASIC	FDR BASIC BANK 0318-01-0014567	DGM(Accounts)	-	6,896,673	12/13/2020	12/13/2021	8.00%
33	BASIC	FDR BASIC BANK 0318-01-0014615	DGM(Accounts)	-	2,519,637	12/15/2020	12/15/2021	8.00%
34	BASIC	FDR BASIC BANK 0318-01-0014621	DGM(Accounts)	-	5,000,000	12/15/2020	12/15/2021	8.00%
35	BASIC	FDR BASIC BANK 0318-01-0014657	DGM(Accounts)	-	5,117,500	12/27/2020	12/27/2021	8.00%
36	BASIC	FDR BASIC BANK 0318-01-0014662	DGM(Accounts)	-	1,301,124	12/27/2020	12/27/2021	8.00%
37	BASIC	FDR BASIC BANK 0318-01-0014780	DGM(Accounts)	-	1,236,889	1/10/2021	1/10/2022	8.00%
38	BASIC	FDR BASIC BANK 0318-01-0014865	DGM(Accounts)	-	155,900,073	1/14/2021	1/14/2022	8.00%
39	BASIC	FDR BASIC BANK 0318-01-0014850	DGM(Accounts)	-	118,538,996	1/14/2021	1/14/2022	8.00%
40	BASIC	FDR BASIC BANK 0318-01-0014844	DGM(Accounts)	-	71,058,691	1/14/2021	1/14/2022	8.00%
41	BASIC	FDR BASIC BANK 0318-01-0014839	DGM(Accounts)	-	16,335,000	1/14/2021	1/14/2022	8.00%
42	BASIC	FDR BASIC BANK 0318-01-0014871	DGM(Accounts)	-	4,700,000	1/25/2021	1/25/2022	7.25%
43	BASIC	FDR BASIC BANK 0318-01-0014935	DGM(Accounts)	-	11,937,212	3/4/2021	3/4/2022	7.25%
44	BASIC	FDR BASIC BANK 0318- 01-0015020	DGM(Accounts)	-	28,386,076	5/3/2021	5/3/2022	7.25%
45	BASIC	FDR BASIC BANK 0318- 01-0015056	DGM(Accounts)	-	36,961,557	5/17/2021	5/17/2022	7.00%
46	BASIC	FDR BASIC BANK 0318- 01-0015061	DGM(Accounts)	-	11,699,496	5/23/2021	5/23/2022	7.00%
47	BASIC	FDR BASIC BANK 0318- 01-0015077	DGM(Accounts)	-	11,699,496	5/23/2021	5/23/2022	7.00%
		Total		**820,943,097**	**1,271,493,928**			

Sl No	Bank	FDR No	RAO/Office	Principal BDT as on 30.06.20	Amount BDT as on 30.06.21	Initial Opening Date	Maturity Date	Rate Of Interest
1	BDBL	FDR BDBL 0008916	DGM(Accounts)	226,385,844	-	5/21/2019	5/21/2021	6.50%
		Total		**226,385,844**	**-**			

Sl No	Bank	FDR No	RAO/Office	Principal BDT as on 30.06.20	Amount BDT as on 30.06.21	Initial Opening Date	Maturity Date	Rate Of Interest
1	First Security Islami Bank	FDR FSIB-013624600002093	DGM(Accounts)	30,000,000	-	7/10/2019	7/10/2020	11.00%
2	First Security Islami Bank	FDR FSIB-013624600002135	DGM(Accounts)	10,000,000	10,972,500	8/1/2019	8/1/2020	8.00%
3	First Security Islami Bank	FDR FSIB-013624600002196	DGM(Accounts)	13,300,000	-	9/24/2019	9/24/2020	11.00%
4	First Security Islami Bank	FDR FSIB-013624600002201	DGM(Accounts)	16,000,000	-	9/26/2019	9/26/2020	11.00%
5	First Security Islami Bank	FDR FSIB-013624600002248	DGM(Accounts)	56,363,163	61,878,116	11/5/2019	11/5/2020	8.00%
6	First Security Islami Bank	FDR FSIB-013624600002262	DGM(Accounts)	6,386,175	-	11/11/2019	11/11/2020	10.25%
7	First Security Islami Bank	FDR FSIB-013624600002285	DGM(Accounts)	2,980,125	-	11/25/2019	11/25/2020	10.50%
8	First Security Islami Bank	FDR FSIB-013624600002305	DGM(Accounts)	9,742,790	-	12/3/2019	12/3/2020	10.50%
9	First Security Islami Bank	FDR FSIB-013624600002311	DGM(Accounts)	3,848,525	-	12/4/2019	12/4/2020	10.50%
10	First Security Islami Bank	FDR FSIB-013624600002312	DGM(Accounts)	4,879,750	-	12/5/2019	12/5/2020	10.50%
11	First Security Islami Bank	FDR FSIB-013624600002316	DGM(Accounts)	2,307,115	-	12/15/2019	12/15/2020	10.50%
12	First Security Islami Bank	FDR FSIB-013624600002362	DGM(Accounts)	4,290,000	4,634,490	1/29/2020	1/29/2021	7.75%
13	First Security Islami Bank	FDR FSIB-013624600002370	DGM(Accounts)	10,939,550	11,810,654	1/30/2020	1/30/2021	7.75%
14	First Security Islami Bank	FDR FSIB-013624600002372	DGM(Accounts)	6,399,450	6,857,210	2/26/2020	2/26/2021	7.50%
15	First Security Islami Bank	FDR FSIB-013624600002389	DGM(Accounts)		1,516,735	8/12/2020	8/12/2021	8.00%
16	First Security Islami Bank	FDR FSIB-013624600002390	DGM(Accounts)		58,841,862	8/12/2020	8/12/2021	8.00%
17	First Security Islami Bank	FDR FSIB-013624600002392	DGM(Accounts)		1,618,585	8/17/2020	8/17/2021	8.00%
18	First Security Islami Bank	FDR FSIB-013624600002391	DGM(Accounts)		58,582,470	8/19/2020	8/19/2021	8.00%
		Total		**177,436,643**	**216,712,622**			

Sl No	Bank	FDR No	RAO/Office	Principal BDT as on 30.06.20	Amount BDT as on 30.06.21	Initial Opening Date	Maturity Date	Rate Of Interest
1	IDLC, Rajshahi	FDR IDLC 13052247665101	DGM(Accounts)	20,000,000	21,425,000	6/14/2020	6/14/2021	6.0%
		Total		**20,000,000**	**21,425,000**			

Sl No	Bank	FDR No	RAO/Office	Principal BDT as on 30.06.20	Amount BDT as on 30.06.21	Initial Opening Date	Maturity Date	Rate Of Interest
1	IPDC Finance Ltd.	FDR 1004241000001953	DGM(Accounts)	-	20,000,000	3/18/2021	3/18/2022	7.5%
		Total		**-**	**20,000,000**			

Sl No	Bank	FDR No	RAO/Office	Principal BDT as on 30.06.20	Amount BDT as on 30.06.21	Initial Opening Date	Maturity Date	Rate Of Interest
1	Janata,Hatem khan,Raj.	FDR JANATA BANK 1041012039	Rajshahi	1,379,533	-	1/18/2015	7/18/2020	6.50%
2	Janata Bank Ltd. Siraj.	FDR 0100222549498	DGM(Accounts)		4,898,531	3/24/2021	3/24/2022	6.50%
3	Janata,Hatem Khan,Raj.	FDR 0100222985514			1,448,551	4/18/2021	4/18/2022	6.50%
4	Janata Bank Ltd. Siraj	FDR 0100222620761	DGM(Accounts)		3,799,325	3/28/2021	3/28/2022	6.50%
		Total		**1,379,533**	**10,146,407**			

Sl No	Bank	FDR No	RAO/Office	Principal BDT as on 30.06.20	Amount BDT as on 30.06.21	Initial Opening Date	Maturity Date	Rate Of Interest
1	Mercantile	FDR Mercantile BANK 110741327574391	DGM(Accounts)	3,582,150	-	3/27/2019	3/27/2021	9.50%
2	Mercantile	FDR Mercantile BANK 110741328454764	DGM(Accounts)	4,200,000	-	7/4/2019	7/4/2020	10.50%
3	Mercantile	FDR Mercantile BANK 110741330320767	DGM(Accounts)	26,000,000	-	1/12/2020	1/12/2021	9.00%
		Total		**33,782,150**	**-**			

Sl No	Bank	FDR No	RAO/Office	Principal BDT as on 30.06.20	Amount BDT as on 30.06.21	Initial Opening Date	Maturity Date	Rate Of Interest
1	Midland Bank	FDR Midland Bank-1100004475	DGM(Accounts)	400,000	-	4/5/2020	10/5/2020	6.00%
2	Midland Bank	FDR Midland Bank-1100004555	DGM(Accounts)	1,000,000		5/10/2020	8/10/2020	6.00%
3	Midland Bank	FDR Midland Bank-1100004564	DGM(Accounts)	500,000		5/10/2020	8/10/2020	6.00%
4	Midland Bank	FDR Midland Bank-1100004617	DGM(Accounts)	1,000,000		5/17/2020	8/17/2020	6.00%
5	Midland Bank	FDR Midland Bank-1100004699	DGM(Accounts)	1,500,000		5/31/2020	8/31/2020	6.00%
6	Midland Bank	FDR Midland Bank-1100004680	DGM(Accounts)	1,500,000		5/31/2020	8/31/2020	6.00%
7	Midland Bank	FDR Midland Bank-1100004671	DGM(Accounts)	1,000,000		5/31/2020	8/31/2020	6.00%
8	Midland Bank	FDR Midland Bank-1830000354	DGM(Accounts)	1,600,000	-	5/31/2020	8/31/2020	6.00%
9	Midland Bank	FDR Midland Bank-1830000470	DGM(Accounts)	900,000	-	6/2/2020	9/2/2020	6.00%
		Total		**9,400,000**	**-**			

Sl No	Bank	FDR No	RAO/Office	Principal BDT as on 30.06.20	Amount BDT as on 30.06.21	Initial Opening Date	Maturity Date	Rate Of Interest
1	Modhumoti, Rajshahi	FDR Modhumoti 111325500000030	Rajshahi	7,123,006	-	6/10/2018	6/10/2021	9.50%
2	Modhumoti, Rajshahi	FDR Modhumoti 111325500000031	Rajshahi	8,264,650	-	7/10/2018	7/10/2020	9.00%
3	Modhumoti, Rajshahi	FDR Modhumoti 111325500000046	Rajshahi	2,383,100	-	11/13/2018	11/13/2020	9.75%
4	Modhumoti, Rajshahi	FDR Modhumoti 111325500000052	Rajshahi	6,303,950	-	12/11/2018	12/11/2020	9.50%
5	Modhumoti, Rajshahi	FDR Modhumoti 111325500000054	Rajshahi	1,191,525	-	12/27/2018	12/27/2020	10.50%
6	Modhumoti, Rajshahi	FDR Modhumoti 111325500000113	DGM(Accounts)	31,000,000	-	1/22/2020	1/22/2021	9.50%
7	Modhumoti, Rajshahi	FDR Modhumoti 111325500000114	DGM(Accounts)	30,000,000	-	1/23/2020	1/23/2021	9.00%
8	Modhumoti, Rajshahi	FDR Modhumoti 111325500000125	Rajshahi	1,636,750	-	6/14/2020	6/14/2021	8.00%
		Total		**87,902,981**	**-**			

Sl No	Bank	FDR No	RAO/Office	Principal BDT as on 30.06.20	Amount BDT as on 30.06.21	Initial Opening Date	Maturity Date	Rate Of Interest
1	National Bank Ltd	FDR NBL-1005003843827	DGM(Accounts)	15,930,000	-	1/21/2020	1/21/2021	10.00%
2	National Bank Ltd	FDR NBL-1005003823993	Rajshahi	15,000,000	-	1/14/2020	1/14/2021	10.00%
		Total		**30,930,000**	**-**			

Sl No	Bank	FDR No	RAO/Office	Principal BDT as on 30.06.20	Amount BDT as on 30.06.21	Initial Opening Date	Maturity Date	Rate Of Interest
1	One Bank, Bogura	FDR One Bank Bogura 0194140001858	Bogura	50,000,000	-	8/12/2018	8/12/2020	10.50%
2	One Bank, Bogura	FDR One Bank Bogura 0194140002114	Bogura	3,600,000	-	8/18/2019	8/18/2020	10.50%
		Total		**53,600,000**	**-**			

Sl No	Bank	FDR No	RAO/Office	Principal BDT as on 30.06.20	Amount BDT as on 30.06.21	Initial Opening Date	Maturity Date	Rate Of Interest
1	Premier	FDR Premier 012824600000665	DGM(Accounts)	53,563,000	-	8/12/2018	8/12/2019	8.00%
2	Premier	FDR Premier 012824600000670	DGM(Accounts)	108,280,000	-	10/22/2018	10/22/2019	9.50%
3	Premier	FDR Premier 012824600000687	DGM(Accounts)	24,616,850	-	11/17/2019	11/17/2020	10.50%
4	Premier	FDR Premier 012824600000688	DGM(Accounts)	5,259,675	-	11/20/2019	11/20/2020	10.50%
		Total		**191,719,525**	**-**			

Sl No	Bank	FDR No	RAO/Office	Principal BDT as on 30.06.20	Amount BDT as on 30.06.21	Initial Opening Date	Maturity Date	Rate Of Interest
1	Rupali Bank, Rajshahi	FDR Rupali BANK 3517035004704	Rajshahi	145,809,837	-	1/14/2018	1/14/2019	7.75%
2	Rupali Bank, Rajshahi	FDR Rupali BANK 3517035004705	Rajshahi	112,149,537	-	1/15/2018	1/15/2019	7.75%
3	Rupali Bank, Rajshahi	FDR Rupali BANK 3517035004775	Rajshahi	35,435,750	37,893,231	10/28/2018	10/27/2019	7.25%
4	Rupali Bank, Rajshahi	FDR Rupali BANK 3517035004777	Rajshahi	21,146,000	22,606,770	10/31/2018	10/31/2019	7.25%
5	Rupali Bank, Rajshahi	FDR Rupali BANK 3517035004803	DGM(Accounts)	1,161,850	-	1/9/2019	1/8/2020	7.75%
6	Rupali Bank, Rajshahi	FDR Rupali BANK 3517035004850	DGM(Accounts)	7,164,825	-	6/25/2019	6/24/2020	7.25%
7	Rupali Bank, Rajshahi	FDR Rupali BANK 3517035004858	DGM(Accounts)	5,497,500	-	7/17/2019	7/17/2020	7.75%
8	Rupali Bank, Rajshahi	FDR Rupali BANK 3517035004863	DGM(Accounts)	5,397,500	5,771,150	8/28/2019	8/28/2020	7.25%
9	Rupali Bank, Rajshahi	FDR Rupali BANK 3517035004871	DGM(Accounts)	9,900,000	10,575,525	10/15/2019	10/15/2020	7.25%
10	Rupali Bank, Rajshahi	FDR Rupali BANK 3517035004918	Rajshahi	66,500,295	-	1/14/2020	1/14/2021	7.75%
11	Rupali Bank, Rajshahi	FDR Rupali BANK 3517035004917	Rajshahi	110,884,782	-	1/14/2020	1/14/2021	7.75%
12	Rupali Bank, Rajshahi	FDR Rupali BANK 3517035004919	Rajshahi	27,866,366	-	1/15/2020	1/15/2021	7.75%
13	Rupali Bank, Rajshahi	FDR Rupali BANK 3517035004985	DGM(Accounts)	-	5,052,385	8/31/2020	8/31/2021	7.25%
14	Rupali Bank, Rajshahi	FDR Rupali BANK 3517035004988	DGM(Accounts)		911,035	9/2/2020	9/2/2021	7.25%
15	Rupali Bank, Rajshahi	FDR Rupali BANK 3517035004990	DGM(Accounts)		21,572,500	9/7/2020	9/7/2021	7.25%
16	Rupali Bank, Rajshahi	FDR Rupali BANK 3517035004992	DGM(Accounts)		109,795,000	9/8/2020	9/8/2021	7.25%
17	Rupali Bank, Rajshahi	FDR Rupali BANK 3517035004994	DGM(Accounts)		54,858,000	9/9/2020	9/9/2021	7.25%
18	Rupali Bank, Rajshahi	FDR Rupali BANK 3517035004998	DGM(Accounts)		21,938,000	9/13/2020	9/13/2021	7.25%
19	Rupali Bank, Rajshahi	FDR Rupali BANK 35170350049103	DGM(Accounts)		6,647,319	9/16/2020	9/16/2021	7.25%
20	Rupali Bank, Rajshahi	FDR Rupali BANK 35170350049105	DGM(Accounts)		14,574,700	9/24/2020	9/24/2021	7.25%
21	Rupali Bank, Rajshahi	FDR Rupali BANK 35170350049108	DGM(Accounts)		17,542,000	9/27/2020	9/27/2021	7.25%
22	Rupali Bank, Rajshahi	FDR Rupali BANK 35170350049107	DGM(Accounts)		109,795,000	9/27/2020	9/27/2021	7.25%
23	Rupali Bank, Rajshahi	FDR Rupali BANK 35170350049128	DGM(Accounts)		118,914,225	10/22/2020	10/22/2021	7.25%
24	Rupali Bank, Rajshahi	FDR Rupali BANK 35170350049129	DGM(Accounts)		118,919,720	10/22/2020	10/22/2021	7.25%
		Total		**548,914,242**	**677,366,560**			

Sl No	Bank	FDR No	RAO/Office	Principal BDT as on 30.06.20	Amount BDT as on 30.06.21	Initial Opening Date	Maturity Date	Rate Of Interest
1	Trust Bank, Bogura	FDR Trust Bank Bogura 00970330007675	Bogura	13,600,000	-	9/5/2019	9/5/2020	9.00%
2	Trust Bank, Bogura	FDR Trust Bank Bogura 00970330002657	Bogura	6,400,000	-	9/4/2019	9/4/2020	9.00%
		Total		**20,000,000**	**-**			

Sl No	Bank	FDR No	RAO/Office	Principal BDT as on 30.06.20	Amount BDT as on 30.06.21	Initial Opening Date	Maturity Date	Rate Of Interest
1	NRB Global Bank Ltd	FDR 012-4400496817	DGM(Accounts)	-	1,000,000	11/8/2020	11/8/2021	8.00%
		Total		**-**	**1,000,000**			

Sub-Total				**2,709,550,390**	**2,219,894,517**			

Sl No	Bank	FDR No	RAO/Office	Principal BDT as on 30.06.20	Amount BDT as on 30.06.21	Initial Opening Date	Maturity Date	Rate Of Interest
1	BASIC	FDR BASIC BANK 0318-01-0014210	Gratuity Fund	5,287,500	5,658,062	2/26/2020	2/26/2021	7.85%
2	BASIC	FDR BASIC BANK 0318-01-0014204	Gratuity Fund	11,168,503	11,942,557	2/26/2020	2/26/2021	7.25%
3	BASIC	FDR BASIC BANK 0318-01-0014231	Gratuity Fund	55,417,860	59,293,132	2/27/2020	2/27/2021	7.25%
4	BASIC	FDR BASIC BANK 0318-01-0014246	Gratuity Fund	63,799,970	68,267,438	3/1/2020	3/1/2021	7.25%
5	BASIC	FDR BASIC BANK 0318- 01-0012931	Gratuity Fund	31,731,000	-	2/5/2019	2/5/2020	7.85%
6	BASIC	FDR BASIC BANK 0318- 01-0014566	Gratuity Fund		42,816,327	11/5/2020	11/5/2021	7.35%
7	BASIC	FDR BASIC BANK 0318- 01-0014795	Gratuity Fund		27,868,650	1/12/2021	1/12/2022	8.00%
8	BASIC	FDR BASIC BANK 0318- 01-0014802	Gratuity Fund		16,016,250	1/12/2021	1/12/2022	8.00%
9	BASIC	FDR BASIC BANK 0318-01-0014272	Rajshahi	2,962,227	3,152,512	5/11/2020	5/11/2021	7.00%
10	BASIC	FDR BASIC BANK 0318- 01-0014823	Gratuity Fund		207,350	1/13/2021	1/13/2022	8.00%
		Total		**167,404,833**	**235,222,278**			

Sl No	Bank	FDR No	RAO/Office	Principal BDT as on 30.06.20	Amount BDT as on 30.06.21	Initial Opening Date	Maturity Date	Rate Of Interest
1	BDBL	FDR BDBL 0008916	Gratuity Fund	226,385,844	241,117,520	5/21/2019	5/21/2021	6.50%
		Total		**226,385,844**	**241,117,520**			

Sl No	Bank	FDR No	RAO/Office	Principal BDT as on 30.06.20	Amount BDT as on 30.06.21	Initial Opening Date	Maturity Date	Rate Of Interest
1	Rupali Bank, Rajshahi	FDR Rupali BANK 3517035004916	Gratuity Fund	15,000,000	-	1/12/2020	1/12/2021	7.75%
2	Rupali Bank, Rajshahi	FDR Rupali BANK 3517035004924	Gratuity Fund	55,417,860	-	1/29/2020	1/29/2021	7.75%
3	Rupali Bank, Rajshahi	FDR Rupali BANK 3517035004923	Gratuity Fund	22,403,498	-	1/15/2020	1/15/2021	7.75%
4	Rupali Bank, Rajshahi	FDR Rupali BANK 3517035004939	Gratuity Fund	4,604,113	-	3/24/2020	3/24/2021	6.50%
5	Rupali Bank, Rajshahi	FDR Rupali BANK 35170350049118	GF		411,368	10/5/2020	10/5/2021	7.25%
		Total		**97,425,471**	**411,368**			

Sl No	Bank	FDR No	RAO/Office	Principal BDT as on 30.06.20	Amount BDT as on 30.06.21	Initial Opening Date	Maturity Date	Rate Of Interest
1	First Security Islami Bank	FDR FSIB-013624600002411	Gratuity Fund	-	23,936,142	1/28/2021	1/28/2022	7.75%
2	First Security Islami Bank	FDR FSIB-013624600002412	Gratuity Fund	-	59,203,256	1/28/2021	1/28/2022	7.75%
		Total		**-**	**83,139,398**			

Sl No	Bank	FDR No	RAO/Office	Principal BDT as on 30.06.20	Amount BDT as on 30.06.21	Initial Opening Date	Maturity Date	Rate Of Interest
1	Janata,Hatem Khan,Rajshahi	FDR JANATA BANK 0100220609451	DGM(Accounts)		33,942,795	2/7/2021	2/7/2022	6.50%
		Total		**-**	**33,942,795**			

Sl No	Bank	FDR No	RAO/Office	Principal BDT as on 30.06.20	Amount BDT as on 30.06.21	Initial Opening Date	Maturity Date	Rate Of Interest
1	Trust Bank Ltd.	FDR Trust Bank 313261	Gratuity Fund	45,000,000	48,412,500	2/25/2020	2/25/2021	6.00%
2	Trust Bank Ltd.	FDR Trust Bank 313262	Gratuity Fund	8,783,000	9,448,900	2/25/2020	2/25/2021	6.00%
		Total		**53,783,000**	**57,861,400**			

Sub-Total	**318,613,304**	**651,694,759**				
Total	**3,028,163,694**	**2,871,589,276**				

NORTHERN ELECTRICITY SUPPLY COMPANY LIMITED, RAJSHAHI
Name of RAO / RAC : NESCO
Unit Type : (All)
Name of Year : 2020-21

Code #	Head OF Accounts	July 01, 2020 to June 30, 2021	
		Debit	Credit
101	Utility Plant in Service-Generation	-	-
101A	Price Escalation UPIS-Generation	-	-
102	Utility Plant in Service-Transmission	-	-
102A	Price Escalation UPIS-Transmission	-	-
103	Utility Plant in Service-Distribution	100,757,801	-
103A	Utility Plant in Service-Distribution (2)	3,071,700,000	-
104	Utility Plant in Service-General Plant	330,563,188	-
104A	Price Escalation UPIS-General Plant	-	-
107	Utility Plant in Process of Reclassification	-	-
108	Utility Plant held for Future use	-	-
109	Projects in Progress	6,144,087,431	-
110	Nonutility Property	-	-
111	Accumulated Depreciation-Generation	-	-
112	Accumulated Depreciation-Transmission	-	-
113	Accumulated Depreciation-Distribution	-	529,776,927
114	Accumulated Depreciation-General Plant	-	-
115	Accumulated Depreciation Utility Plant in Process Re Classification	-	-
116	Accumulated Depreciation Utility Plant in Held for use	-	-
122	Accumulated Depreciation Non Utility Property	-	-
129	FDR- Against Miscellaneous/Revenue Fund	1,614,513,683	1,745,145,101
129 A	FDR- Against GPF/CPF	-	-
129 B	FDR- Against Pension/Gratuity Fund	-	-
129 C	Investment against Share/Stock	-	-
129 D	Other Investment	4,616,188	30,559,188
130	Cash in Bank-Assets Insurance Fund	-	-
131	Petty Cash Fund	765,500	705,500
132	Cash in Bank-Pension Account	-	-
133	Cash in Bank-Local Collection Account	1,435,211,648	1,870,776,464
134	Cash in Bank-Miscellaneous Collection Account	23,453,084	13,878,487
134A	Cash in Bank-Consumers Security Deposit Account	20,950,281	14,347,365
135	Cash in Bank-Regional Accounting Office	35,242,119	58,940,906
136	Cash in Bank-Collection Retention Account	-	-
137	Cash in Bank-Regional Collection Account	46,244,745	57,486,005
137A	Cash in Bank- Regional Miscellaneous Collection Account	7,110,355	848,659
137B	Cash in Bank-Regional Consumers Security Deposit Account	2,319,056	1,263,711
138	Cash in Bank- Deposit Account	10,816,998	16,553,378
139	Cash at Bank- Central Bank Account	-	-
139A	Cash at Bank -Central Bank Account	202,384,863	43,942,119
139(B)	Cash In Hand-Con. S.D	755,014	967,681

139(C)	Cash In Hand-Revenue Misc.	1,289,452	338,907
139(D)	Cash In Hand-Deposits Works	4,026,660	3,028,318
139(E)	Cash In Hand-Meter Account	314,519	1,457,403
139(F)	Cash In Hand-CPF	-	-
140	Cash in Bank- Benevolent Fund/ Group Insurance Account	-	-
141	Accounts Receivable- Consumers	26,665,656,654	26,441,794,210
142	Accounts Receivable- Others	90,455,793	124,014,006
142A	Accounts Receivable for DSL - PGCB	-	-
142B	Accounts Receivable for DSL - APSCL	-	-
142C	Accounts Receivable for DSL - WZPDC	-	-
142D	Accounts Receivable for DSL - WZPDC	-	-
143	Accumulated Provision for Uncollectable Account	-	-
144	Advances to Contractors and Suppliers	60,217	-
144A	Advances to Fuel Suppliers	-	-
145	Advances to Officers and Employees	132,425	132,425
146	Advances to Officers and Employees-Noninterest Bearing	317,000	437,000
146A	Advances to Officers and Employees-Noninterest Bearing	-	-
147	Temporary Advances	43,441,514	45,430,147
147A	Advance to CFL Blub	-	-
148	House Building/ Land Purchase/ House Repairing Advance	771,423	771,423
149	Deposit on Letter of Credit	-	-
150	Motor Cycle/ Bi-cycle Advance	-	-
151	Fuel Stock	-	-
152	Stores & Spares Purchase - Local	470,540,244	91,793,055
152A	Stores & Spares Purchase - Foreign	-	-
152B	Stores & Spares - Received from other stores	-	-
153	Construction Stores.	-	-
154	Stock of P.C. Pole.	-	-
159	Goods in Transit.	-	-
161	Prepaid Insurance.	-	-
162	Prepaid Rent.	-	-
163	Advance Payment of Tax (TDS)	27,485,632	-
169	Other Prepaid Expenses.	-	-
181	Pre - transfer Claims Receivable from Government.	-	-
182	Claims Receivable from Insurance Company.	-	-
183	Security Deposit for Telephone Connection.	-	-
184	Security Deposit for Gas Connection.	-	-
185	Security Deposit for Water Connection.	-	-
186	Claim Receivable from WDB for Exp. against Eng. Academy Captai.		-
191	Accounts Receivable - Government Duty.	1,621,951,974	1,630,047,952
192	Preliminary Survey & Investigation Charges.	-	-
193	Extraordinary Property Losses.	-	-
194	Adjustment & Suspense Account.	-	-
195	P.C. Pole Mfg. Account.	-	-
198	Loan to & from other Govt/ Autonomous/ Semi Govt Agencies	902,509,832	921,944,948

198A	Loan/Advance to other Companies	145,925,342	142,419,571
199	Dividend Payable	999,100	999,900
199A	Portion of Loan - Principal to PGCB	-	-
199B	Portion of Loan - Principal to APSCL	-	-
199C	Portion of Loan - Principal to WZPDC	-	-
201	Capital.	999,900	-
201A	BPDB Equity	-	3,071,700,000
202	Inappropriate Earned Surplus (Deficit).	-	-
203	Appropriated Earned Surplus.	-	-
204	Appraisal Surplus.	-	-
205	Previous Year Expenses.	355,889	4,253
206	Receipts for Deposit Work.	45,491,819	201,588,301
251	Govt. Equity	-	3,635,736,600
252	Govt. Loan	-	2,423,824,400
301	Due to National Government & its Agencies.	-	-
302	Foreign Loans.	-	-
303	Debenture.	-	-
308	Liquidity Damage Reserve	-	-
309	Other Long Term Liabilities.	-	-
310	Accounts Payable - CDST.	-	-
310A	Accounts Payable - VAT.	73,311,237	73,783,853
311	Accounts Payable - Contractors & Suppliers.	284,356,495	309,140,972
312	Accounts Payable - Others.	11,783,189	17,638,644
313	Accounts Payable - BPDB.	22,079,625,205	21,747,193,475
314	Accrued Salaries & Allowances.	-	-
315	Accounts Payable - PGCB.	1,178,993,642	1,162,311,567
316	Accrued Interest on Loan - Local BPDB's own	-	-
316A	Accrued Interest on Loan - Foreign - PDB's own	-	-
316B	Accrued Interest on Loan - PGCB	-	-
316C	Accrued Interest on Loan - APSCL	-	-
316D	Accrued Interest on Loan - WZPDC	-	-
317	Accrued Interest on Tax.	-	-
318	Assets Insurance Fund Accounts.	-	-
319	Loan on Trust Receipt (LTR).	-	-
320	Bank overdraft (O/D).	4,274,811,691	4,488,377,309
321	Security Deposit - Consumers.	820,000	177,229,811
322	Security Deposit - Contractors & Suppliers.	48,158,269	44,658,214
324	Other Deposits.	-	-
325	Deduction for CBA's Subscription.	-	-
331	Boards CPF Contribution.	40,094,198	123,367,695
332	Interest on CPF Contribution.	226,398	9,071
341	Employees CPF Contribution.	44,212,708	123,429,350
342	Employees Benevolent Fund Contribution.	-	1,228,086
343	Employees Other Salary Deduction.	377,327	377,806
344	Withholding Taxes.	43,268,044	43,241,380

344 A	Withholding Taxes.	22,203,030	22,200,030
351	Provision for Income tax	78,398,231	-
352	Deduction for Group Insurance.	-	-
353	Provision for Gratuity.	11,081,668	200,254,542
354	Pension Fund Account.	359,495,096	358,909,376
355	Employees GPF Account.	1,995,297	1,987,297
356	Interest on GPF.	778,058	778,058
357	Fund for Employees Honorarium	952,154	-
357B	Fund for Employees APA Bonus	63,468,267	10,000,000
358	Insurance claim received for Deceased Employees.	-	-
359	Other Liabilities.	36,557,196	35,729,179
391	Uncollected Government Duty.	1,280,871,750	1,295,103,262
392	Other Deferred Credit	-	-
392 A	Deferred Credit - Portion of Local Loan	-	-
392 B	Deferred Credit - Portion of Foreign Loan	-	-
501	Energy Salas.	-	26,665,656,654
502	Accrued Sales.	-	-
503	Income on Sale of P.C. Pole.	-	-
511	Other Income.	2,486,717	736,383,706
611	Generation Operating Expenses.	-	-
612	Generation Maintenance Expenses.	-	-
613	Electricity Purchase From IPP	-	-
614	Electricity Purchase - Rental Plant	-	-
616	Electricity Purchase - Public Plant	-	-
617	Electricity Purchase from PDB	21,412,728,820	-
618	Electricity Purchase by PDB from SPC Generation	-	-
621	Transmission Operating Expenses.	-	-
622	Transmission Maintenance Expenses.	-	-
623	Wheeling Charge - Transmission Expenses.	1,190,972,627	-
631	Distribution Operating Expenses.	2,256,209,060	627,086
632	Distribution Maintenance Expenses.	102,824,618	395,242
641	Commercial Operation Expenses.	-	-
642	Commercial Maintenance Expenses.	-	-
651	General Administrative Expenses.	1,270,233,168	224,688
652	General Maintenance Expenses.	7,339,288	-
671	Interest Expenses Loans (Foreign).	-	-
672	Interest Expenses Loans (Local).	-	-
672A		-	-
673	Losses on Foreign Exchange Fluctuations.	-	-
674	Revaluation of Accumulated Depreciation.	-	-
675	Interest on GPF / CPF.	32,981	-
676	Interest of Bank O/D / LTR (Short Term Loan).	160,866,023	-
677	Provision for Assets Insurance Fund.	-	-
678		-	-
681	Amortizations Extraordinary Property Loss.	-	-
682	Amortizations other Deferred Debits.	-	-
701	Development General Overhead Account.	-	-

901	Remittance to Regional Collection Accounts.	16,203,795,148	-
902	Retention Remittance to Regional Collection Accounts.	-	-
903	Principal Remittance from Local Collection Accounts.	-	16,203,795,148
904	Retention Remittance from Local Collection Accounts.	-	-
905	Remittance to Central Bank Account.	-	-
905A	Remit. To Zonal Central Bank Account	16,906,180,355	-
906	Remittance from Regional Collection Account.	-	-
906A	Remit. From Zonal Regional Bank Account	-	16,906,180,355
907	Remittance to Regional Accounting Office.	-	-
907A	Remit. To Regional Bank A/C from Zonal Central Bank A/c	1,638,714,039	3,658,060
907B	Remit. To Regional Bank A/C from Zonal Central Bank A/c	1,987,067,491	320,037
908	Remittance from Central Bank Account.	-	-
908A	Remittance From Zonal Central Bank Account	3,658,060	1,638,714,039
908B	Remittance From Zonal Central Bank Account	-	1,986,745,454
909	Remittance from Retention Account.	-	-
910	Remittance to Unit from Retention Account.	-	-
911	Remittance to Deposits Works Fund.	210,605,458	210,605,458
912	Remittance Pension Account.	-	-
913	Remittance Benevolent Fund Account.	2,499,436	2,499,436
914	Remittance Group Insurance Account.	7,387,584	7,387,584
915	Remittance GPF / CPF Account.	-	-
915A	Remittance CPF Account.	236,516,828	65,475,843
916	Clearing Account - Local Office.	1,688,451,040	1,688,451,040
917	Clearing Account - Regional Accounting Office (To be used by HO).	-	-
918	Clearing Account - Central Office (To be used by RAO).	11,476,130,224	11,458,728,799
919	Remittance Miscellaneous Account.	168,291,110	168,291,110
920	Remittance to Regional Consumers S/D Account.	169,812,934	169,812,934
921	Remittance to Central Bank Miscellaneous Collection Account.	162,568,931	162,568,931
922	Remittance to Central Bank Consumers S/D Account.	168,681,069	168,681,069
923	Remittance to PGCB	-	-
924	Clearance From Water Development Board	-	-
925	Remittance - Deduction of Land Purchase, House building, House repairing, Motor cycle advance.	-	-
	Provision for WPPF	3,337,575	17,081,825
	WPPF	17,081,825	-
	Depreciation	529,776,927	-
	Bad & Doubtful Debts	138,426,525	-
	Others Payable to BPDB	1,132,066,901	358,600,000
	Provision for Audit Fee	218,500	225,000
	Provision for Bad & Doubtful	-	138,426,525
	Interest Payable	2,170,700	148,049,151
TOTAL		**152,267,188,457**	**152,267,188,457**

NORTHERN ELECTRICITY SUPPLY COMPANY LIMITED, RAJSHAHI

Name of RAO / RAC : NESCO

Unit Type : (All)

Name of Year: 2020-21

Consolidated Trial Balance

Code #	Head OF Accounts	Total		Rajshahi		Bogura		Ishwardi		Dinajpur		Rangpur		DGM Office		Project	
		Debit	Credit	Debit	Credit	Debit	Credit	Debit	Credit	Debit	Credit	Debit	Credit	Debit	Credit	Debit	Credit
101	Utility Plant in Service-Generation	-	-	-	-	-	-	-	-	-	-	-	-	-	-	-	-
101A	Price Escalation UPIS-Generation	-	-	-	-	-	-	-	-	-	-	-	-	-	-	-	-
102	Utility Plant in Service-Transmission	-	-	-	-	-	-	-	-	-	-	-	-	-	-	-	-
102A	Price Escalation UPIS-Transmission	-	-	-	-	-	-	-	-	-	-	-	-	-	-	-	-
103	Utility Plant in Service-Distribution	100,757,801	-	15,672,359	-	40,127,723	-	376,080	-	9,023,180	-	10,349,947	-	25,208,512	-	-	-
103A	Price Escalation UPIS-Distribution	3,071,700,000	-	-	-	-	-	-	-	-	-	-	-	3,071,700,000	-	-	-
104	Utility Plant in Service-General Plant	330,563,188	-	329,526,539	-	302,375	-	330,900	-	151,362	-	194,587	-	57,425	-	-	-
104A	Price Escalation UPIS-General Plant	-	-	-	-	-	-	-	-	-	-	-	-	-	-	-	-
107	Utility Plant in Process of Reclassification	-	-	-	-	-	-	-	-	-	-	-	-	-	-	-	-
108	Utility Plant held for Future use	-	-	-	-	-	-	-	-	-	-	-	-	-	-	-	-
109	Projects in Progress	6,144,087,431	-	-	-	-	-	-	-	-	-	-	-	-	-	6,144,087,431	-
110	Nonutility Property	-	-	-	-	-	-	-	-	-	-	-	-	-	-	-	-
111	Accumulated Depreciation-Generation	-	-	-	-	-	-	-	-	-	-	-	-	-	-	-	-
112	Accumulated Depreciation-Transmission	-	-	-	-	-	-	-	-	-	-	-	-	-	-	-	-
113	Accumulated Depreciation-Distribution	-	529,776,927	-	-	-	-	-	-	-	-	-	-	-	529,776,927	-	-
114	Accumulated Depreciation-General Plant	-	-	-	-	-	-	-	-	-	-	-	-	-	-	-	-
115	Accumulated Depreciation Utility Plant in Process Re Classification	-	-	-	-	-	-	-	-	-	-	-	-	-	-	-	-
116	Accumulated Depreciation Utility Plant in Held for use	-	-	-	-	-	-	-	-	-	-	-	-	-	-	-	-
122	Accumulated Depreciation Non Utility Property	-	-	-	-	-	-	-	-	-	-	-	-	-	-	-	-
129	FDR- Against Miscellaneous/Revenue Fund	1,614,513,683	1,745,145,101	15,362,725	656,420,464	58,582,470	73,600,000	-	-	200,000	200,000	7,638,056	7,142,375	1,532,730,433	1,007,782,262	-	-
129 A	FDR- Against GPF/CPF	-	-	-	-	-	-	-	-	-	-	-	-	-	-	-	-
129 B	FDR- Against Pension/Gratuity Fund	-	-	-	-	-	-	-	-	-	-	-	-	-	-	-	-
129 C	Investment against Share/Stock	-	-	-	-	-	-	-	-	-	-	-	-	-	-	-	-
129 D	Other Investment	4,616,188	30,559,188	1,750,000	1,636,750	-	-	2,866,188	28,922,438	-	-	-	-	-	-	-	-
130	Cash in Bank-Assets Insurance Fund	-	-	-	-	-	-	-	-	-	-	-	-	-	-	-	-
131	Petty Cash Fund	765,500	705,500	312,500	282,500	113,500	91,000	52,500	52,500	72,500	72,500	170,500	163,000	-	-	44,000	44,000
132	Cash in Bank-Pension Account	-	-	-	-	-	-	-	-	-	-	-	-	-	-	-	-
133	Cash in Bank-Local Collection Account	1,435,211,648	1,870,776,464	214,781,234	357,968,810	322,375,372	379,201,202	260,609,927	304,077,118	253,095,077	334,933,310	384,350,039	494,596,024	-	-	-	-
134	Cash in Bank-Miscellaneous Collection Account	23,453,084	13,878,487	6,926,372	3,933,488	4,660,455	2,473,651	2,365,885	819,056	1,692,595	1,429,041	7,807,776	5,223,251	-	-	-	-
134A	Cash in Bank-Consumers Security Deposit Account	20,950,281	14,347,365	5,696,877	4,171,040	3,599,523	3,009,479	1,499,287	861,405	2,882,553	1,572,455	7,272,042	4,732,986	-	-	-	-
135	Cash in Bank-Regional Accounting Office	35,242,119	58,940,906	24,415,469	22,928,334	500,926	1,798,961	2,866,262	12,982,147	3,055,301	3,988,580	4,328,032	13,607,699	-	-	76,129	3,635,185
136	Cash in Bank-Collection Retention Account	-	-	-	-	-	-	-	-	-	-	-	-	-	-	-	-
137	Cash in Bank-Regional Collection Account	46,244,745	57,486,005	2,218,784	117,485	7,816,329	14,026,513	1,170,396	2,931,014	34,424,806	36,495,592	614,431	3,915,401	-	-	-	-
137A	Cash in Bank- Regional Miscellaneous Collection Account	7,110,355	848,659	92,547	181,607	6,159,270	625,985	448,868	6,415	4,580	-	405,090	34,652	-	-	-	-
137B	Cash in Bank-Regional Consumers Security Deposit Account	2,319,056	1,263,711	16,614	644,777	455,553	176,051	123,885	130,526	-	-	1,723,004	312,357	-	-	-	-
138	Cash in Bank- Deposit Account	10,816,998	16,553,378	1,690,100	120,822	3,634,043	7,203,685	939,521	733,055	1,205,266	5,058,025	3,348,068	3,437,790	-	-	-	-
139	Cash at Bank- Central Bank Account	-	-	-	-	-	-	-	-	-	-	-	-	-	-	-	-
139A	Cash at Bank - Zonal Central Bank Account	202,384,863	43,942,119	-	-	-	-	-	-	-	-	-	-	202,384,863	43,942,119	-	-
139(b)	Cash In Hand-Con. S.D	755,014	967,681	-	-	-	-	-	-	-	-	-	-	755,014	967,681	-	-
139(C)	Cash In Hand-Revenue Misc.	1,289,452	338,907	-	-	-	-	-	-	-	-	-	-	1,289,452	338,907	-	-
139(D)	Cash In Hand-Deposits Works	4,026,660	3,028,318	-	-	-	-	-	-	-	-	-	-	4,026,660	3,028,318	-	-
139(E)	Cash In Hand-Meter Account	314,519	1,457,403	-	-	-	-	-	-	-	-	-	-	314,519	1,457,403	-	-
139(F)	Cash In Hand-CPF	-	-	-	-	-	-	-	-	-	-	-	-	-	-	-	-
140	Cash in Bank- Benevolent Fund/ Group Insurance Account	-	-	-	-	-	-	-	-	-	-	-	-	-	-	-	-
141	Accounts Receivable- Consumers	26,665,656,654	26,441,794,210	5,489,019,174	5,482,491,066	6,676,384,960	6,619,223,569	4,192,497,627	4,238,501,594	4,203,826,454	4,066,299,003	6,103,928,439	6,000,680,350	-	34,598,629	-	-
142	Accounts Receivable- Others	90,455,793	124,014,006	-	-	-	-	-	-	-	-	-	-	90,455,793	124,014,006	-	-

142A	Accounts Receivable for DSL - PGCB	-	-	-	-	-	-	-	-	-	-	-	-	-	-	-	-
142B	Accounts Receivable for DSL - APSCL	-	-	-	-	-	-	-	-	-	-	-	-	-	-	-	-
142C	Accounts Receivable for DSL - WZPDC	-	-	-	-	-	-	-	-	-	-	-	-	-	-	-	-
142D	Accounts Receivable for DSL - WZPDC	-	-	-	-	-	-	-	-	-	-	-	-	-	-	-	-
143	Accumulated Provision for Uncollectable Account	-	-	-	-	-	-	-	-	-	-	-	-	-	-	-	-
144	Advances to Contractors and Suppliers	60,217	-	60,217	-	-	-	-	-	-	-	-	-	-	-	-	-
144A	Advances to Fuel Suppliers	-	-	-	-	-	-	-	-	-	-	-	-	-	-	-	-
145	Advances to Officers and Employees	132,425	132,425	-	-	-	-	-	-	-	-	132,425	132,425	-	-	-	-
146	Advances to Officers and Employees-Noninterest Bearing	317,000	437,000	40,000	40,000	-	-	-	120,000	-	-	277,000	277,000	-	-	-	-
146A	Advances to Officers and Employees-Noninterest Bearing	-	-	-	-	-	-	-	-	-	-	-	-	-	-	-	-
147	Temporary Advances	43,441,514	45,430,147	39,858,094	41,734,207	279,198	279,203	553,997	553,997	448,394	576,561	2,301,831	2,286,179	-	-	-	-
147A	Advance to CFL Blub	-	-	-	-	-	-	-	-	-	-			-	-	-	-
148	House Building/ Land Purchase/ House Repairing Advance	771,423	771,423	734,943	734,943	-	-	-	-	-	-	36,480	36,480	-	-	-	-
149	Deposit on Letter of Credit	-	-	-	-	-	-	-	-	-	-	-	-	-	-	-	-
150	Motor Cycle/ Bi-cycle Advance	-	-	-	-	-	-	-	-	-	-	-	-	-	-	-	-
151	Fuel Stock	-	-	-	-	-	-	-	-	-	-	-	-	-	-	-	-
152	Stores & Spares Purchase - Local	470,540,244	91,793,055	89,795,854	-	-	-	-	-	-	-	-	8,455,000	380,744,390	83,338,055	-	-
152A	Stores & Spares Purchase - Foreign	-	-	-	-	-	-	-	-	-	-	-	-	-	-	-	-
152B	Stores & Spares - Received from other stores	-	-	-	-	-	-	-	-	-	-	-	-	-	-	-	-
153	Construction Stores.	-	-	-	-	-	-	-	-	-	-	-	-	-	-	-	-
154	Stock of P.C. Pole.	-	-	-	-	-	-	-	-	-	-	-	-	-	-	-	-
159	Goods in Transit.	-	-	-	-	-	-	-	-	-	-	-	-	-	-	-	-
161	Prepaid Insurance.	-	-	-	-	-	-	-	-	-	-	-	-	-	-	-	-
162	Prepaid Rent.	-	-	-	-	-	-	-	-	-	-	-	-	-	-	-	-
163	Advance Payment of Tax (TDS)	27,485,632	-	6,037,309	-	930,820	-	382,180	-	406,551	-	190,466	-	19,538,306	-	-	-
169	Other Prepaid Expenses.	-	-	-	-	-	-	-	-	-	-	-	-	-	-	-	-
181	Pre - transfer Claims Receivable from Government.	-	-	-	-	-	-	-	-	-	-	-	-	-	-	-	-
182	Claims Receivable from Insurance Company.	-	-	-	-	-	-	-	-	-	-	-	-	-	-	-	-
183	Security Deposit for Telephone Connection.	-	-	-	-	-	-	-	-	-	-	-	-	-	-	-	-
184	Security Deposit for Gas Connection.	-	-	-	-	-	-	-	-	-	-	-	-	-	-	-	-
185	Security Deposit for Water Connection.	-	-	-	-	-	-	-	-	-	-	-	-	-	-	-	-
186	Claim Receivable from WDB for Exp. against Eng. Academy Captai.	-	-	-	-	-	-	-	-	-	-	-	-	-	-	-	-
191	Accounts Receivable - Government Duty.	1,621,951,974	1,630,047,952	261,808,802	268,881,858	327,141,530	325,602,587	205,656,423	200,260,157	206,180,291	198,162,574	294,316,217	288,239,949	326,848,712	348,900,827	-	-
192	Preliminary Survey & Investigation Charges.	-	-	-	-	-	-	-	-	-	-	-	-	-	-	-	-
193	Extraordinary Property Losses.	-	-	-	-	-	-	-	-	-	-	-	-	-	-	-	-
194	Adjustment & Suspense Account.	-	-	-	-	-	-	-	-	-	-	-	-	-	-	-	-
195	P.C. Pole Mfg. Account.	-	-	-	-	-	-	-	-	-	-	-	-	-	-	-	-
198	Loan to & from other Govt/ Autonomous/ Semi Govt Agencies	902,509,832	921,944,948	-	-	-	-	-	-	-	-	-	-	902,509,832	921,944,948	-	-
198A	Loan/Advance to other Companies	145,925,342	142,419,571	-	-	-	-	-	-	-	-	-	-	145,925,342	142,419,571	-	-
199	Other Deferred Debits.	999,100	999,900	-	-	-	-	-	-	-	-	-	-	999,100	999,900	-	-
199A	Portion of Loan - Principal to PGCB	-	-	-	-	-	-	-	-	-	-	-	-	-	-	-	-
199B	Portion of Loan - Principal to APSCL	-	-	-	-	-	-	-	-	-	-	-	-	-	-	-	-
199C	Portion of Loan - Principal to WZPDC	-	-	-	-	-	-	-	-	-	-	-	-	-	-	-	-
201	Capital.	999,900	-	-	-	-	-	-	-	-	-	-	-	999,900	-	-	-
201A		-	3,071,700,000	-	-	-	-	-	-	-	-	-	-	-	3,071,700,000	-	-
202	Inappropriate Earned Surplus (Deficit).	-	-	-	-	-	-	-	-	-	-	-	-	-	-	-	-
203	Appropriated Earned Surplus.	-	-	-	-	-	-	-	-	-	-	-	-	-	-	-	-
204	Appraisal Surplus.	-	-	-	-	-	-	-	-	-	-	-	-	-	-	-	-
205	Previous Year Expenses.	355,889	4,253	355,889	4,200	-	-	-	-	-	-	-	53	-	-	-	-
206	Receipts for Deposit Work.	45,491,819	201,588,301	988,962	125,666,600	-	14,599,970	-	3,032,515	-	44,588,683	-	13,700,533	44,502,857	-	-	-
251	Grant from Foreign Government & Agencies.	-	3,635,736,600	-	-	-	-	-	-	-	-	-	-	-	-	-	3,635,736,600

252	Grant from National Government & Agencies.	-	2,423,824,400	-	-	-	-	-	-	-	-	-	-	-	-	-	2,423,824,400
301	Due to National Government & its Agencies.	-	-	-	-	-	-	-	-	-	-	-	-	-	-	-	-
302	Foreign Loans.	-	-	-	-	-	-	-	-	-	-	-	-	-	-	-	-
303	Debenture.	-	-	-	-	-	-	-	-	-	-	-	-	-	-	-	-
308	Liquidity Damage Reserve	-	-	-	-	-	-	-	-	-	-	-	-	-	-	-	-
309	Other Long Term Liabilities.	-	-	-	-	-	-	-	-	-	-	-	-	-	-	-	-
310	Accounts Payable - CDST.	-	-	-	-	-	-	-	-	-	-	-	-	-	-	-	-
310A	Accounts Payable - VAT.	73,311,237	73,783,853	57,066,241	57,566,453	5,490,234	5,490,234	1,874,016	1,874,016	1,153,638	1,153,638	7,699,512	7,699,512	27,596	-	-	-
311	Accounts Payable - Contractors & Suppliers.	284,356,495	309,140,972	183,596,928	248,056,745	31,557,039	32,271,789	10,982,065	7,458,867	6,265,246	11,101,404	51,955,217	10,252,167	-	-	-	-
312	Accounts Payable - Others.	11,783,189	17,638,644	94,590	157,413	2,733,335	-	-	-	-	896,915	8,955,264	9,084,316	-	7,500,000	-	-
313	Accounts Payable - BPDB.	22,079,625,205	21,747,193,475	-	-	-	-	-	-	-	-	-	-	22,079,625,205	21,747,193,475	-	-
314	Accrued Salaries & Allowances.	-	-	-	-	-	-	-	-	-	-	-	-	-	-	-	-
315	Accounts Payable - PGCB.	1,178,993,642	1,162,311,567	-	-	-	-	-	-	-	-	-	-	1,178,993,642	1,162,311,567	-	-
316	Accrued Interest on Loan - Local BPDB's own	-	-	-	-	-	-	-	-	-	-	-	-	-	-	-	-
316A	Accrued Interest on Loan - Foreign - PDB's own	-	-	-	-	-	-	-	-	-	-	-	-	-	-	-	-
316B	Accrued Interest on Loan - PGCB	-	-	-	-	-	-	-	-	-	-	-	-	-	-	-	-
316C	Accrued Interest on Loan - APSCL	-	-	-	-	-	-	-	-	-	-	-	-	-	-	-	-
316D	Accrued Interest on Loan - WZPDC	-	-	-	-	-	-	-	-	-	-	-	-	-	-	-	-
317	Accrued Interest on Tax.	-	-	-	-	-	-	-	-	-	-	-	-	-	-	-	-
318	Assets Insurance Fund Accounts.	-	-	-	-	-	-	-	-	-	-	-	-	-	-	-	-
319	Loan on Trust Receipt (LTR).	-	-	-	-	-	-	-	-	-	-	-	-	-	-	-	-
320	Bank overdraft (O/D).	4,274,811,691	4,488,377,309	-	-	-	-	-	-	-	-	-	-	4,274,811,691	4,488,377,309	-	-
321	Security Deposit - Consumers.	820,000	177,229,811	20,000	38,182,314	-	38,156,791	-	18,250,515	-	24,309,900	-	57,631,121	800,000	699,170	-	-
322	Security Deposit - Contractors & Suppliers.	48,158,269	44,658,214	20,152,940	16,218,814	11,093,820	12,689,310	1,863,354	1,718,102	934,722	1,126,741	14,113,433	12,905,247	-	-	-	-
324	Other Deposits.	-	-	-	-	-	-	-	-	-	-	-	-	-	-	-	-
325	Deduction for CBA's Subscription.	-	-	-	-	-	-	-	-	-	-	-	-	-	-	-	-
331	Boards CPF Contribution.	40,094,198	123,367,695	11,982,537	39,327,638	10,932,798	27,944,170	3,590,951	13,690,670	4,158,050	12,216,354	9,429,862	25,318,481	-	-	-	4,870,383
332	Interest on CPF Contribution.	226,398	9,071	146,979	-	19,943	-	9,071	9,071	-	-	50,405	-	-	-	-	-
341	Employees CPF Contribution.	44,212,708	123,429,350	15,349,684	39,406,156	10,937,373	27,945,404	3,606,962	13,683,728	4,169,374	12,203,513	10,149,315	25,320,166	-	-	-	4,870,383
342	Employees Benevolent Fund Contribution.	-	1,228,086	-	412,259	-	217,763	-	142,780	-	128,220	-	279,491	-	-	-	47,573
343	Employees Other Salary Deduction.	377,327	377,806	247,337	247,816	46,433	46,433	83,557	83,557	-	-	-	-	-	-	-	-
344	Withholding Taxes.	43,268,044	43,241,380	36,484,214	36,484,214	2,377,452	2,377,452	855,218	855,218	393,980	393,980	2,931,716	2,930,696	225,464	199,820	-	-
344 A	Withholding Taxes.	22,203,030	22,200,030	8,680,660	8,680,660	3,958,764	3,958,764	2,032,101	2,032,101	1,852,850	1,852,850	5,678,655	5,675,655	-	-	-	-
351	Government Duty Payable.	78,398,231	-	-	-	-	-	-	-	-	-	-	-	78,398,231	-	-	-
352	Deduction for Group Insurance.	-	-	-	-	-	-	-	-	-	-	-	-	-	-	-	-
353	Provision for Gratuity.	11,081,668	200,254,542	8,501,040	-	-	-	-	-	-	-	2,580,628	-	-	200,254,542	-	-
354	Pension Fund Account.	359,495,096	358,909,376	130,671,207	130,085,487	-	-	-	-	-	-	228,823,889	228,823,889	-	-	-	-
355	Employees GPF Account.	1,995,297	1,987,297	413,628	405,628	-	-	-	-	-	-	1,581,669	1,581,669	-	-	-	-
356	Interest on GPF.	778,058	778,058	108,450	108,450	-	-	-	-	-	-	669,608	669,608	-	-	-	-
357	Fund for Employees Honorarium	952,154	-	952,154	-	-	-	-	-	-	-	-	-	-	-	-	-
357B	Fund for Employees APA Bonus	63,468,267	10,000,000	21,571,566	-	13,043,745	-	8,557,006	-	7,271,159	-	13,024,792	-	-	10,000,000	-	-
358	Insurance claim received for Deceased Employees.	-	-	-	-	-	-	-	-	-	-	-	-	-	-	-	-
359	Other Liabilities.	36,557,196	35,729,179	-	-	-	-	-	-	-	-	-	-	36,557,196	35,729,179	-	-
391	Uncollected Government Duty.	1,280,871,750	1,295,103,262	268,606,483	261,808,802	325,602,587	327,141,530	200,260,157	205,656,423	198,162,574	206,180,291	288,239,949	294,316,217	-	-	-	-
392	Other Deferred Credit	-	-	-	-	-	-	-	-	-	-	-	-	-	-	-	-
392 A	Deferred Credit - Portion of Local Loan	-	-	-	-	-	-	-	-	-	-	-	-	-	-	-	-
392 B	Deferred Credit - Portion of Foreign Loan	-	-	-	-	-	-	-	-	-	-	-	-	-	-	-	-
501	Energy Sales.	-	26,665,656,654	-	5,489,019,174	-	6,676,384,960	-	4,192,497,627	-	4,203,826,454	-	6,103,928,439	-	-	-	-
502	Accrued Sales.	-	-	-	-	-	-	-	-	-	-	-	-	-	-	-	-
503	Income on Sale of P.C. Pole.	-	-	-	-	-	-	-	-	-	-	-	-	-	-	-	-
511	Other Income.	2,486,717	736,383,706	2,486,717	174,927,827	-	104,040,438	-	56,109,638	-	55,235,710	-	182,647,703	-	163,422,390	-	-

611	Generation Operating Expenses.	-	-	-	-	-	-	-	-	-	-	-	-	-	-	-	-
612	Generation Maintenance Expenses.	-	-	-	-	-	-	-	-	-	-	-	-	-	-	-	-
613	Electricity Purchase From IPP	-	-	-	-	-	-	-	-	-	-	-	-	-	-	-	-
614	Electricity Purchase - Rental Plant	-	-	-	-	-	-	-	-	-	-	-	-	-	-	-	-
616	Electricity Purchase - Public Plant	-	-	-	-	-	-	-	-	-	-	-	-	-	-	-	-
617	Electricity Purchase from PDB	21,412,728,820	-	-	-	-	-	-	-	-	-	-	-	21,412,728,820	-	-	-
618	Electricity Purchase by PDB from SPC Generation	-	-	-	-	-	-	-	-	-	-	-	-	-	-	-	-
621	Transmission Operating Expenses.	-	-	-	-	-	-	-	-	-	-	-	-	-	-	-	-
622	Transmission Maintenance Expenses.	-	-	-	-	-	-	-	-	-	-	-	-	-	-	-	-
623	Wheeling Charge - Transmission Expenses.	1,190,972,627	-	-	-	-	-	-	-	-	-	-	-	1,190,972,627	-	-	-
631	Distribution Operating Expenses.	2,256,209,060	627,086	603,388,805	-	438,519,985	-	279,680,549	-	257,049,871	-	508,895,078	-	168,674,773	627,086	-	-
632	Distribution Maintenance Expenses.	102,824,618	395,242	30,551,805	-	16,132,528	-	10,008,880	-	7,617,837	-	38,513,568	-	-	395,242	-	-
641	Commercial Operation Expenses.	-	-	-	-	-	-	-	-	-	-	-	-	-	-	-	-
642	Commercial Maintenance Expenses.	-	-	-	-	-	-	-	-	-	-	-	-	-	-	-	-
651	General Administrative Expenses.	1,270,233,168	224,688	699,249,050	-	41,032,523	-	28,696,850	-	25,991,397	-	62,553,914	-	412,709,434	224,688	-	-
652	General Maintenance Expenses.	7,339,288	-	3,209,330	-	868,477	-	1,719,752	-	625,728	-	916,001	-	-	-	-	-
671	Interest Expenses Loans (Foreign).	-	-	-	-	-	-	-	-	-	-	-	-	-	-	-	-
672	Interest Expenses Loans (Local).	-	-	-	-	-	-	-	-	-	-	-	-	-	-	-	-
672A		-	-	-	-	-	-	-	-	-	-	-	-	-	-	-	-
673	Losses on Foreign Exchange Fluctuations.	-	-	-	-	-	-	-	-	-	-	-	-	-	-	-	-
674	Revaluation of Accumulated Depreciation.	-	-	-	-	-	-	-	-	-	-	-	-	-	-	-	-
675	Interest on GPF / CPF.	32,981	-	-	-	-	-	18,421	-	14,560	-	-	-	-	-	-	-
676	Interest of Bank O/D / LTR (Short Term Loan).	160,866,023	-	-	-	-	-	-	-	-	-	-	-	160,866,023	-	-	-
677	Provision for Assets Insurance Fund.	-	-	-	-	-	-	-	-	-	-	-	-	-	-	-	-
678		-	-	-	-	-	-	-	-	-	-	-	-	-	-	-	-
681	Amortizations Extraordinary Property Loss.	-	-	-	-	-	-	-	-	-	-	-	-	-	-	-	-
682	Amortizations other Deferred Debits.	-	-	-	-	-	-	-	-	-	-	-	-	-	-	-	-
701	Development General Overhead Account.	-	-	-	-	-	-	-	-	-	-	-	-	-	-	-	-
901	Remittance to Regional Collection Accounts.	16,203,795,148	-	2,628,361,699	-	3,831,458,282	-	2,980,467,095	-	3,000,331,628	-	3,763,176,443	-	-	-	-	-
902	Retention Remittance to Regional Collection Accounts.	-	-	-	-	-	-	-	-	-	-	-	-	-	-	-	-
903	Principal Remittance from Local Collection Accounts.	-	16,203,795,148	-	2,628,361,699	-	3,831,458,282	-	2,980,467,095	-	3,000,331,628	-	3,763,176,443	-	-	-	-
904	Retention Remittance from Local Collection Accounts.	-	-	-	-	-	-	-	-	-	-	-	-	-	-	-	-
905	Remittance to Central Bank Account.	-	-	-	-	-	-	-	-	-	-	-	-	-	-	-	-
905A	Remit. To Zonal Central Bank Account	16,906,180,355	-	3,316,899,739	-	3,837,869,294	-	2,982,197,764	-	3,002,630,175	-	3,766,583,384	-	-	-	-	-
906	Remittance from Regional Collection Account.	-	-	-	-	-	-	-	-	-	-	-	-	-	-	-	-
906A	Remit. From Zonal Regional Bank Account	-	16,906,180,355	-	-	-	-	-	-	-	-	-	-	-	16,906,180,355	-	-
907	Remittance to Regional Accounting Office.	-	-	-	-	-	-	-	-	-	-	-	-	-	-	-	-
907A	Remit. To Regional Bank A/C from Zonal Central Bank A/c	1,638,714,039	3,658,060	-	-	-	-	-	-	-	-	-	-	1,638,714,039	3,658,060	-	-
907B	Remit. To Regional Bank A/C from Zonal Central Bank A/c	1,987,067,491	320,037	-	-	-	-	-	-	-	-	-	-	1,987,067,491	320,037	-	-
908	Remittance from Central Bank Account.	-	-	-	-	-	-	-	-	-	-	-	-	-	-	-	-
908A	Remittance From Zonal Central Bank Account	3,658,060	1,638,714,039	322,000	1,065,466,677	-	169,659,273	-	69,569,583	-	76,243,976	-	226,479,395	-	-	3,336,060	31,295,135
908B	Remittance From Zonal Central Bank Account	-	1,986,745,454	-	666,262,148	-	373,692,001	-	248,672,782	-	219,372,250	-	425,737,973	-	-	-	53,008,300
909	Remittance from Retention Account.	-	-	-	-	-	-	-	-	-	-	-	-	-	-	-	-
910	Remittance to Unit from Retention Account.	-	-	-	-	-	-	-	-	-	-	-	-	-	-	-	-
911	Remittance to Deposits Works Fund.	210,605,458	210,605,458	124,480,962	-	20,173,281	-	3,101,590	-	48,703,422	-	14,146,203	-	-	210,605,458	-	-
912	Remittance Pension Account.	-	-	-	-	-	-	-	-	-	-	-	-	-	-	-	-
913	Remittance Benevolent Fund Account.	2,499,436	2,499,436	411,829	700	217,763	-	142,780	-	-	-	279,491	-	1,400,000	2,498,736	47,573	-
914	Remittance Group Insurance Account.	7,387,584	7,387,584	-	-	-	-	-	-	-	-	-	-	7,387,584	7,387,584	-	-
915	Remittance GPF / CPF Account.	-	-	-	-	-	-	-	-	-	-	-	-	-	-	-	-
915A	Remittance CPF Account.	236,516,828	65,475,843	61,336,804	8,607,689	35,152,287	964,893	22,097,620	501,034	19,910,131	780,318	36,163,654	2,140,487	52,115,567	52,481,422	9,740,765	-
916	Clearing Account - Local Office.	1,688,451,040	1,688,451,040	1,157,529,186	1,157,529,186	198,731,071	198,731,071	84,432,307	84,432,307	50,102,037	50,102,037	197,656,439	197,656,439	-	-	-	-
917	Clearing Account - Regional Accounting Office (To be used by HO).	-	-	-	-	-	-	-	-	-	-	-	-	-	-	-	-
918	Clearing Account - Central Office (To be used by RAO).	11,476,130,224	11,458,728,799	3,195,266,436	143,126,672	2,930,595,340	5,677,728	1,359,847,614	4,916,016	1,178,730,081	5,242,710	2,695,971,601	240,146,817	115,719,152	11,059,618,855	-	-
919	Remittance Miscellaneous Account.	168,291,110	168,291,110	44,443,328	44,443,328	26,594,198	26,594,198	19,995,580	19,995,580	19,912,331	19,912,331	57,345,673	57,345,673	-	-	-	-
920	Remittance to Regional Consumers S/D Account.	169,812,934	169,812,934	36,639,201	36,639,201	37,538,357	37,538,357	17,595,244	17,595,244	23,029,167	23,029,167	55,010,966	55,010,966	-	-	-	-
921	Remittance to Central Bank Miscellaneous Collection Account.	162,568,931	162,568,931	44,837,369	-	21,200,000	-	19,666,000	-	19,908,562	-	56,957,000	-	-	162,568,931	-	-
922	Remittance to Central Bank Consumers S/D Account.	168,681,069	168,681,069	37,212,610	-	37,261,061	-	17,600,000	-	23,025,398	-	53,582,000	-	-	168,681,069	-	-
923	Remittance to PGCB	-	-	-	-	-	-	-	-	-	-	-	-	-	-	-	-
924	Clearance From Water Development Board	-	-	-	-	-	-	-	-	-	-	-	-	-	-	-	-
925	Remittance - Deduction of Land Purchase, House building, House repairing, Motor cycle advance.	-	-	-	-	-	-	-	-	-	-	-	-	-	-	-	-
	Provision for WPPF	3,337,575	17,081,825	1,057,231	-	690,679	-	473,463	-	403,886	-	712,316	-	-	17,081,825	-	-
	WPPF	17,081,825	-	-	-	-	-	-	-	-	-	-	-	17,081,825	-	-	-
	Depreciation	529,776,927	-	-	-	-	-	-	-	-	-	-	-	529,776,927	-	-	-
	Bad & Doubtful Debts	138,426,525	-	-	-	-	-	-	-	-	-	-	-	138,426,525	-	-	-
	Others Payable to BPDB	1,132,066,901	358,600,000	-	-	-	-	-	-	-	-	-	-	1,132,066,901	358,600,000	-	-
	Provision for Audit Fee	218,500	225,000	-	-	-	-	-	-	-	-	-	-	218,500	225,000	-	-
	Provision for Bad & Doubtful	-	138,426,525	-	-	-	-	-	-	-	-	-	-	-	138,426,525	-	-
	Interest Payable	2,170,700	148,049,151	-	-	-	-	-	-	-	-	-	-	2,170,700	148,049,151	-	-
	TOTAL	152,267,188,457	152,267,188,457	19,259,492,102	19,259,492,102	19,344,892,697	19,344,892,697	12,734,195,891	12,734,195,891	12,619,016,711	12,619,016,711	18,783,732,074	18,783,732,074	63,368,527,024	63,368,527,024	6,157,331,959	6,157,331,959

NORTHERN ELECTRICITY SUPPLY COMPANY LIMITED, RAJSHAHI
Name of RAO / RAC : NESCO
Unit Type : (All)
Name of Year: 2020-21
Consolidated Trial Balance

Code #	Head OF Accounts	Deposit Works		Revenue Collection		Expenditure		Total	
		Debit	Credit	Debit	Credit	Debit	Credit	Debit	Credit
101	Utility Plant in Service-Generation	-	-	-	-	-	-	-	-
101A	Price Escalation UPIS-Generation	-	-	-	-	-	-	-	-
102	Utility Plant in Service-Transmission	-	-	-	-	-	-	-	-
102A	Price Escalation UPIS-Transmission	-	-	-	-	-	-	-	-
103	Utility Plant in Service-Distribution	43,474,341	-	-	-	57,283,460	-	100,757,801	-
103A	Price Escalation UPIS-Distribution	-	-	-	-	3,071,700,000	-	3,071,700,000	-
104	Utility Plant in Service-General Plant	-	-	-	-	330,563,188	-	330,563,188	-
104A	Price Escalation UPIS-General Plant	-	-	-	-	-	-	-	-
107	Utility Plant in Process of Reclassification	-	-	-	-	-	-	-	-
108	Utility Plant held for Future use	-	-	-	-	-	-	-	-
109	Projects in Progress	-	-	-	-	6,144,087,431	-	6,144,087,431	-
110	Nonutility Property	-	-	-	-	-	-	-	-
111	Accumulated Depreciation-Generation	-	-	-	-	-	-	-	-
112	Accumulated Depreciation-Transmission	-	-	-	-	-	-	-	-
113	Accumulated Depreciation-Distribution	-	-	-	-	-	529,776,927	-	529,776,927
114	Accumulated Depreciation-General Plant	-	-	-	-	-	-	-	-
115	Accumulated Depreciation Utility Plant in Process Re Classification	-	-	-	-	-	-	-	-
116	Accumulated Depreciation Utility Plant in Held for use	-	-	-	-	-	-	-	-
122	Accumulated Depreciation Non Utility Property	-	-	-	-	-	-	-	-
129	FDR- Against Miscellaneous/Revenue Fund	-	-	81,783,250	737,362,839	1,532,730,433	1,007,782,262	1,614,513,683	1,745,145,101
129 A	FDR- Against GPF/CPF	-	-	-	-	-	-	-	-
129 B	FDR- Against Pension/Gratuity Fund	-	-	-	-	-	-	-	-
129 C	Investment against Share/Stock	-	-	-	-	-	-	-	-
129 D	Other Investment	-	-	-	-	4,616,188	30,559,188	4,616,188	30,559,188
130	Cash in Bank-Assets Insurance Fund	-	-	-	-	-	-	-	-
131	Petty Cash Fund	-	-	-	-	765,500	705,500	765,500	705,500
132	Cash in Bank-Pension Account	-	-	-	-	-	-	-	-
133	Cash in Bank-Local Collection Account	-	-	1,435,211,648	1,870,776,464	-	-	1,435,211,648	1,870,776,464
134	Cash in Bank-Miscellaneous Collection Account	-	-	22,657,493	13,588,856	795,590	289,631	23,453,084	13,878,487
134A	Cash in Bank-Consumers Security Deposit Account	-	-	20,950,281	14,347,365	-	-	20,950,281	14,347,365
135	Cash in Bank-Regional Accounting Office	-	-	-	-	35,242,119	58,940,906	35,242,119	58,940,906
136	Cash in Bank-Collection Retention Account	-	-	-	-	-	-	-	-
137	Cash in Bank-Regional Collection Account	-	-	46,244,745	57,486,005	-	-	46,244,745	57,486,005
137A	Cash in Bank- Regional Miscellaneous Collection Account	-	-	7,110,355	848,659	-	-	7,110,355	848,659
137B	Cash in Bank-Regional Consumers Security Deposit Account	-	-	2,319,056	1,263,711	-	-	2,319,056	1,263,711
138	Cash in Bank- Deposit Account	2,877,050	10,263,734	-	-	7,939,948	6,289,644	10,816,998	16,553,378
139	Cash at Bank- Central Bank Account	-	-	-	-	-	-	-	-
139A	Cash at Bank - Zonal Central Bank Account	-	-	-	-	202,384,863	43,942,119	202,384,863	43,942,119
139(b)	Cash In Hand-Con. S.D	-	-	-	-	755,014	967,681	755,014	967,681
139(C)	Cash In Hand-Revenue Misc.	-	-	-	-	1,289,452	338,907	1,289,452	338,907
139(D)	Cash In Hand-Deposits Works	-	-	-	-	4,026,660	3,028,318	4,026,660	3,028,318
139(E)	Cash In Hand-Meter Account	-	-	-	-	314,519	1,457,403	314,519	1,457,403
139(F)	Cash In Hand-CPF	-	-	-	-	-	-	-	-
140	Cash in Bank- Benevolent Fund/ Group Insurance Account	-	-	-	-	-	-	-	-
141	Accounts Receivable- Consumers	-	-	26,665,656,654	26,407,195,582	-	34,598,629	26,665,656,654	26,441,794,210
142	Accounts Receivable- Others	-	-	-	-	90,455,793	124,014,006	90,455,793	124,014,006

142A	Accounts Receivable for DSL - PGCB	-	-	-	-	-	-	-	-
142B	Accounts Receivable for DSL - APSCL	-	-	-	-	-	-	-	-
142C	Accounts Receivable for DSL - WZPDC	-	-	-	-	-	-	-	-
142D	Accounts Receivable for DSL - WZPDC	-	-	-	-	-	-	-	-
143	Accumulated Provision for Uncollectable Account	-	-	-	-	-	-	-	-
144	Advances to Contractors and Suppliers	-	-	-	-	60,217	-	60,217	-
144A	Advances to Fuel Suppliers	-	-	-	-	-	-	-	-
145	Advances to Officers and Employees	-	-	-	-	132,425	132,425	132,425	132,425
146	Advances to Officers and Employees-Noninterest Bearing	-	-	-	-	317,000	437,000	317,000	437,000
146A	Advances to Officers and Employees-Noninterest Bearing	-	-	-	-	-	-	-	-
147	Temporary Advances	-	-	-	-	43,441,514	45,430,147	43,441,514	45,430,147
147A	Advance to CFL Blub	-	-	-	-	-	-	-	-
148	House Building/ Land Purchase/ House Repairing Advance	-	-	-	-	771,423	771,423	771,423	771,423
149	Deposit on Letter of Credit	-	-	-	-	-	-	-	-
150	Motor Cycle/ Bi-cycle Advance	-	-	-	-	-	-	-	-
151	Fuel Stock	-	-	-	-	-	-	-	-
152	Stores & Spares Purchase - Local	-	-	-	-	470,540,244	91,793,055	470,540,244	91,793,055
152A	Stores & Spares Purchase - Foreign	-	-	-	-	-	-	-	-
152B	Stores & Spares - Received from other stores	-	-	-	-	-	-	-	-
153	Construction Stores.	-	-	-	-	-	-	-	-
154	Stock of P.C. Pole.	-	-	-	-	-	-	-	-
159	Goods in Transit.	-	-	-	-	-	-	-	-
161	Prepaid Insurance.	-	-	-	-	-	-	-	-
162	Prepaid Rent.	-	-	-	-	-	-	-	-
163	Advance Payment of Tax (TDS)	10,925	-	7,285,671	-	20,189,037	-	27,485,632	-
169	Other Prepaid Expenses.	-	-	-	-	-	-	-	-
181	Pre - transfer Claims Receivable from Government.	-	-	-	-	-	-	-	-
182	Claims Receivable from Insurance Company.	-	-	-	-	-	-	-	-
183	Security Deposit for Telephone Connection.	-	-	-	-	-	-	-	-
184	Security Deposit for Gas Connection.	-	-	-	-	-	-	-	-
185	Security Deposit for Water Connection.	-	-	-	-	-	-	-	-
186	Claim Receivable from WDB for Exp. against Eng. Academy Captai.	-	-	-	-	-	-	-	-
191	Accounts Receivable - Government Duty.	-	-	1,295,103,262	1,281,147,125	326,848,712	348,900,827	1,621,951,974	1,630,047,952
192	Preliminary Survey & Investigation Charges.	-	-	-	-	-	-	-	-
193	Extraordinary Property Losses.	-	-	-	-	-	-	-	-
194	Adjustment & Suspense Account.	-	-	-	-	-	-	-	-
195	P.C. Pole Mfg. Account.	-	-	-	-	-	-	-	-
198	Loan to & from other Govt/ Autonomous/ Semi Govt Agencies	-	-	-	-	902,509,832	921,944,948	902,509,832	921,944,948
198A	Loan/Advance to other Companies	-	-	-	-	145,925,342	142,419,571	145,925,342	142,419,571
199	Other Deferred Debits.	-	-	-	-	999,100	999,900	999,100	999,900
199A	Portion of Loan - Principal to PGCB	-	-	-	-	-	-	-	-

199B	Portion of Loan - Principal to APSCL	-	-	-	-	-	-	-	-
199C	Portion of Loan - Principal to WZPDC	-	-	-	-	-	-	-	-
201	Capital.	-	-	-	-	999,900	-	999,900	-
201A		-	-	-	-	-	3,071,700,000	-	3,071,700,000
202	Inappropriate Earned Surplus (Deficit).	-	-	-	-	-	-	-	-
203	Appropriated Earned Surplus.	-	-	-	-	-	-	-	-
204	Appraisal Surplus.	-	-	-	-	-	-	-	-
205	Previous Year Expenses.	-	-	-	-	355,889	4,253	355,889	4,253
206	Receipts for Deposit Work.	-	200,599,339	-	-	45,491,819	988,962	45,491,819	201,588,301
251	Grant from Foreign Government & Agencies.	-	-	-	-	-	3,635,736,600	-	3,635,736,600
252	Grant from National Government & Agencies.	-	-	-	-	-	2,423,824,400	-	2,423,824,400
301	Due to National Government & its Agencies.	-	-	-	-	-	-	-	-
302	Foreign Loans.	-	-	-	-	-	-	-	-
303	Debenture.	-	-	-	-	-	-	-	-
308	Liquidity Damage Reserve	-	-	-	-	-	-	-	-
309	Other Long Term Liabilities.	-	-	-	-	-	-	-	-
310	Accounts Payable - CDST.	-	-	-	-	-	-	-	-
310A	Accounts Payable - VAT.	3,274,430	3,774,642	-	-	70,036,807	70,009,211	73,311,237	73,783,853
311	Accounts Payable - Contractors & Suppliers.	14,477,452	20,554,346	-	-	269,879,043	288,586,626	284,356,495	309,140,972
312	Accounts Payable - Others.	-	-	-	-	11,783,189	17,638,644	11,783,189	17,638,644
313	Accounts Payable - BPDB.	-	-	-	-	22,079,625,205	21,747,193,475	22,079,625,205	21,747,193,475
314	Accrued Salaries & Allowances.	-	-	-	-	-	-	-	-
315	Accounts Payable - PGCB.	-	-	-	-	1,178,993,642	1,162,311,567	1,178,993,642	1,162,311,567
316	Accrued Interest on Loan - Local BPDB's own	-	-	-	-	-	-	-	-
316A	Accrued Interest on Loan - Foreign - PDB's own	-	-	-	-	-	-	-	-
316B	Accrued Interest on Loan - PGCB	-	-	-	-	-	-	-	-
316C	Accrued Interest on Loan - APSCL	-	-	-	-	-	-	-	-
316D	Accrued Interest on Loan - WZPDC	-	-	-	-	-	-	-	-
317	Accrued Interest on Tax.	-	-	-	-	-	-	-	-
318	Assets Insurance Fund Accounts.	-	-	-	-	-	-	-	-
319	Loan on Trust Receipt (LTR).	-	-	-	-	-	-	-	-
320	Bank overdraft (O/D).	-	-	-	-	4,274,811,691	4,488,377,309	4,274,811,691	4,488,377,309
321	Security Deposit - Consumers.	-	-	-	176,530,641	820,000	699,170	820,000	177,229,811
322	Security Deposit - Contractors & Suppliers.	3,103,975	3,802,626	-	-	45,054,294	40,855,588	48,158,269	44,658,214
324	Other Deposits.	-	-	-	-	-	-	-	-
325	Deduction for CBA's Subscription.	-	-	-	-	-	-	-	-
331	Boards CPF Contribution.	-	-	-	-	40,094,198	123,367,695	40,094,198	123,367,695
332	Interest on CPF Contribution.	-	-	-	-	226,398	9,071	226,398	9,071
341	Employees CPF Contribution.	-	-	-	-	44,212,708	123,429,350	44,212,708	123,429,350
342	Employees Benevolent Fund Contribution.	-	-	-	-	-	1,228,086	-	1,228,086
343	Employees Other Salary Deduction.	-	-	-	-	377,327	377,806	377,327	377,806
344	Withholding Taxes.	1,647,836	1,647,836	-	-	41,620,208	41,593,544	43,268,044	43,241,380
344 A	Withholding Taxes.	-	-	-	-	22,203,030	22,200,030	22,203,030	22,200,030
351	Government Duty Payable.	-	-	-	-	78,398,231	-	78,398,231	-
352	Deduction for Group Insurance.	-	-	-	-	-	-	-	-
353	Provision for Gratuity.	-	-	-	-	11,081,668	200,254,542	11,081,668	200,254,542
354	Pension Fund Account.	-	-	-	-	359,495,096	358,909,376	359,495,096	358,909,376
355	Employees GPF Account.	-	-	-	-	1,995,297	1,987,297	1,995,297	1,987,297
356	Interest on GPF.	-	-	-	-	778,058	778,058	778,058	778,058

357	Fund for Employees Honorarium	-	-	-	-	952,154	-	952,154	-
357B	Fund for Employees APA Bonus	-	-	-	-	-	-	-	-
358	Insurance claim received for Deceased Employees.	-	-	-	-	-	-	-	-
359	Other Liabilities.	-	-	-	-	36,557,196	35,729,179	36,557,196	35,729,179
391	Uncollected Government Duty.	-	-	1,280,871,750	1,295,103,262	-	-	1,280,871,750	1,295,103,262
392	Other Deferred Credit	-	-	-	-	-	-	-	-
392 A	Deferred Credit - Portion of Local Loan	-	-	-	-	-	-	-	-
392 B	Deferred Credit - Portion of Foreign Loan	-	-	-	-	-	-	-	-
501	Energy Salas.	-	-	-	26,665,656,654	-	-	-	26,665,656,654
502	Accrued Sales.	-	-	-	-	-	-	-	-
503	Income on Sale of P.C. Pole.	-	-	-	-	-	-	-	-
511	Other Income.	-	94,573	-	563,384,498	2,486,717	172,904,635	2,486,717	736,383,706
611	Generation Operating Expenses.	-	-	-	-	-	-	-	-
612	Generation Maintenance Expenses.	-	-	-	-	-	-	-	-
613	Electricity Purchase From IPP	-	-	-	-	-	-	-	-
614	Electricity Purchase - Rental Plant	-	-	-	-	-	-	-	-
616	Electricity Purchase - Public Plant	-	-	-	-	-	-	-	-
617	Electricity Purchase from PDB	-	-	-	-	21,412,728,820	-	21,412,728,820	-
618	Electricity Purchase by PDB from SPC Generation	-	-	-	-	-	-	-	-
621	Transmission Operating Expenses.	-	-	-	-	-	-	-	-
622	Transmission Maintenance Expenses.	-	-	-	-	-	-	-	-
623	Wheeling Charge - Transmission Expenses.	-	-	-	-	1,190,972,627	-	1,190,972,627	-
631	Distribution Operating Expenses.	627,086	-	39,419,016	-	2,216,162,959	627,086	2,256,209,060	627,086
632	Distribution Maintenance Expenses.	395,242	-	-	-	102,429,376	395,242	102,824,618	395,242
641	Commercial Operation Expenses.	-	-	-	-	-	-	-	-
642	Commercial Maintenance Expenses.	-	-	-	-	-	-	-	-
651	General Administrative Expenses.	22,663	-	-	-	1,270,210,505	224,688	1,270,233,168	224,688
652	General Maintenance Expenses.	-	-	-	-	7,339,288	-	7,339,288	-
671	Interest Expenses Loans (Foreign).	-	-	-	-	-	-	-	-
672	Interest Expenses Loans (Local).	-	-	-	-	-	-	-	-
672A		-	-	-	-	-	-	-	-
673	Losses on Foreign Exchange Fluctuations.	-	-	-	-	-	-	-	-
674	Revaluation of Accumulated Depreciation.	-	-	-	-	-	-	-	-
675	Interest on GPF / CPF.	-	-	-	-	32,981	-	32,981	-
676	Interest of Bank O/D / LTR (Short Term Loan).	-	-	-	-	160,866,023	-	160,866,023	-
677	Provision for Assets Insurance Fund.	-	-	-	-	-	-	-	-
678		-	-	-	-	-	-	-	-
681	Amortizations Extraordinary Property Loss.	-	-	-	-	-	-	-	-
682	Amortizations other Deferred Debits.	-	-	-	-	-	-	-	-
701	Development General Overhead Account.	-	-	-	-	-	-	-	-
901	Remittance to Regional Collection Accounts.	-	-	16,203,795,148	-	-	-	16,203,795,148	-
902	Retention Remittance to Regional Collection Accounts.	-	-	-	-	-	-	-	-
903	Principal Remittance from Local Collection Accounts.	-	-	-	16,203,795,148	-	-	-	16,203,795,148
904	Retention Remittance from Local Collection Accounts.	-	-	-	-	-	-	-	-
905	Remittance to Central Bank Account.	-	-	-	-	-	-	-	-
905A	Remit. To Zonal Central Bank Account	-	-	16,906,180,355	-	-	-	16,906,180,355	-
906	Remittance from Regional Collection Account.	-	-	-	-	-	-	-	-
906A	Remit. From Zonal Regional Bank Account	-	-	-	-	-	16,906,180,355	-	16,906,180,355
907	Remittance to Regional Accounting Office.	-	-	-	-	-	-	-	-
907A	Remit. To Regional Bank A/C from Zonal Central Bank A/c	-	-	-	-	1,638,714,039	3,658,060	1,638,714,039	3,658,060
907B	Remit. To Regional Bank A/C from Zonal Central Bank A/c	-	-	-	-	1,987,067,491	320,037	1,987,067,491	320,037
908	Remittance from Central Bank Account.	-	-	-	-	-	-	-	-
908A	Remittance From Zonal Central Bank Account	-	41,063,589	-	-	3,658,060	1,597,650,450	3,658,060	1,638,714,039
908B	Remittance From Zonal Central Bank Account	-	-	-	-	-	1,986,745,454	-	1,986,745,454
909	Remittance from Retention Account.	-	-	-	-	-	-	-	-

910	Remittance to Unit from Retention Account.	-	-	-	-	-	-	-	-
911	Remittance to Deposits Works Fund.	210,605,458	-	-	-	-	210,605,458	210,605,458	210,605,458
912	Remittance Pension Account.	-	-	-	-	-	-	-	-
913	Remittance Benevolent Fund Account.	-	-	-	-	2,499,436	2,499,436	2,499,436	2,499,436
914	Remittance Group Insurance Account.	-	-	-	-	7,387,584	7,387,584	7,387,584	7,387,584
915	Remittance GPF / CPF Account.	-	-	-	-	-	-	-	-
915A	Remittance CPF Account.	-	-	-	-	236,516,828	65,475,843	236,516,828	65,475,843
916	Clearing Account - Local Office.	38,516,307	37,232,079	16,604,034	16,604,034	1,633,330,699	1,634,614,927	1,688,451,040	1,688,451,040
917	Clearing Account - Regional Accounting Office (To be used by HO).	-	-	-	-	-	-	-	-
918	Clearing Account - Central Office (To be used by RAO).	-	-	10,942,648,126	-	533,482,099	11,458,728,799	11,476,130,224	11,458,728,799
919	Remittance Miscellaneous Account.	-	-	168,291,110	168,291,110	-	-	168,291,110	168,291,110
920	Remittance to Regional Consumers S/D Account.	-	-	169,812,934	169,812,934	-	-	169,812,934	169,812,934
921	Remittance to Central Bank Miscellaneous Collection Account.	-	-	162,568,931	-	-	162,568,931	162,568,931	162,568,931
922	Remittance to Central Bank Consumers S/D Account.	-	-	168,681,069	-	-	168,681,069	168,681,069	168,681,069
923	Remittance to PGCB	-	-	-	-	-	-	-	-
924	Clearance From Water Development Board	-	-	-	-	-	-	-	-
925	Remittance - Deduction of Land Purchase, House building, House repairing, Motor cycle advance.	-	-	-	-	-	-	-	-
	Provision for WPPF	-	-	-	-	-	-	-	-
	WPPF	-	-	-	-	-	-	-	-
	Depreciation	-	-	-	-	529,776,927	-	529,776,927	-
	Bad & Doubtful Debts	-	-	-	-	138,426,525	-	138,426,525	-
	Others Payable to BPDB	-	-	-	-	1,132,066,901	358,600,000	1,132,066,901	358,600,000
	Provision for Audit Fee	-	-	-	-	218,500	225,000	218,500	225,000
	Provision for Bad & Doubtful	-	-	-	-	-	138,426,525	-	138,426,525
	Interest Payable	-	-	-	-	2,170,700	148,049,151	2,170,700	148,049,151
	TOTAL	319,032,764	319,032,764	75,643,194,888	75,643,194,888	76,304,960,806	76,304,960,806	152,267,188,457	152,267,188,457

NORTHERN ELECTRICITY SUPPLY COMPANY LIMITED, RAJSHAHI
Name of RAO / RAC : DGM (Accounts)
Unit Type : (All)
Name of Year: 2020-21
Consolidated Trial Balance

Code #	Head OF Accounts	DGM (Accounts)	
		Debit	Credit
101	Utility Plant in Service-Generation		
101A	Price Escalation UPIS-Generation		
102	Utility Plant in Service-Transmission		
102A	Price Escalation UPIS-Transmission		
103	Utility Plant in Service-Distribution	25,208,512	
103A	Utility Plant in Service-Distribution (2)	3,071,700,000	
104	Utility Plant in Service-General Plant	57,425	-
104A	Price Escalation UPIS-General Plant		
107	Utility Plant in Process of Reclassification		
108	Utility Plant held for Future use		
109	Projects in Progress		
110	Nonutility Property		
111	Accumulated Depreciation-Generation		
112	Accumulated Depreciation-Transmission		
113	Accumulated Depreciation-Distribution		529,776,927
114	Accumulated Depreciation-General Plant		
115	Accumulated Depreciation Utility Plant in Process Re Classification		
116	Accumulated Depreciation Utility Plant in Held for use		
122	Accumulated Depreciation Non Utility Property		
129	FDR- Against Miscellaneous/Revenue Fund	1,532,730,433	1,007,782,262
129 A	FDR- Against GPF/CPF		
129 B	FDR- Against Pension/Gratuity Fund		
129 C	Investment against Share/Stock		
129 D	Other Investment		
130	Cash in Bank-Assets Insurance Fund		
131	Petty Cash Fund		
132	Cash in Bank-Pension Account		
133	Cash in Bank-Local Collection Account		-
134	Cash in Bank-Miscellaneous Collection Account		
134A	Cash in Bank-Consumers Security Deposit Account		
135	Cash in Bank-Regional Accounting Office		-
136	Cash in Bank-Collection Retention Account		
137	Cash in Bank-Regional Collection Account		
137A	Cash in Bank- Regional Miscellaneous Collection Account		
137B	Cash in Bank-Regional Consumers Security Deposit Account		
138	Cash in Bank- Deposit Account		
139	Cash at Bank- Central Bank Account		
139A	Cash at Bank - Zonal Central Bank Account	202,384,863	43,942,119
139(b)	Cash In Hand-Con. S.D	755,014	967,681
139(C)	Cash In Hand-Revenue Misc.	1,289,452	338,907
139(D)	Cash In Hand-Deposits Works	4,026,660	3,028,318
139(E)	Cash In Hand-Meter Account	314,519	1,457,403
139(F)	Cash In Hand-CPF		
140	Cash in Bank- Benevolent Fund/ Group Insurance Account		
141	Accounts Receivable- Consumers	-	34,598,629
142	Accounts Receivable- Others	90,455,793	124,014,006
142A	Accounts Receivable for DSL - PGCB		

142B	Accounts Receivable for DSL - APSCL		
142C	Accounts Receivable for DSL - WZPDC		
142D	Accounts Receivable for DSL - WZPDC		
143	Accumulated Provision for Uncollectable Account		
144	Advances to Contractors and Suppliers		
144A	Advances to Fuel Suppliers		
145	Advances to Officers and Employees		
146	Advances to Officers and Employees-Noninterest Bearing		
146A	Advances to Officers and Employees-Noninterest Bearing		
147	Temporary Advances		
147A	Advance to CFL Blub		
148	House Building/ Land Purchase/ House Repairing Advance		
149	Deposit on Letter of Credit		
150	Motor Cycle/ Bi-cycle Advance		
151	Fuel Stock		
152	Stores & Spares Purchase - Local	380,744,390	83,338,055
152A	Stores & Spares Purchase - Foreign		
152B	Stores & Spares - Received from other stores		
153	Construction Stores.		
154	Stock of P.C. Pole.		
159	Goods in Transit.		
161	Prepaid Insurance.		
162	Prepaid Rent.		
163	Advance Payment of Tax (TDS)	19,538,306	-
169	Other Prepaid Expenses.		
181	Pre - transfer Claims Receivable from Government.		
182	Claims Receivable from Insurance Company.		
183	Security Deposit for Telephone Connection.		
184	Security Deposit for Gas Connection.		
185	Security Deposit for Water Connection.		
186	Claim Receivable from WDB for Exp. against Eng. Academy Captai.		
191	Accounts Receivable - Government Duty.	326,848,712	348,900,827
192	Preliminary Survey & Investigation Charges.		
193	Extraordinary Property Losses.		
194	Adjustment & Suspense Account.		
195	P.C. Pole Mfg. Account.		
198	Loan to & from other Govt/ Autonomous/ Semi Govt Agencies	902,509,832	921,944,948
198A	Loan/Advance to other Companies	145,925,342	142,419,571
199	Dividend Payable	999,100	999,900
199A	Portion of Loan - Principal to PGCB		
199B	Portion of Loan - Principal to APSCL		
199C	Portion of Loan - Principal to WZPDC		
201	Capital.	999,900	
201A	BPDB Equity	-	3,071,700,000
202	Inappropriate Earned Surplus (Deficit).		
203	Appropriated Earned Surplus.		
204	Appraisal Surplus.		
205	Previous Year Expenses.		
206	Receipts for Deposit Work.	44,502,857	
251	Grant from Foreign Government & Agencies.		
252	Grant from National Government & Agencies.		
301	Due to National Government & its Agencies.		
302	Foreign Loans.		
303	Debenture.		
308	Liquidity Damage Reserve		
309	Other Long Term Liabilities.		
310	Accounts Payable - CDST.	-	
310A	Accounts Payable - VAT.	27,596	

311	Accounts Payable - Contractors & Suppliers.		
312	Accounts Payable - Others.		7,500,000
313	Accounts Payable - BPDB.	22,079,625,205	21,747,193,475
314	Accrued Salaries & Allowances.		
315	Accounts Payable - PGCB.	1,178,993,642	1,162,311,567
316	Accrued Interest on Loan - Local BPDB's own		
316A	Accrued Interest on Loan - Foreign - PDB's own		
316B	Accrued Interest on Loan - PGCB		
316C	Accrued Interest on Loan - APSCL		
316D	Accrued Interest on Loan - WZPDC		
317	Accrued Interest on Tax.	-	
318	Assets Insurance Fund Accounts.		
319	Loan on Trust Receipt (LTR).		
320	Bank overdraft (O/D).	4,274,811,691	4,488,377,309
321	Security Deposit - Consumers.	800,000	699,170
322	Security Deposit - Contractors & Suppliers.		
324	Other Deposits.		
325	Deduction for CBA's Subscription.		-
331	Boards CPF Contribution.		
332	Interest on CPF Contribution.		
341	Employees CPF Contribution.		-
342	Employees Benevolent Fund Contribution.	-	
343	Employees Other Salary Deduction.	-	
344	Withholding Taxes.	225,464	199,820
344 A	Withholding Taxes.		-
351	Provision for Income tax	78,398,231	
352	Deduction for Group Insurance.		-
353	Provision for Gratuity.		200,254,542
354	Pension Fund Account.		
355	Employees GPF Account.		
356	Interest on GPF.		
357	Fund for Employees Honorarium		-
357B	Fund for Employees APA Bonus		10,000,000
358	Insurance claim received for Deceased Employees.		
359	Other Liabilities.	36,557,196	35,729,179
391	Uncollected Government Duty.		
392	Other Deferred Credit		
392 A	Deferred Credit - Portion of Local Loan		
392 B	Deferred Credit - Portion of Foreign Loan		
501	Energy Salas.	-	
502	Accrued Sales.		
503	Income on Sale of P.C. Pole.		
511	Other Income.		163,422,390
611	Generation Operating Expenses.		
612	Generation Maintenance Expenses.		
613	Electricity Purchase From IPP		
614	Electricity Purchase - Rental Plant		
616	Electricity Purchase - Public Plant		
617	Electricity Purchase from PDB	21,412,728,820	
618	Electricity Purchase by PDB from SPC Generation		
621	Transmission Operating Expenses.		
622	Transmission Maintenance Expenses.		
623	Wheeling Charge - Transmission Expenses.	1,190,972,627	
631	Distribution Operating Expenses.	168,674,773	627,086
632	Distribution Maintenance Expenses.		395,242
641	Commercial Operation Expenses.		
642	Commercial Maintenance Expenses.		
651	General Administrative Expenses.	412,709,434	224,688

652	General Maintenance Expenses.		
671	Interest Expenses Loans (Foreign).		
672	Interest Expenses Loans (Local).		
672A			
673	Losses on Foreign Exchange Fluctuations.		
674	Revaluation of Accumulated Depreciation.		
675	Interest on GPF / CPF.		
676	Interest of Bank O/D / LTR (Short Term Loan).	160,866,023	
677	Provision for Assets Insurance Fund.		
678			
681	Amortizations Extraordinary Property Loss.		
682	Amortizations other Deferred Debits.		
701	Development General Overhead Account.		
901	Remittance to Regional Collection Accounts.		
902	Retention Remittance to Regional Collection Accounts.		
903	Principal Remittance from Local Collection Accounts.		
904	Retention Remittance from Local Collection Accounts.		
905	Remittance to Central Bank Account.		
905A	Remit. To Zonal Central Bank Account		
906	Remittance from Regional Collection Account.		
906A	Remit. From Zonal Regional Bank Account	-	16,906,180,355
907	Remittance to Regional Accounting Office.		
907A	Remit. To Regional Bank A/C from Zonal Central Bank A/c	1,638,714,039	3,658,060
907B	Remit. To Regional Bank A/C from Zonal Central Bank A/c	1,987,067,491	320,037
908	Remittance from Central Bank Account.		
908A	Remittance From Zonal Central Bank Account		
908B	Remittance From Zonal Central Bank Account		
909	Remittance from Retention Account.		
910	Remittance to Unit from Retention Account.		
911	Remittance to Deposits Works Fund.	-	210,605,458
912	Remittance Pension Account.		
913	Remittance Benevolent Fund Account.	1,400,000	2,498,736
914	Remittance Group Insurance Account.	7,387,584	7,387,584
915	Remittance GPF / CPF Account.		
915A	Remittance CPF Account.	52,115,567	52,481,422
916	Clearing Account - Local Office.		
917	Clearing Account - Regional Accounting Office (To be used by HO).		
918	Clearing Account - Central Office (To be used by RAO).	115,719,152	11,059,618,855
919	Remittance Miscellaneous Account.		
920	Remittance to Regional Consumers S/D Account.		
921	Remittance to Central Bank Miscellaneous Collection Account.	-	162,568,931
922	Remittance to Central Bank Consumers S/D Account.		168,681,069
923	Remittance to PGCB		
924	Clearance From Water Development Board		
925	Remittance - Deduction of Land Purchase, House building, House repairing, Motor cycle advance.	-	
	Provision for WPPF		17,081,825
	WPPF	17,081,825	
	Depreciation	529,776,927	
	Bad & Doubtful Debts	138,426,525	
	Others Payable to BPDB	1,132,066,901	358,600,000
	Provision for Audit Fee	218,500	225,000
	Provision for Bad & Doubtful		138,426,525
	Interest Payable	2,170,700	148,049,151
	TOTAL	63,368,527,024	63,368,527,024

NORTHERN ELECTRICITY SUPPLY COMPANY LIMITED, RAJSHAHI
Name of RAO / RAC : NESCO
Unit Type : (Expenditure)
Consolidated Trial Balance
Name of Year: 2020-21

Code #	Head OF Accounts	Total		Rajshahi		Bogura		Ishwardi		Dinajpur		Rangpur		DGM Offie		Project	
		Debit	Credit	Debit	Credit	Debit	Credit	Debit	Credit	Debit	Credit	Debit	Credit	Debit	Credit	Debit	Credit
101	Utility Plant in Service-Generation	-	-	-	-	-	-	-	-	-	-	-	-	-	-	-	-
101A	Price Escalation UPIS-Generation	-	-	-	-	-	-	-	-	-	-	-	-	-	-	-	-
102	Utility Plant in Service-Transmission	-	-	-	-	-	-	-	-	-	-	-	-	-	-	-	-
102A	Price Escalation UPIS-Transmission	-	-	-	-	-	-	-	-	-	-	-	-	-	-	-	-
103	Utility Plant in Service-Distribution	57,283,460	-	14,302,930	-	6,680,489	-	376,080	-	365,502	-	10,349,947	-	25,208,512	-	-	-
103A	Price Escalation UPIS-Distribution	3,071,700,000	-	-	-	-	-	-	-	-	-	-	-	3,071,700,000	-	-	-
104	Utility Plant in Service-General Plant	330,563,188	-	329,526,539	-	302,375	-	330,900	-	151,362	-	194,587	-	57,425	-	-	-
104A	Price Escalation UPIS-General Plant	-	-	-	-	-	-	-	-	-	-	-	-	-	-	-	-
107	Utility Plant in Process of Reclassification	-	-	-	-	-	-	-	-	-	-	-	-	-	-	-	-
108	Utility Plant held for Future use	-	-	-	-	-	-	-	-	-	-	-	-	-	-	-	-
109	Projects in Progress	6,144,087,431	-	-	-	-	-	-	-	-	-	-	-	-	-	6,144,087,431	-
110	Nonutility Property	-	-	-	-	-	-	-	-	-	-	-	-	-	-	-	-
111	Accumulated Depreciation-Generation	-	-	-	-	-	-	-	-	-	-	-	-	-	-	-	-
112	Accumulated Depreciation-Transmission	-	-	-	-	-	-	-	-	-	-	-	-	-	-	-	-
113	Accumulated Depreciation-Distribution	-	529,776,927	-	-	-	-	-	-	-	-	-	-	-	529,776,927	-	-
114	Accumulated Depreciation-General Plant	-	-	-	-	-	-	-	-	-	-	-	-	-	-	-	-
115	Accumulated Depreciation Utility Plant in Process Re Classification	-	-	-	-	-	-	-	-	-	-	-	-	-	-	-	-
116	Accumulated Depreciation Utility Plant in Held for use	-	-	-	-	-	-	-	-	-	-	-	-	-	-	-	-
122	Accumulated Depreciation Non Utility Property	-	-	-	-	-	-	-	-	-	-	-	-	-	-	-	-
129	FDR- Against Miscellaneous/Revenue Fund	1,532,730,433	1,007,782,262	-	-	-	-	-	-	-	-	-	-	1,532,730,433	1,007,782,262	-	-
129 A	FDR- Against GPF/CPF	-	-	-	-	-	-	-	-	-	-	-	-	-	-	-	-
129 B	FDR- Against Pension/Gratuity Fund	-	-	-	-	-	-	-	-	-	-	-	-	-	-	-	-
129 C	Investment against Share/Stock	-	-	-	-	-	-	-	-	-	-	-	-	-	-	-	-
129 D	Other Investment	4,616,188	30,559,188	1,750,000	1,636,750	-	-	2,866,188	28,922,438	-	-	-	-	-	-	-	-
130	Cash in Bank-Assets Insurance Fund	-	-	-	-	-	-	-	-	-	-	-	-	-	-	-	-
131	Petty Cash Fund	765,500	705,500	312,500	282,500	113,500	91,000	52,500	52,500	72,500	72,500	170,500	163,000	-	-	44,000	44,000
132	Cash in Bank-Pension Account	-	-	-	-	-	-	-	-	-	-	-	-	-	-	-	-
133	Cash in Bank-Local Collection Account	-	-	-	-	-	-	-	-	-	-	-	-	-	-	-	-
134	Cash in Bank-Miscellaneous Collection Account	795,590	289,631	-	-	-	-	-	-	-	-	795,590	289,631	-	-	-	-
134A	Cash in Bank-Consumers Security Deposit Account	-	-	-	-	-	-	-	-	-	-	-	-	-	-	-	-
135	Cash in Bank-Regional Accounting Office	35,242,119	58,940,906	24,415,469	22,928,334	500,926	1,798,961	2,866,262	12,982,147	3,055,301	3,988,580	4,328,032	13,607,699	-	-	76,129	3,635,185
136	Cash in Bank-Collection Retention Account	-	-	-	-	-	-	-	-	-	-	-	-	-	-	-	-
137	Cash in Bank-Regional Collection Account	-	-	-	-	-	-	-	-	-	-	-	-	-	-	-	-
137A	Cash in Bank- Regional Miscellaneous Collection Account	-	-	-	-	-	-	-	-	-	-	-	-	-	-	-	-
137B	Cash in Bank-Regional Consumers Security Deposit Account	-	-	-	-	-	-	-	-	-	-	-	-	-	-	-	-
138	Cash in Bank- Deposit Account	7,939,948	6,289,644	1,478,318	110,997	3,460,058	2,252,777	597,007	317,947	833,045	622,883	1,571,520	2,985,039	-	-	-	-
139	Cash at Bank- Central Bank Account	-	-	-	-	-	-	-	-	-	-	-	-	-	-	-	-
139A	Cash at Bank - Zonal Central Bank Account	202,384,863	43,942,119	-	-	-	-	-	-	-	-	-	-	202,384,863	43,942,119	-	-
139(b)	Cash In Hand-Con. S.D	755,014	967,681	-	-	-	-	-	-	-	-	-	-	755,014	967,681	-	-
139(C)	Cash In Hand-Revenue Misc.	1,289,452	338,907	-	-	-	-	-	-	-	-	-	-	1,289,452	338,907	-	-
139(D)	Cash In Hand-Deposits Works	4,026,660	3,028,318	-	-	-	-	-	-	-	-	-	-	4,026,660	3,028,318	-	-
139(E)	Cash In Hand-Meter Account	314,519	1,457,403	-	-	-	-	-	-	-	-	-	-	314,519	1,457,403	-	-
139(F)	Cash In Hand-CPF	-	-	-	-	-	-	-	-	-	-	-	-	-	-	-	-
140	Cash in Bank- Benevolent Fund/ Group Insurance Account	-	-	-	-	-	-	-	-	-	-	-	-	-	-	-	-
141	Accounts Receivable- Consumers	-	34,598,629	-	-	-	-	-	-	-	-	-	-	-	34,598,629	-	-
142	Accounts Receivable- Others	90,455,793	124,014,006	-	-	-	-	-	-	-	-	-	-	90,455,793	124,014,006	-	-
142A	Accounts Receivable for DSL - PGCB	-	-	-	-	-	-	-	-	-	-	-	-	-	-	-	-
142B	Accounts Receivable for DSL - APSCL	-	-	-	-	-	-	-	-	-	-	-	-	-	-	-	-
142C	Accounts Receivable for DSL - WZPDC	-	-	-	-	-	-	-	-	-	-	-	-	-	-	-	-
142D	Accounts Receivable for DSL - WZPDC	-	-	-	-	-	-	-	-	-	-	-	-	-	-	-	-
143	Accumulated Provision for Uncollectable Account	-	-	-	-	-	-	-	-	-	-	-	-	-	-	-	-
144	Advances to Contractors and Suppliers	60,217	-	60,217	-	-	-	-	-	-	-	-	-	-	-	-	-
144A	Advances to Fuel Suppliers	-	-	-	-	-	-	-	-	-	-	-	-	-	-	-	-
145	Advances to Officers and Employees	132,425	132,425	-	-	-	-	-	-	-	-	132,425	132,425	-	-	-	-
146	Advances to Officers and Employees-Noninterest Bearing	317,000	437,000	40,000	40,000	-	-	-	120,000	-	-	277,000	277,000	-	-	-	-
146A	Advances to Officers and Employees-Noninterest Bearing	-	-	-	-	-	-	-	-	-	-	-	-	-	-	-	-
147	Temporary Advances	43,441,514	45,430,147	39,858,094	41,734,207	279,198	279,203	553,997	553,997	448,394	576,561	2,301,831	2,286,179	-	-	-	-
147A	Advance to CFL Blub	-	-	-	-	-	-	-	-	-	-	-	-	-	-	-	-
148	House Building/ Land Purchase/ House Repairing Advance	771,423	771,423	734,943	734,943	-	-	-	-	-	-	36,480	36,480	-	-	-	-
149	Deposit on Letter of Credit	-	-	-	-	-	-	-	-	-	-	-	-	-	-	-	-
150	Motor Cycle/ Bi-cycle Advance	-	-	-	-	-	-	-	-	-	-	-	-	-	-	-	-
151	Fuel Stock	-	-	-	-	-	-	-	-	-	-	-	-	-	-	-	-
152	Stores & Spares Purchase - Local	470,540,244	91,793,055	89,795,854	-	-	-	-	-	-	-	-	8,455,000	380,744,390	83,338,055	-	-
152A	Stores & Spares Purchase - Foreign	-	-	-	-	-	-	-	-	-	-	-	-	-	-	-	-

152B	Stores & Spares - Received from other stores	-	-	-	-	-	-	-	-	-	-	-	-	-	-	-	-
153	Construction Stores.	-	-	-	-	-	-	-	-	-	-	-	-	-	-	-	-
154	Stock of P.C. Pole.	-	-	-	-	-	-	-	-	-	-	-	-	-	-	-	-
159	Goods in Transit.	-	-	-	-	-	-	-	-	-	-	-	-	-	-	-	-
161	Prepaid Insurance.	-	-	-	-	-	-	-	-	-	-	-	-	-	-	-	-
162	Prepaid Rent.	-	-	-	-	-	-	-	-	-	-	-	-	-	-	-	-
163	Advance Payment of Tax (TDS)	20,189,037	-	188,305	-	9,616	-	295,504	-	150,897	-	6,408	-	19,538,306	-	-	-
169	Other Prepaid Expenses.	-	-	-	-	-	-	-	-	-	-	-	-	-	-	-	-
181	Pre - transfer Claims Receivable from Government.	-	-	-	-	-	-	-	-	-	-	-	-	-	-	-	-
182	Claims Receivable from Insurance Company.	-	-	-	-	-	-	-	-	-	-	-	-	-	-	-	-
183	Security Deposit for Telephone Connection.	-	-	-	-	-	-	-	-	-	-	-	-	-	-	-	-
184	Security Deposit for Gas Connection.	-	-	-	-	-	-	-	-	-	-	-	-	-	-	-	-
185	Security Deposit for Water Connection.	-	-	-	-	-	-	-	-	-	-	-	-	-	-	-	-
186	Claim Receivable from WDB for Exp. against Eng. Academy Captai.	-	-	-	-	-	-	-	-	-	-	-	-	-	-	-	-
191	Accounts Receivable - Government Duty.	326,848,712	348,900,827	-	-	-	-	-	-	-	-	-	-	326,848,712	348,900,827	-	-
192	Preliminary Survey & Investigation Charges.	-	-	-	-	-	-	-	-	-	-	-	-	-	-	-	-
193	Extraordinary Property Losses.	-	-	-	-	-	-	-	-	-	-	-	-	-	-	-	-
194	Adjustment & Suspense Account.	-	-	-	-	-	-	-	-	-	-	-	-	-	-	-	-
195	P.C. Pole Mfg. Account.	-	-	-	-	-	-	-	-	-	-	-	-	-	-	-	-
198	Loan to & from other Govt/ Autonomous/ Semi Govt Agencies	902,509,832	921,944,948	-	-	-	-	-	-	-	-	-	-	902,509,832	921,944,948	-	-
198A	Loan/Advance to other Companies	145,925,342	142,419,571	-	-	-	-	-	-	-	-	-	-	145,925,342	142,419,571	-	-
199	Other Deferred Debits.	999,100	999,900	-	-	-	-	-	-	-	-	-	-	999,100	999,900	-	-
199A	Portion of Loan - Principal to PGCB	-	-	-	-	-	-	-	-	-	-	-	-	-	-	-	-
199B	Portion of Loan - Principal to APSCL	-	-	-	-	-	-	-	-	-	-	-	-	-	-	-	-
199C	Portion of Loan - Principal to WZPDC	-	-	-	-	-	-	-	-	-	-	-	-	-	-	-	-
201	Capital.	999,900	-	-	-	-	-	-	-	-	-	-	-	999,900	-	-	-
201A		-	3,071,700,000	-	-	-	-	-	-	-	-	-	-	-	3,071,700,000	-	-
202	Inappropriate Earned Surplus (Deficit).	-	-	-	-	-	-	-	-	-	-	-	-	-	-	-	-
203	Appropriated Earned Surplus.	-	-	-	-	-	-	-	-	-	-	-	-	-	-	-	-
204	Appraisal Surplus.	-	-	-	-	-	-	-	-	-	-	-	-	-	-	-	-
205	Previous Year Expenses.	355,889	4,253	355,889	4,200	-	-	-	-	-	-	-	53	-	-	-	-
206	Receipts for Deposit Work.	45,491,819	988,962	988,962	988,962	-	-	-	-	-	-	-	-	44,502,857	-	-	-
251	Grant from Foreign Government & Agencies.	-	3,635,736,600	-	-	-	-	-	-	-	-	-	-	-	-	-	3,635,736,600
252	Grant from National Government & Agencies.	-	2,423,824,400	-	-	-	-	-	-	-	-	-	-	-	-	-	2,423,824,400
301	Due to National Government & its Agencies.	-	-	-	-	-	-	-	-	-	-	-	-	-	-	-	-
302	Foreign Loans.	-	-	-	-	-	-	-	-	-	-	-	-	-	-	-	-
303	Debenture.	-	-	-	-	-	-	-	-	-	-	-	-	-	-	-	-
308	Liquidity Damage Reserve	-	-	-	-	-	-	-	-	-	-	-	-	-	-	-	-
309	Other Long Term Liabilities.	-	-	-	-	-	-	-	-	-	-	-	-	-	-	-	-
310	Accounts Payable - CDST.	-	-	-	-	-	-	-	-	-	-	-	-	-	-	-	-
310A	Accounts Payable - VAT.	70,036,807	70,009,211	56,860,925	56,860,925	3,519,681	3,519,681	1,697,736	1,697,736	1,026,413	1,026,413	6,904,456	6,904,456	27,596	-	-	-
311	Accounts Payable - Contractors & Suppliers.	269,879,043	288,586,626	180,859,372	248,056,745	26,383,852	17,856,064	9,453,700	7,063,625	5,688,558	5,358,025	47,493,561	10,252,167	-	-	-	-
312	Accounts Payable - Others.	11,783,189	17,638,644	94,590	157,413	2,733,335	-	-	-	-	896,915	8,955,264	9,084,316	-	7,500,000	-	-
313	Accounts Payable - BPDB.	22,079,625,205	21,747,193,475	-	-	-	-	-	-	-	-	-	-	22,079,625,205	21,747,193,475	-	-
314	Accrued Salaries & Allowances.	-	-	-	-	-	-	-	-	-	-	-	-	-	-	-	-
315	Accounts Payable - PGCB.	1,178,993,642	1,162,311,567	-	-	-	-	-	-	-	-	-	-	1,178,993,642	1,162,311,567	-	-
316	Accrued Interest on Loan - Local BPDB's own	-	-	-	-	-	-	-	-	-	-	-	-	-	-	-	-
316A	Accrued Interest on Loan - Foreign - PDB's own	-	-	-	-	-	-	-	-	-	-	-	-	-	-	-	-
316B	Accrued Interest on Loan - PGCB	-	-	-	-	-	-	-	-	-	-	-	-	-	-	-	-
316C	Accrued Interest on Loan - APSCL	-	-	-	-	-	-	-	-	-	-	-	-	-	-	-	-
316D	Accrued Interest on Loan - WZPDC	-	-	-	-	-	-	-	-	-	-	-	-	-	-	-	-
317	Accrued Interest on Tax.	-	-	-	-	-	-	-	-	-	-	-	-	-	-	-	-
318	Assets Insurance Fund Accounts.	-	-	-	-	-	-	-	-	-	-	-	-	-	-	-	-
319	Loan on Trust Receipt (LTR).	-	-	-	-	-	-	-	-	-	-	-	-	-	-	-	-
320	Bank overdraft (O/D).	4,274,811,691	4,488,377,309	-	-	-	-	-	-	-	-	-	-	4,274,811,691	4,488,377,309	-	-
321	Security Deposit - Consumers.	820,000	699,170	20,000	-	-	-	-	-	-	-	-	-	800,000	699,170	-	-
322	Security Deposit - Contractors & Suppliers.	45,054,294	40,855,588	19,878,840	15,944,714	9,165,489	10,268,837	1,863,354	1,511,593	934,722	1,126,741	13,211,889	12,003,703	-	-	-	-
324	Other Deposits.	-	-	-	-	-	-	-	-	-	-	-	-	-	-	-	-
325	Deduction for CBA's Subscription.	-	-	-	-	-	-	-	-	-	-	-	-	-	-	-	-
331	Boards CPF Contribution.	40,094,198	123,367,695	11,982,537	39,327,638	10,932,798	27,944,170	3,590,951	13,690,670	4,158,050	12,216,354	9,429,862	25,318,481	-	-	-	4,870,383
332	Interest on CPF Contribution.	226,398	9,071	146,979	-	19,943	-	9,071	9,071	-	-	50,405	-	-	-	-	-
341	Employees CPF Contribution.	44,212,708	123,429,350	15,349,684	39,406,156	10,937,373	27,945,404	3,606,962	13,683,728	4,169,374	12,203,513	10,149,315	25,320,166	-	-	-	4,870,383
342	Employees Benevolent Fund Contribution.	-	1,228,086	-	412,259	-	217,763	-	142,780	-	128,220	-	279,491	-	-	-	47,573
343	Employees Other Salary Deduction.	377,327	377,806	247,337	247,816	46,433	46,433	83,557	83,557	-	-	-	-	-	-	-	-
344	Withholding Taxes.	41,620,208	41,593,544	36,402,396	36,402,396	1,235,299	1,235,299	804,436	804,436	325,205	325,205	2,627,408	2,626,388	225,464	199,820	-	-
344 A	Withholding Taxes.	22,203,030	22,200,030	8,680,660	8,680,660	3,958,764	3,958,764	2,032,101	2,032,101	1,852,850	1,852,850	5,678,655	5,675,655	-	-	-	-
351	Government Duty Payable.	78,398,231	-	-	-	-	-	-	-	-	-	-	-	78,398,231	-	-	-
352	Deduction for Group Insurance.	-	-	-	-	-	-	-	-	-	-	-	-	-	-	-	-
353	Provision for Gratuity.	11,081,668	200,254,542	8,501,040	-	-	-	-	-	-	-	2,580,628	-	-	200,254,542	-	-
354	Pension Fund Account.	359,495,096	358,909,376	130,671,207	130,085,487	-	-	-	-	-	-	228,823,889	228,823,889	-	-	-	-
355	Employees GPF Account.	1,995,297	1,987,297	413,628	405,628	-	-	-	-	-	-	1,581,669	1,581,669	-	-	-	-
356	Interest on GPF.	778,058	778,058	108,450	108,450	-	-	-	-	-	-	669,608	669,608	-	-	-	-
357	Fund for Employees Honorarium	952,154	-	952,154	-	-	-	-	-	-	-	-	-	-	-	-	-

357B	Fund for Employees APA Bonus																
358	Insurance claim received for Deceased Employees.	-	-	-	-	-	-	-	-	-	-	-	-	-	-	-	-
359	Other Liabilities.	36,557,196	35,729,179	-	-	-	-	-	-	-	-	-	-	36,557,196	35,729,179	-	-
391	Uncollected Government Duty.	-	-	-	-	-	-	-	-	-	-	-	-	-	-	-	-
392	Other Deferred Credit	-	-	-	-	-	-	-	-	-	-	-	-	-	-	-	-
392 A	Deferred Credit - Portion of Local Loan	-	-	-	-	-	-	-	-	-	-	-	-	-	-	-	-
392 B	Deferred Credit - Portion of Foreign Loan	-	-	-	-	-	-	-	-	-	-	-	-	-	-	-	-
501	Energy Salas.	-	-	-	-	-	-	-	-	-	-	-	-	-	-	-	-
502	Accrued Sales.	-	-	-	-	-	-	-	-	-	-	-	-	-	-	-	-
503	Income on Sale of P.C. Pole.	-	-	-	-	-	-	-	-	-	-	-	-	-	-	-	-
511	Other Income.	2,486,717	172,904,635	2,486,717	4,621,717	-	448,481	-	3,380,890	-	695,929	-	335,228	-	163,422,390	-	-
611	Generation Operating Expenses.	-	-	-	-	-	-	-	-	-	-	-	-	-	-	-	-
612	Generation Maintenance Expenses.	-	-	-	-	-	-	-	-	-	-	-	-	-	-	-	-
613	Electricity Purchase From IPP	-	-	-	-	-	-	-	-	-	-	-	-	-	-	-	-
614	Electricity Purchase - Rental Plant	-	-	-	-	-	-	-	-	-	-	-	-	-	-	-	-
616	Electricity Purchase - Public Plant	-	-	-	-	-	-	-	-	-	-	-	-	-	-	-	-
617	Electricity Purchase from PDB	21,412,728,820	-	-	-	-	-	-	-	-	-	-	-	21,412,728,820	-	-	-
618	Electricity Purchase by PDB from SPC Generation	-	-	-	-	-	-	-	-	-	-	-	-	-	-	-	-
621	Transmission Operating Expenses.	-	-	-	-	-	-	-	-	-	-	-	-	-	-	-	-
622	Transmission Maintenance Expenses.	-	-	-	-	-	-	-	-	-	-	-	-	-	-	-	-
623	Wheeling Charge - Transmission Expenses.	1,190,972,627	-	-	-	-	-	-	-	-	-	-	-	1,190,972,627	-	-	-
631	Distribution Operating Expenses.	2,216,162,959	627,086	593,847,075	-	429,845,712	-	273,608,140	-	251,403,524	-	498,783,735	-	168,674,773	627,086	-	-
632	Distribution Maintenance Expenses.	102,429,376	395,242	30,551,805	-	16,132,528	-	9,613,638	-	7,617,837	-	38,513,568	-	-	395,242	-	-
641	Commercial Operation Expenses.	-	-	-	-	-	-	-	-	-	-	-	-	-	-	-	-
642	Commercial Maintenance Expenses.	-	-	-	-	-	-	-	-	-	-	-	-	-	-	-	-
651	General Administrative Expenses.	1,270,210,505	224,688	699,249,050	-	41,032,523	-	28,690,662	-	25,991,397	-	62,537,439	-	412,709,434	224,688	-	-
652	General Maintenance Expenses.	7,339,288	-	3,209,330	-	868,477	-	1,719,752	-	625,728	-	916,001	-	-	-	-	-
671	Interest Expenses Loans (Foreign).	-	-	-	-	-	-	-	-	-	-	-	-	-	-	-	-
672	Interest Expenses Loans (Local).	-	-	-	-	-	-	-	-	-	-	-	-	-	-	-	-
672A		-	-	-	-	-	-	-	-	-	-	-	-	-	-	-	-
673	Losses on Foreign Exchange Fluctuations.	-	-	-	-	-	-	-	-	-	-	-	-	-	-	-	-
674	Revaluation of Accumulated Depreciation.	-	-	-	-	-	-	-	-	-	-	-	-	-	-	-	-
675	Interest on GPF / CPF.	32,981	-	-	-	-	-	18,421	-	14,560	-	-	-	-	-	-	-
676	Interest of Bank O/D / LTR (Short Term Loan).	160,866,023	-	-	-	-	-	-	-	-	-	-	-	160,866,023	-	-	-
677	Provision for Assets Insurance Fund.	-	-	-	-	-	-	-	-	-	-	-	-	-	-	-	-
678		-	-	-	-	-	-	-	-	-	-	-	-	-	-	-	-
681	Amortizations Extraordinary Property Loss.	-	-	-	-	-	-	-	-	-	-	-	-	-	-	-	-
682	Amortizations other Deferred Debits.	-	-	-	-	-	-	-	-	-	-	-	-	-	-	-	-
701	Development General Overhead Account.	-	-	-	-	-	-	-	-	-	-	-	-	-	-	-	-
901	Remittance to Regional Collection Accounts.	-	-	-	-	-	-	-	-	-	-	-	-	-	-	-	-
902	Retention Remittance to Regional Collection Accounts.	-	-	-	-	-	-	-	-	-	-	-	-	-	-	-	-
903	Principal Remittance from Local Collection Accounts.	-	-	-	-	-	-	-	-	-	-	-	-	-	-	-	-
904	Retention Remittance from Local Collection Accounts.	-	-	-	-	-	-	-	-	-	-	-	-	-	-	-	-
905	Remittance to Central Bank Account.	-	-	-	-	-	-	-	-	-	-	-	-	-	-	-	-
905A	Remit. To Zonal Central Bank Account	-	-	-	-	-	-	-	-	-	-	-	-	-	-	-	-
906	Remittance from Regional Collection Account.	-	-	-	-	-	-	-	-	-	-	-	-	-	-	-	-
906A	Remit. From Zonal Regional Bank Account	-	16,906,180,355	-	-	-	-	-	-	-	-	-	-	-	16,906,180,355	-	-
907	Remittance to Regional Accounting Office.	-	-	-	-	-	-	-	-	-	-	-	-	-	-	-	-
907A	Remit. To Regional Bank A/C from Zonal Central Bank A/c	1,638,714,039	3,658,060	-	-	-	-	-	-	-	-	-	-	1,638,714,039	3,658,060	-	-
907B	Remit. To Regional Bank A/C from Zonal Central Bank A/c	1,987,067,491	320,037	-	-	-	-	-	-	-	-	-	-	1,987,067,491	320,037	-	-
908	Remittance from Central Bank Account.	-	-	-	-	-	-	-	-	-	-	-	-	-	-	-	-
908A	Remittance From Zonal Central Bank Account	3,658,060	1,597,650,450	322,000	1,062,729,119	-	145,106,424	-	67,504,583	-	74,547,645	-	216,467,544	-	-	3,336,060	31,295,135
908B	Remittance From Zonal Central Bank Account	-	1,986,745,454	-	666,262,148	-	373,692,001	-	248,672,782	-	219,372,250	-	425,737,973	-	-	-	53,008,300
909	Remittance from Retention Account.	-	-	-	-	-	-	-	-	-	-	-	-	-	-	-	-
910	Remittance to Unit from Retention Account.	-	-	-	-	-	-	-	-	-	-	-	-	-	-	-	-
911	Remittance to Deposits Works Fund.	-	210,605,458	-	-	-	-	-	-	-	-	-	-	-	210,605,458	-	-
912	Remittance Pension Account.	-	-	-	-	-	-	-	-	-	-	-	-	-	-	-	-
913	Remittance Benevolent Fund Account.	2,499,436	2,499,436	411,829	700	217,763	-	142,780	-	-	-	279,491	-	1,400,000	2,498,736	47,573	-
914	Remittance Group Insurance Account.	7,387,584	7,387,584	-	-	-	-	-	-	-	-	-	-	7,387,584	7,387,584	-	-
915	Remittance GPF / CPF Account.	-	-	-	-	-	-	-	-	-	-	-	-	-	-	-	-
915A	Remittance CPF Account.	236,516,828	65,475,843	61,336,804	8,607,689	35,152,287	964,893	22,097,620	501,034	19,910,131	780,318	36,163,654	2,140,487	52,115,567	52,481,422	9,740,765	-
916	Clearing Account - Local Office.	1,633,330,699	1,634,614,927	1,138,187,596	1,137,318,379	174,526,375	174,526,375	79,128,206	79,334,715	48,385,884	46,548,329	193,102,638	196,887,129	-	-	-	-
917	Clearing Account - Regional Accounting Office (To be used by HO).	-	-	-	-	-	-	-	-	-	-	-	-	-	-	-	-
918	Clearing Account - Central Office (To be used by RAO).	533,482,099	11,458,728,799	140,014,783	143,126,672	6,041,039	5,677,728	32,848,353	4,916,016	2,725,662	5,242,710	236,133,110	240,146,817	115,719,152	11,059,618,855	-	-
919	Remittance Miscellaneous Account.	-	-	-	-	-	-	-	-	-	-	-	-	-	-	-	-
920	Remittance to Regional Consumers S/D Account.	-	-	-	-	-	-	-	-	-	-	-	-	-	-	-	-
921	Remittance to Central Bank Miscellaneous Collection Account.	-	162,568,931	-	-	-	-	-	-	-	-	-	-	-	162,568,931	-	-
922	Remittance to Central Bank Consumers S/D Account.	-	168,681,069	-	-	-	-	-	-	-	-	-	-	-	168,681,069	-	-
923	Remittance to PGCB	-	-	-	-	-	-	-	-	-	-	-	-	-	-	-	-
924	Clearance From Water Development Board	-	-	-	-	-	-	-	-	-	-	-	-	-	-	-	-
925	Remittance - Deduction of Land Purchase, House building, House repairing, Motor cycle advance.	-	-	-	-	-	-	-	-	-	-	-	-	-	-	-	-
	Provision for WPPF																
	WPPF																
	Depreciation	529,776,927	-	-	-	-	-	-	-	-	-	-	-	529,776,927	-	-	-
	Bad & Doubtful Debts	138,426,525	-	-	-	-	-	-	-	-	-	-	-	138,426,525	-	-	-
	Others Payable to BPDB	1,132,066,901	358,600,000	-	-	-	-	-	-	-	-	-	-	1,132,066,901	358,600,000	-	-
	Provision for Audit Fee	218,500	225,000	-	-	-	-	-	-	-	-	-	-	218,500	225,000	-	-
	Provision for Bad & Doubtful	-	138,426,525	-	-	-	-	-	-	-	-	-	-	-	138,426,525	-	-
	Interest Payable	2,170,700	148,049,151	-	-	-	-	-	-	-	-	-	-	2,170,700	148,049,151	-	-
	TOTAL	76,304,960,806	76,304,960,806	3,667,223,605	3,667,223,605	797,830,258	797,830,258	487,978,346	487,978,346	387,581,941	387,581,941	1,438,487,673	1,438,487,673	63,368,527,024	63,368,527,024	6,157,331,959	6,157,331,959

Northern Electricity Supply Company Limited

(An Enterprise of Bangladesh Power Development Board)

Statement of Financial Position

As at June 30, 2021

Particulars	Notes	Amount in Taka			
		2021	June 30,2020		
ASSETS:					
Non-Current Assets		**20,211,817,602**	**14,166,186,108**	6,045,631,494	(6,045,631,494)
Property, Plant & Equipment	3.00	13,990,047,397	14,088,503,334	(98,455,937)	98,455,937
Project in Process	4.00	6,221,770,205	77,682,774	6,144,087,431	(6,144,087,431)
				-	-
Current Assets		**13,109,534,629**	**13,462,297,540**	(352,762,911)	352,762,911
Inventories (Stock and Stores)	5.00	1,602,746,693	1,582,599,504	20,147,189	(20,147,189)
Account Receivable	6.00	6,607,408,558	6,521,972,639	85,435,919	(85,435,919)
Other Receivable	7.00	90,455,793	124,014,006	(33,558,213)	33,558,213
Advance, deposits and prepayments	8.00	146,450,014	121,012,797	25,437,217	(25,437,217)
Short Term Investment	9.00	2,871,589,276	3,028,163,694	(156,574,418)	156,574,418
Cash and Cash Equivalents	10.00	1,790,884,294	2,084,534,899	(293,650,605)	293,650,605
				-	-
Total Assets		**33,321,352,231**	**27,628,483,650**	5,692,868,581	(5,692,868,581)
				-	-
EQUITY AND LIABILITIES:				-	-
Equity		**12,581,811,628**	**8,768,492,579**	3,813,319,049	(3,813,319,049)
Share capital	11.00	999,900	999,900	-	-
BPDB's Equity	12.00	11,772,400,000	11,772,400,000	-	-
Govt's Equity (Projects)	13.00	3,635,736,600	-	3,635,736,600	(3,635,736,600)
Retained Earnings/(Loss)		(2,827,324,872)	(3,004,907,321)	177,582,449	(177,582,449)
				-	-
Non-Current Liabilities		**12,237,022,928**	**10,756,092,555**	1,480,930,373	(1,480,930,373)
Loan from BPDB	14.00	74,981,134	74,981,134	-	-
Govt. Loan (not yet due)	12.00	1,009,500,000	1,009,500,000	-	-
Govt. Loan (Project)	15.00	2,423,824,400	-	2,423,824,400	(2,423,824,400)
Foreign Loan (not yet due)	12.00	2,205,500,000	2,205,500,000	-	-
Gratuity Fund	16.00	653,016,022	463,843,149	189,172,873	(189,172,873)
Other Payables to BPDB	17.00	5,870,201,371	7,002,268,272	(1,132,066,901)	1,132,066,901
				-	-
Current Liabilities		**8,502,517,677**	**8,103,898,516**	398,619,161	(398,619,161)
Security Deposit	18.00	1,690,100,685	1,517,190,928	172,909,756	(172,909,756)
Fund For Employee's APA Bonus	19.00	285,201,753	339,622,174	(54,420,421)	54,420,421
Accounts Payables- BPDB and PGCB	20.00	4,538,138,693	4,887,252,499	(349,113,806)	349,113,806
Accounts Payable- Contractors & Supplier	21.00	324,899,350	300,114,873	24,784,477	(24,784,477)
Accounts Payable- Others	22.00	278,917,629	52,711,778	226,205,850	(226,205,850)
Deposit Work	23.00	1,139,505,252	983,408,770	156,096,482	(156,096,482)
Liabilities for expenses	24.00	509,904,797	368,744,718	141,160,079	(141,160,079)
Provision for WPPF	25.00	28,367,047	14,622,797	13,744,250	(13,744,250)
Provision for Income Tax	26.00	247,875,582	163,219,666	84,655,916	(84,655,916)
Clearing Accounts Balances	Annex-B	(540,393,110)	(522,989,687)	(17,403,422)	17,403,422
				-	-
Total Equity and Liabilities		**33,321,352,232**	**27,628,483,650**	5,692,868,583	(5,692,868,583)
		0.996		1	(1)

Schedule of 631 (All)

Code	Particular	Rajshahi	Bogura	Pabna	Rangpur	Dinajpur	DGM Off.	DGM (Adjust)	Total
0.20	Pay of Officers	71,208,011	47,590,827	23,846,349	65,502,069	23,613,717	-	-	231,760,973
0.21	Pay of Staff	146,577,335	117,810,922	84,278,854	116,217,894	71,359,531	-	-	536,244,536
0.22	Allowances of Officers	45,266,490	27,614,863	14,733,161	40,127,403	13,927,605	-	-	141,669,522
0.23	Allowances of Staff	120,127,953	83,658,182	62,038,994	90,331,323	52,911,035	-	-	409,067,487
0.24	Leave encashment	471,605	-	88,633	-	-	-	-	560,238
0.25	Overtime Allowances (Single rate)	-	-	-	-	-	-	-	-
25a	Overtime Allowances (Double rate)	23,505,091	17,341,164	10,291,227	14,247,473	10,836,361	-	-	76,221,316
0.26	Travelling Expenses/Allowance (Official Work)	1,863,103	731,743	1,309,793	3,797,797	1,438,871	-	-	9,141,307
.26a	Travelling Expenses/Allowance (Training)	3,150	379,000	-	648,000	112,000	-	-	1,142,150
0.27	Conveyance Charge	247,050	171,812	80,320	209,085	193,335	-	-	901,602
0.28	House rent expenses	-	-	-	-	-	-	-	-
0.29	Medical Expenses	-	-	100,000	-	-	-	-	100,000
29a	Washing Expenses	60,080	7,535	8,048	7,210	16,400	-	-	99,273
30	Representation and Entertainment	21,435	5,750	6,000	20,000	44,992	-	-	98,177
0.31	Bonus for Officer	11,793,860	7,759,986	4,263,122	11,036,840	3,911,150	-	-	38,764,958
31a	Bonus for Staff	24,606,400	19,856,305	14,149,547	19,305,095	11,820,750	-	-	89,738,097
31b	Bangla Nabo Barsha Allowance for officer	1,196,591	828,020	386,084	1,103,281	416,962	-	-	3,930,938
31c	Bangla Nabo Barsha Allowance for staff	2,461,922	1,979,479	1,386,890	1,969,946	1,199,669	-	-	8,997,906
0.32	Stationery and Printing	2,794,293	2,076,074	1,009,711	2,358,937	1,066,704	-	-	9,305,719
0.33	Taxes, License and Fees	9,552,692	5,226,497	2,988,605	3,521,999	2,975,383	-	-	24,265,176
0.34	Office rent	26,000	401,550	-	1,571,404	221,760	-	-	2,220,714
0.35	Water Charge	4,620	-	-	-	-	-	-	4,620
35a	Electricity Charges (Own use)	25,406,324	7,648,617	4,208,791	7,791,865	4,383,173	-	-	49,438,770
35b	Employees Electricity Rebate	15,052,205	11,333,657	8,007,679	12,906,172	6,896,059	-	-	54,195,772
35c	Electricity Rebate - Freedom fighters	14,710	131,336	-	81,337	549,821	-	-	777,204
0.36	Uniforms and Liveries	1,900	-	-	-	-	-	-	1,900
0.37	Post and Telegram	7,590	25,182	7,755	33,670	1,875	-	-	76,072
37a	Telephone, Telex and Fax	541,663	459,552	331,053	467,331	262,601	-	-	2,062,200
0.38	Advertising and Promotion	484,214	629,463	241,839	1,172,922	422,362	-	-	2,950,800
0.39	Audit Fees	-	-	-	-	-	-	-	-
39a	Legal Expenses	320,843	239,170	-	59,800	42,000	-	-	661,813
0.40	Books and Periodicals	51,415	28,400	12,190	47,470	25,515	-	-	164,990
0.41	Gas Used for Electricity Generation	-	-	-	-	-	-	-	-
0.41a	Diesel/Furnace oil Used for Electricity Generation	-	-	-	-	-	-	-	-
0.41b	Coal Used for Electricity Generation	-	-	-	-	-	-	-	-
0.42	Petrol, Diesel and Lubricants Used for Transport	7,738,111	4,386,117	3,191,664	8,126,269	3,391,296	-	-	26,833,457
.42(a)	CNG. Used for Vehicle	-	-	-	-	-	-	-	-
0.43	Petrol, Diesel and Lubricants Used for Other Equipment	-	-	-	-	-	-	-	-
0.44	Stores and Spares Used	448,342	3,992,345	361,680	1,979,256	212,463	-	-	6,994,086
0.44a	Stores & Spares Used - Foreign	-	-	-	-	-	-	-	-
0.44b	Stores & Spares Used - Received from other stores	-	-	-	-	-	-	-	-

0.45	Custom Duties and Sale Tax	-	-	-	-	-	-	-	-
45a	Vat	-	-	-	-	-	-	-	-
45b	VAT - For Asset Manufacturing by BPDB	-	-	-	-	-	-	-	-
0.46	Demurrage	-	-	-	-	-	-	-	-
0.47	Depreciation	-	-	-	-	-	-	-	-
0.48	Hire of Equipment	-	-	-	-	-	-	-	-
0.49	Freight and Handling	834,240	621,773	914,417	1,215,428	149,218	-	42,899	3,692,177
0.50	Workman Compensation	-	-	-	-	-	-	-	-
0.51	Gratuity	-	-	-	-	-	160,641,158	-	160,641,158
0.52	Donation and Contribution	-	-	-	-	-	-	-	-
0.52a	Donation to sick Employees from Benevolent fund	-	-	-	-	-	-	-	-
0.53	Income Tax of Officers and Staff	-	-	-	-	-	-	-	-
0.54	Training and Education Expense Local	474,900	-	349,943	-	181,000	-	-	1,005,843
0.54a	Training Expense - Foreign	32,000	-	-	-	16,000	-	-	48,000
0.55	Employees Others Benefit and Welfare Expenses	-	-	-	60,000	50,000	-	-	110,000
0.55a	Reimbursement for Treatment of Accident (on duty) affected employees	-	-	-	-	-	-	-	-
0.56	Board's Contribution to CPF	21,025,779	15,464,322	9,680,226	15,743,782	8,407,684	-	-	70,321,793
0.57	Board's Contribution to Pension Fund	-	-	-	-	-	-	-	-
0.58	Leave encashment on Retirement	804,159	-	259,229	985,277	347,212	-	-	2,395,877
0.59	Leave Salary and Pension Contribution for Transfer	-	-	-	-	-	-	-	-
0.60	Insurance (for Goods and Property)	-	-	-	-	-	-	-	-
60a	Insurance for Vehicles & Others	453,378	321,922	244,112	310,633	369,491	-	-	1,699,536
60b	Group Insurance Premium	-	-	-	-	-	-	-	-
0.61	Bank Charge and Commission	9,562,734	8,714,222	6,095,794	10,157,929	5,618,826	15,380	584,187	39,580,698
0.62	Bad-debts	-	-	-	-	-	-	-	-
0.63	Honorarium - Punishment/Reward scheme	-	-	-	-	-	-	-	-
0.63A	Honorarium - Others	377,940	329,600	98,509	230,300	123,800	-	-	1,160,149
0.63B	APA Bonus	-	-	-	-	-	8,018,235	-	8,018,235
0.64	Contractors Fees	-	-	-	-	-	-	-	-
.64a	Office Maintenance	-	-	-	-	-	-	-	-
.64b	Store Maintenance	-	-	-	-	-	-	-	-
0.65	Consultant's fee - Local	-	-	-	-	-	-	-	-
0.65a	Consultant's fee - Foreign	-	-	-	-	-	-	-	-
0.66	Wages for Hired Labor	57,968,676	50,754,598	24,710,331	75,549,880	29,533,250	-	-	238,516,735
0.66a	Computerization of Commercial Operation	-	-	-	-	-	-	-	-
0.66b	Service Charge for Collection of Electricity bill by Mobile phone Companies	-	-	-	-	-	-	-	-
0.66c	Contract out - Coml. Operation activities	-	-	-	-	-	-	-	-
0.67	Interest on GPF and CPF	-	-	-	-	-	-	-	-
0.68	Allocation of Generation Administration Expenses	-	-	-	-	-	-	-	-
0.69	Miscellaneous Expenses	-	-	-	-	-	-	-	-
Total		**603,388,805**	**438,519,985**	**279,680,549**	**508,895,078**	**257,049,871**	**168,674,773**	**627,086**	**2,255,581,975**

Schedule of 631 (All)

Code	Particular	Rajshahi	Bogura	Pabna	Rangpur	Dinajpur	DGM Off.	DGM (Adjust)	Total
0.20	Pay of Officers	71,208,011	47,590,827	23,846,349	65,502,069	23,613,717	-	-	231,760,973
0.21	Pay of Staff	146,577,335	117,810,922	84,278,854	116,217,894	71,359,531	-	-	536,244,536
0.22	Allowances of Officers	45,266,490	27,614,863	14,733,161	40,127,403	13,927,605	-	-	141,669,522
0.23	Allowances of Staff	120,127,953	83,658,182	62,038,994	90,331,323	52,911,035	-	-	409,067,487
0.24	Leave encashment	471,605	-	88,633	-	-	-	-	560,238
0.25	Overtime Allowances (Single rate)	-	-	-	-	-	-	-	-
25a	Overtime Allowances (Double rate)	23,505,091	17,341,164	10,291,227	14,247,473	10,836,361	-	-	76,221,316
0.26	Travelling Expenses/Allowance (Official Work)	1,863,103	731,743	1,309,793	3,797,797	1,438,871	-	-	9,141,307
.26a	Travelling Expenses/Allowance (Training)	3,150	379,000	-	648,000	112,000	-	-	1,142,150
0.27	Conveyance Charge	247,050	171,812	80,320	209,085	193,335	-	-	901,602
0.28	House rent expenses	-	-	-	-	-	-	-	-
0.29	Medical Expenses	-	-	100,000	-	-	-	-	100,000
29a	Washing Expenses	60,080	7,535	8,048	7,210	16,400	-	-	99,273
30	Representation and Entertainment	21,435	5,750	6,000	20,000	44,992	-	-	98,177
0.31	Bonus for Officer	11,793,860	7,759,986	4,263,122	11,036,840	3,911,150	-	-	38,764,958
31a	Bonus for Staff	24,606,400	19,856,305	14,149,547	19,305,095	11,820,750	-	-	89,738,097
31b	Bangla Nabo Barsha Allowance for officer	1,196,591	828,020	386,084	1,103,281	416,962	-	-	3,930,938
31c	Bangla Nabo Barsha Allowance for staff	2,461,922	1,979,479	1,386,890	1,969,946	1,199,669	-	-	8,997,906
0.32	Stationery and Printing	2,794,293	2,076,074	1,009,711	2,358,937	1,066,704	-	-	9,305,719
0.33	Taxes, License and Fees	9,552,692	5,226,497	2,988,605	3,521,999	2,975,383	-	-	24,265,176
0.34	Office rent	26,000	401,550	-	1,571,404	221,760	-	-	2,220,714
0.35	Water Charge	4,620	-	-	-	-	-	-	4,620
35a	Electricity Charges (Own use)	25,406,324	7,648,617	4,208,791	7,791,865	4,383,173	-	-	49,438,770
35b	Employees Electricity Rebate	15,052,205	11,333,657	8,007,679	12,906,172	6,896,059	-	-	54,195,772
35c	Electricity Rebate - Freedom fighters	14,710	131,336	-	81,337	549,821	-	-	777,204
0.36	Uniforms and Liveries	1,900	-	-	-	-	-	-	1,900
0.37	Post and Telegram	7,590	25,182	7,755	33,670	1,875	-	-	76,072
37a	Telephone, Telex and Fax	541,663	459,552	331,053	467,331	262,601	-	-	2,062,200
0.38	Advertising and Promotion	484,214	629,463	241,839	1,172,922	422,362	-	-	2,950,800
0.39	Audit Fees	-	-	-	-	-	-	-	-
39a	Legal Expenses	320,843	239,170	-	59,800	42,000	-	-	661,813
0.40	Books and Periodicals	51,415	28,400	12,190	47,470	25,515	-	-	164,990
0.41	Gas Used for Electricity Generation	-	-	-	-	-	-	-	-
0.41a	Diesel/Furnace oil Used for Electricity Generation	-	-	-	-	-	-	-	-
0.41b	Coal Used for Electricity Generation	-	-	-	-	-	-	-	-
0.42	Petrol, Diesel and Lubricants Used for Transport	7,738,111	4,386,117	3,191,664	8,126,269	3,391,296	-	-	26,833,457
.42(a)	CNG. Used for Vehicle	-	-	-	-	-	-	-	-
0.43	Petrol, Diesel and Lubricants Used for Other Equipment	-	-	-	-	-	-	-	-
0.44	Stores and Spares Used	448,342	3,992,345	361,680	1,979,256	212,463	-	-	6,994,086
0.44a	Stores & Spares Used - Foreign	-	-	-	-	-	-	-	-
0.44b	Stores & Spares Used - Received from other stores	-	-	-	-	-	-	-	-

0.45	Custom Duties and Sale Tax	-	-	-	-	-	-	-	-
0.45a	Vat	-	-	-	-	-	-	-	-
0.45b	VAT - For Asset Manufacturing by BPDB	-	-	-	-	-	-	-	-
0.46	Demurrage	-	-	-	-	-	-	-	-
0.47	Depreciation	-	-	-	-	-	-	-	-
0.48	Hire of Equipment	-	-	-	-	-	-	-	-
0.49	Freight and Handling	834,240	621,773	914,417	1,215,428	149,218	-	42,899	3,692,177
0.50	Workman Compensation	-	-	-	-	-	-	-	-
0.51	Gratuity	-	-	-	-	-	160,641,158	-	160,641,158
0.52	Donation and Contribution	-	-	-	-	-	-	-	-
0.52a	Donation to sick Employees from Benevolent fund	-	-	-	-	-	-	-	-
0.53	Income Tax of Officers and Staff	-	-	-	-	-	-	-	-
0.54	Training and Education Expense Local	474,900	-	349,943	-	181,000	-	-	1,005,843
0.54a	Training Expense - Foreign	32,000	-	-	-	16,000	-	-	48,000
0.55	Employees Others Benefit and Welfare Expenses	-	-	-	60,000	50,000	-	-	110,000
0.55a	Reimbursement for Treatment of Accident (on duty) affected employees	-	-	-	-	-	-	-	-
0.56	Board's Contribution to CPF	21,025,779	15,464,322	9,680,226	15,743,782	8,407,684	-	-	70,321,793
0.57	Board's Contribution to Pension Fund	-	-	-	-	-	-	-	-
0.58	Leave encashment on Retirement	804,159	-	259,229	985,277	347,212	-	-	2,395,877
0.59	Leave Salary and Pension Contribution for Transfer	-	-	-	-	-	-	-	-
0.60	Insurance (for Goods and Property)	-	-	-	-	-	-	-	-
60a	Insurance for Vehicles & Others	453,378	321,922	244,112	310,633	369,491	-	-	1,699,536
60b	Group Insurance Premium	-	-	-	-	-	-	-	-
0.61	Bank Charge and Commission	9,562,734	8,714,222	6,095,794	10,157,929	5,618,826	15,380	584,187	39,580,698
0.62	Bad-debts	-	-	-	-	-	-	-	-
0.63	Honorarium - Punishment/Reward scheme	-	-	-	-	-	-	-	-
0.63A	Honorarium - Others	377,940	329,600	98,509	230,300	123,800	-	-	1,160,149
0.63B	APA Bonus	-	-	-	-	-	8,018,235	-	8,018,235
0.64	Contractors Fees	-	-	-	-	-	-	-	-
0.64a	Office Maintenance	-	-	-	-	-	-	-	-
0.64b	Store Maintenance	-	-	-	-	-	-	-	-
0.65	Consultant's fee - Local	-	-	-	-	-	-	-	-
0.65a	Consultant's fee - Foreign	-	-	-	-	-	-	-	-
0.66	Wages for Hired Labor	57,968,676	50,754,598	24,710,331	75,549,880	29,533,250	-	-	238,516,735
0.66a	Computerization of Commercial Operation	-	-	-	-	-	-	-	-
0.66b	Service Charge for Collection of Electricity bill by Mobile phone Companies	-	-	-	-	-	-	-	-
0.66c	Contract out - Coml. Operation activities	-	-	-	-	-	-	-	-
0.67	Interest on GPF and CPF	-	-	-	-	-	-	-	-
0.68	Allocation of Generation Administration Expenses	-	-	-	-	-	-	-	-
0.69	Miscellaneous Expenses	-	-	-	-	-	-	-	-
Total		**603,388,805**	**438,519,985**	**279,680,549**	**508,895,078**	**257,049,871**	**168,674,773**	**627,086**	**2,255,581,975**

Schedule of 631 (Collection)

		Rajshahi	Bogura	Pabna	Rangpur	Dinajpur	DGM Off.	DGM (Adjust)	Total
0.20	Pay of Officers	-							-
0.21	Pay of Staff								-
0.22	Allowances of Officers								-
0.23	Allowances of Staff								-
0.24	Leave encashment								-
0.25	Overtime Allowances (Single rate)								-
0. 25a	Overtime Allowances (Double rate)								-
0.26	Travelling Expenses/Allowance (Official Work)								-
.26a	Travelling Expenses/Allowance (Training)								-
0.27	Conveyance Charge								-
0.28	House rent expenses								-
0.29	Medical Expenses								-
0.29a	Washing Expenses								-
30	Representation and Entertainment								-
0.31	Bonus for Officer								-
0.31a	Bonus for Staff								-
31b	Bangla Nabo Barsha Allowance for officer								-
31c	Bangla Nabo Barsha Allowance for staff								-
0.32	Stationary and Printing								-
0.33	Taxes, License and Fees								-
0.34	Office rent								-
0.35	Water Charge								-
0. 35a	Electricity Charges (Own use)								-
0. 35b	Employees Electricity Rebate								-
0.35c	Electricity Rebate - Freedom fighters								-
0.36	Uniforms and Liveries								-
0.37	Post and Telegram								-
0. 37a	Telephone, Telex and Fax								-
0.38	Advertising and Promotion								-
0.39	Audit Fees								-
0.39a	Legal Expenses								-
0.40	Books and Periodicals								-
0.41	Gas Used for Electricity Generation								-
0.41a	Diesel/Furnace oil Used for Electricity Generation								-
0.41b	Coal Used for Electricity Generation								-
0.42	Petrol, Diesel and Lubricants Used for Transport								-
.42(a)	CNG. Used for Vehicle								-
0.43	Petrol, Diesel and Lubricants Used for Other Equipment								-
0.44	Stores and Spares Used								-
0.44a	Stores & Spares Used - Foreign								-

0.44b	Stores & Spares Used - Received from other stores								-
0.45	Custom Duties and Sale Tax								-
0.45a	Vat								-
0.45b	VAT - For Asset Manufacturing by BPDB								-
0.46	Demurrage								-
0.47	Depreciation								-
0.48	Hire of Equipment								-
0.49	Freight and Handling								-
0.50	Workman Compensation								-
0.51	Gratuity								-
0.52	Donation and Contribution								-
0.52a	Donation to sick Employees from Benevolent fund								-
0.53	Income Tax of Officers and Staff								-
0.54	Training and Education Expense Local								-
0.54a	Training Expense - Foreign								-
0.55	Employees Others Benefit and Welfare Expenses								-
0.55a	Reimbursement for Treatment of Accident (on duty) affected employees								-
0.56	Board's Contribution to CPF								-
0.57	Board's Contribution to Pension Fund								-
0.58	Leave encashment on Retirement								-
0.59	Leave Salary and Pension Contribution for Transfer								-
0.60	Insurance (for Goods and Property)								-
0.60a	Insurance for Vehicles & Others								-
0.60b	Group Insurance Premium								-
0.61	Bank Charge and Commission	9,541,730	8,628,813	5,535,697	10,111,343	5,601,433			39,419,016
0.62	Bad-debts								-
0.63	Honorarium - Punishment/Reward scheme								-
0.63A	Honorarium - Others								-
0.63B	APA Bonus								-
0.64	Contractors Fees								-
.64a	Office Maintenance								-
.64b	Store Maintenance								-
0.65	Consultant's fee - Local								-
0.65a	Consultant's fee - Foreign								-
0.66	Wages for Hired Labor								-
0.66a	Computerization of Commercial Operation								-
0.66b	Service Charge for Collection of Electricity bill by Mobile phone Companies								-
0.66c	Contract out - Coml. Operation activities								-
0.67	Interest on GPF and CPF								-
0.68	Allocation of Generation Administration Expenses								-
0.69	Miscellaneous Expenses								-
Total		**9,541,730**	**8,628,813**	**5,535,697**	**10,111,343**	**5,601,433**	**-**		**39,419,016**

Schedule of 631 (Expenditure)									
Code	Particular	Rajshahi	Bogura	Pabna	Rangpur	Dinajpur	DGM Off.	DGM (Adjust)	Total
0.20	Pay of Officers	71,208,011	47,590,827	23,846,349	65,502,069	23,613,717			231,760,973
0.21	Pay of Staff	146,577,335	117,810,922	84,278,854	116,217,894	71,359,531			536,244,536
0.22	Allowances of Officers	45,266,490	27,614,863	14,733,161	40,127,403	13,927,605			141,669,522
0.23	Allowances of Staff	120,127,953	83,658,182	62,038,994	90,331,323	52,911,035			409,067,487
0.24	Leave encashment	471,605	-	88,633	-	-	-		560,238
0.25	Overtime Allowances (Single rate)	-	-	-	-	-			-
0.25a	Overtime Allowances (Double rate)	23,505,091	17,341,164	10,291,227	14,247,473	10,836,361			76,221,316
0.26	Travelling Expenses/Allowance (Official Work)	1,863,103	731,743	1,309,793	3,797,797	1,438,871			9,141,307
.26a	Travelling Expenses/Allowance (Training)	3,150	379,000	-	648,000	112,000			1,142,150
0.27	Conveyance Charge	247,050	171,812	80,320	209,085	193,335			901,602
0.28	House rent expenses	-	-	-	-	-			-
0.29	Medical Expenses	-	-	100,000	-	-			100,000
0.29a	Washing Expenses	60,080	7,535	8,048	7,210	16,400			99,273
30	Representation and Entertainment	21,435	5,750	6,000	20,000	44,992			98,177
0.31	Bonus for Officer	11,793,860	7,759,986	4,263,122	11,036,840	3,911,150			38,764,958
0.31a	Bonus for Staff	24,606,400	19,856,305	14,149,547	19,305,095	11,820,750			89,738,097
31b	Bangla Nabo Barsha Allowance for officer	1,196,591	828,020	386,084	1,103,281	416,962			3,930,938
31c	Bangla Nabo Barsha Allowance for staff	2,461,922	1,979,479	1,386,890	1,969,946	1,199,669			8,997,906
0.32	Stationary and Printing	2,794,293	2,076,074	1,009,711	2,358,937	1,066,704			9,305,719
0.33	Taxes, License and Fees	9,552,692	5,226,497	2,988,605	3,521,999	2,975,383			24,265,176
0.34	Office rent	26,000	401,550	-	1,571,404	221,760			2,220,714
0.35	Water Charge	4,620	-	-	-	-			4,620
0.35a	Electricity Charges (Own use)	25,406,324	7,648,617	4,208,791	7,791,865	4,383,173			49,438,770
0.35b	Employees Electricity Rebate	15,052,205	11,333,657	8,007,679	12,906,172	6,896,059			54,195,772
0. 35c	Electricity Rebate - Freedom fighters	14,710	131,336	-	81,337	549,821			777,204
0.36	Uniforms and Liveries	1,900	-	-	-	-			1,900
0.37	Post and Telegram	7,590	25,182	7,755	33,670	1,875			76,072
0.37a	Telephone, Telex and Fax	541,663	459,552	331,053	467,331	262,601			2,062,200
0.38	Advertising and Promotion	484,214	629,463	241,839	1,172,922	422,362			2,950,800
0.39	Audit Fees	-	-	-	-	-			-
0.39a	Legal Expenses	320,843	239,170	-	59,800	42,000			661,813
0.40	Books and Periodicals	51,415	28,400	12,190	47,470	25,515			164,990
0.41	Gas Used for Electricity Generation	-	-	-	-	-			-
0.41a	Diesel/Furnace oil Used for Electricity Generation	-	-	-	-	-			-

0.41b	Coal Used for Electricity Generation	-	-	-	-	-			-
0.42	Petrol, Diesel and Lubricants Used for Transport	7,738,111	4,386,117	3,191,664	8,126,269	3,391,296			26,833,457
.42(a)	CNG. Used for Vehicle	-	-	-	-	-			-
0.43	Petrol, Diesel and Lubricants Used for Other Equipment	-	-	-	-	-			-
0.44	Stores and Spares Used	448,342	3,992,345	361,680	1,979,256	212,463			6,994,086
0.44a	Stores & Spares Used - Foreign	-	-	-	-	-			-
0.44b	Stores & Spares Used - Received from other stores	-	-	-	-	-			-
0.45	Custom Duties and Sale Tax	-	-	-	-	-			-
0.45a	Vat	-	-	-	-	-	-		-
0.45b	VAT - For Asset Manufacturing by BPDB	-	-	-	-	-			-
0.46	Demurrage	-	-	-	-	-			-
0.47	Depreciation	-	-	-	-	-			-
0.48	Hire of Equipment	-	-	-	-	-			-
0.49	Freight and Handling	834,240	621,773	914,417	1,215,428	106,319			3,692,177
0.50	Workman Compensation	-	-	-	-	-			-
0.51	Gratuity	-	-	-	-	-	160,641,158		160,641,158
0.52	Donation and Contribution	-	-	-	-	-	-		-
0.52a	Donation to sick Employees from Benevolent fund	-	-	-	-	-			-
0.53	Income Tax of Officers and Staff	-	-	-	-	-			-
0.54	Training and Education Expense Local	474,900	-	349,943	-	181,000			1,005,843
0.54a	Training Expense - Foreign	32,000	-	-	-	16,000			48,000
0.55	Employees Others Benefit and Welfare Expenses	-	-	-	60,000	50,000			110,000
0.55a	Reimbursement for Treatment of Accident (on duty) affected employees	-	-	-	-	-			-
0.56	Board's Contribution to CPF	21,025,779	15,464,322	9,680,226	15,743,782	8,407,684			70,321,793
0.57	Board's Contribution to Pension Fund	-	-	-	-	-			-
0.58	Leave encashment on Retirement	804,159	-	259,229	985,277	347,212			2,395,877
0.59	Leave Salary and Pension Contribution for Transfer	-	-	-	-	-			-
0.60	Insurance (for Goods and Property)	-	-	-	-	-			-
0.60a	Insurance for Vehicles & Others	453,378	321,922	244,112	310,633	369,491			1,699,536
0.60b	Group Insurance Premium	-	-	-	-	-	-		-
0.61	Bank Charge and Commission	21,004	39,949	23,385	46,586	15,378	15,380		161,682
0.62	Bad-debts	-	-	-	-	-			-
0.63	Honorarium - Punishment/Reward scheme	-	-	-	-	-	-		-
0.63A	Honorarium - Others	377,940	329,600	98,509	230,300	123,800			1,160,149
0.63B	APA Bonus		-			-	8,018,235		8,018,235
0.64	Contractors Fees	-	-	-	-	-			-
.64a	Office Maintenance	-	-	-	-	-			-

.64b	Store Maintenance	-	-	-	-	-			-
0.65	Consultant's fee - Local	-	-	-	-	-			-
0.65a	Consultant's fee - Foreign	-	-	-	-	-			-
0.66	Wages for Hired Labor	57,968,676	50,754,598	24,710,331	75,549,880	29,533,250			238,516,735
0.66a	Computerization of Commercial Operation	-	-	-	-	-			-
0.66b	Service Charge for Collection of Electricity bill by Mobile phone Companies	-	-	-	-	-			-
0.66c	Contract out - Coml. Operation activities	-	-	-	-	-			-
0.67	Interest on GPF and CPF	-	-	-	-	-			-
0.68	Allocation of Generation Administration Expenses	-	-	-	-	-			-
0.69	Miscellaneous Expenses	-	-	-	-	-			-
Total		**593,847,075**	**429,845,712**	**273,608,140**	**498,783,735**	**251,403,524**	**168,674,773**		**2,216,162,959**

Schedule of 631 (Deposit Works)

		Rajshahi	Bogura	Pabna	Rangpur	Dinajpur	DGM Off.	DGM (Adjust)	Total
0.20	Pay of Officers			-		-			-
0.21	Pay of Staff			-		-			-
0.22	Allowances of Officers			-		-			-
0.23	Allowances of Staff			-		-			-
0.24	Leave encashment			-		-			-
0.25	Overtime Allowances (Single rate)			-		-			-
0.25a	Overtime Allowances (Double rate)			-		-			-
0.26	Travelling Expenses/Allowance (Official Work)			-		-			-
.26a	Travelling Expenses/Allowance (Training)			-		-			-
0.27	Conveyance Charge			-		-			-
0.28	House rent expenses			-		-			-
0.29	Medical Expenses			-		-			-
0. 29a	Washing Expenses			-		-			-
30	Representation and Entertainment			-		-			-
0.31	Bonus for Officer			-		-			-
0.31a	Bonus for Staff			-		-			-
31b	Bangla Nabo Barsha Allowance for officer			-		-			-
31c	Bangla Nabo Barsha Allowance for staff			-		-			-
0.32	Stationary and Printing			-		-			-
0.33	Taxes, License and Fees			-		-			-
0.34	Office rent			-		-			-
0.35	Water Charge			-		-			-
0.35a	Electricity Charges (Own use)			-		-			-
0.35b	Employees Electricity Rebate			-		-			-
0.35c	Electricity Rebate - Freedom fighters			-		-			-
0.36	Uniforms and Liveries			-		-			-
0.37	Post and Telegram			-		-			-

0.37a	Telephone, Telex and Fax			-		-			-
0.38	Advertising and Promotion			-		-			-
0.39	Audit Fees			-		-			-
0.39a	Legal Expenses			-		-			-
0.40	Books and Periodicals			-		-			-
0.41	Gas Used for Electricity Generation			-		-			-
0.41a	Diesel/Furnace oil Used for Electricity Generation			-		-			-
0.41b	Coal Used for Electricity Generation			-		-			-
0.42	Petrol, Diesel and Lubricants Used for Transport			-		-			-
0.42(a)	CNG. Used for Vehicle			-		-			-
0.43	Petrol, Diesel and Lubricants Used for Other Equipment			-		-			-
0.44	Stores and Spares Used			-		-			-
0.44a	Stores & Spares Used - Foreign			-		-			-
0.44b	Stores & Spares Used - Received from other stores			-		-			-
0.45	Custom Duties and Sale Tax			-		-			-
0.45a	Vat			-		-			-
0.45b	VAT - For Asset Manufacturing by BPDB			-		-			-
0.46	Demurrage			-		-			-
0.47	Depreciation			-		-			-
0.48	Hire of Equipment			-		-			-
0.49	Freight and Handling					42,899	-	42,899	-
0.50	Workman Compensation			-		-			-
0.51	Gratuity			-		-			-
0.52	Donation and Contribution			-		-			-
0.52a	Donation to sick Employees from Benevolent fund			-		-			-
0.53	Income Tax of Officers and Staff			-		-			-
0.54	Training and Education Expense Local			-		-			-
0.54a	Training Expense - Foreign			-		-			-
0.55	Employees Others Benefit and Welfare Expenses			-		-			-
0.55a	Reimbursement for Treatment of Accident (on duty) affected employees			-		-			-
0.56	Board's Contribution to CPF			-		-			-
0.57	Board's Contribution to Pension Fund			-		-			-
0.58	Leave encashment on Retirement			-		-			-
0.59	Leave Salary and Pension Contribution for Transfer			-		-			-
0.60	Insurance (for Goods and Property)			-		-			-
0.60a	Insurance for Vehicles & Others			-		-			-
0.60b	Group Insurance Premium			-		-			-
0.61	Bank Charge and Commission		45,460	536,712	-	2,015	-	584,187	-
0.62	Bad-debts			-		-			-
0.63	Honorarium - Punishment/Reward scheme			-		-			-
0.63A	Honorarium - Others			-		-			-

0.63B	APA Bonus					-			-
0.64	Contractors Fees			-		-			-
.64a	Office Maintenance			-		-			-
.64b	Store Maintenance			-		-			-
0.65	Consultant's fee - Local			-		-			-
0.65a	Consultant's fee - Foreign			-		-			-
0.66	Wages for Hired Labor			-		-			-
0.66a	Computerization of Commercial Operation			-		-			-
0.66b	Service Charge for Collection of Electricity bill by Mobile phone Companies			-		-			-
0.66c	Contract out - Coml. Operation activities			-		-			-
0.67	Interest on GPF and CPF			-		-			-
0.68	Allocation of Generation Administration Expenses			-		-			-
0.69	Miscellaneous Expenses			-		-			-
Total		**-**	**45,460**	**536,712**	**-**	**44,914**	**-**	**627,086**	**-**

Schedule of 651

Code	(Expenditure + Deposit Work)	Rajshahi	Bogura	Pabna	Rangpur	Dinajpur	DGM Office	DGM (Adjust)	Total
0.20	Pay of Officers	79,951,080	6,401,357	5,773,937	15,182,844	4,530,478	-	-	111,839,696
0.21	Pay of Staff	19,583,600	12,025,987	6,535,630	10,439,856	7,353,390	-	-	55,938,463
0.22	Allowances of Officers	53,130,611	3,587,089	3,170,723	10,849,403	2,148,187	-	-	72,886,013
0.23	Allowances of Staff	14,426,430	7,271,719	4,045,895	7,456,224	4,669,594	-	-	37,869,862
0.24	Leave encashment	731,711	208,148	-	61,180	-	-	-	1,001,039
0.25	Overtime Allowances (Single rate)	-	-	-	-	-	-	-	-
25a	Overtime Allowances (Double rate)	400,373	576,475	393,004	461,860	437,287	-	-	2,268,999
0.26	Travelling Expenses/Allowance (Official Work)	3,297,151	360,495	365,784	847,557	322,438	-	-	5,193,425
.26a	Travelling Expenses/Allowance (Training)	9,800	-	-	34,040	-	-	-	43,840
0.27	Conveyance Charge	224,265	79,905	39,570	23,390	44,980	-	-	412,110
0.28	House rent expenses	-	-	-	-	-	-	-	-
0.29	Medical Expenses	-	3,420	-	-	-	-	-	3,420
.29a	Washing Expenses	6,980	4,890	3,500	-	860	-	-	16,230
30	Representation and Entertainment	4,610,661	15,740	-	105,895	12,420	-	-	4,744,716
0.31	Bonus for Officer	12,908,808	1,064,260	879,261	2,662,310	691,600	-	-	18,206,239
. 31a	Bonus for Staff	3,141,710	1,984,640	1,115,000	1,726,160	1,210,850	-	-	9,178,360
31b	Bangla Nabo Barsha Allowance for officer	1,335,017	104,208	93,482	240,605	73,568	-	-	1,846,880
31c	Bangla Nabo Barsha Allowance for staff	367,473	205,462	111,202	174,574	123,456	-	-	982,167
0.32	Stationery and Printing	5,819,407	424,878	454,351	522,495	296,747	-	-	7,517,878
0.33	Taxes, License and Fees	3,980,551	19,696	25,594	323,874	23,238	-	-	4,372,953
0.34	Office rent	5,236,061	110,589	-	87,573	-	-	-	5,434,223
0.35	Water Charge	-	-	-	-	-	-	-	-
.35a	Electricity Charges (Own use)	533,849	500,451	124,326	700,994	250,858	-	-	2,110,478
.35b	Employees Electricity Rebate	4,431,283	1,031,128	691,131	1,384,870	684,627	-	-	8,223,039
.35c	Electricity Rebate - Freedom fighters	-	-	-	-	-	-	-	-
0.36	Uniforms and Liveries	10,000	5,240	5,000	5,000	5,000	-	-	30,240
0.37	Post and Telegram	19,388	1,360	16,180	7,027	3,649	-	-	47,604
.37a	Telephone, Telex and Fax	3,272,209	119,462	121,778	298,208	104,974	-	-	3,916,631
0.38	Advertising and Promotion	14,104,513	50,272	5,000	44,970	15,000	300,000	-	14,519,755
0.39	Audit Fees	218,500	-	-	-	-	225,000	218,500	225,000
.39a	Legal Expenses	3,111,092	-	-	-	-	-	-	3,111,092
0.40	Books and Periodicals	123,348	12,500	7,422	10,978	6,940	-	-	161,188
0.41	Gas Used for Electricity Generation	-	-	-	-	-	-	-	-

0.41a	Diesel/Furnace oil Used for Electricity Generation	-	-	-	-	-	-	-	-
0.41b	Coal Used for Electricity Generation	-	-	-	-	-	-	-	-
0.42	Petrol, Diesel and Lubricants Used for Transport	3,730,655	592,958	448,229	1,009,893	571,319	-	-	6,353,054
.42(a)	CNG. Used for Vehicle	-	-	-	-	-	-	-	-
0.43	Petrol, Diesel and Lubricants Used for Other Equipment	-	-	-	-	-	-	-	-
0.44	Stores and Spares Used	3,829,896	-	-	-	-	-	-	3,829,896
0.44a	Stores & Spares Used - Foreign	-	-	-	-	-	-	-	-
0.44b	Stores & Spares Used - Received from other stores	-	-	-	-	-	-	-	-
0.45	Custom Duties and Sale Tax	-	-	-	-	-	4,587,380	-	4,587,380
. 45a	Vat	-	-	-	-	-	-	-	-
.45b	VAT - For Asset Manufacturing by BPDB	-	-	-	-	-	-	-	-
0.46	Demurrage	-	-	-	-	-	-	-	-
0.47	Depreciation	-	-	-	-	-	-	-	-
0.48	Hire of Equipment	-	-	-	-	-	-	-	-
0.49	Freight and Handling	129,140	-	65,340	-	-	-	-	194,480
0.50	Workman Compensation	-	-	-	-	-	-	-	-
0.51	Gratuity	-	-	-	-	-	39,613,384	-	39,613,384
0.52	Donation and Contribution	-	-	-	-	-	-	-	-
0.52a	Donation to sick Employees from Benevolent fund	-	-	-	-	-	-	-	-
0.53	Income Tax of Officers and Staff	-	-	-	-	-	-	-	-
0.54	Training and Education Expense Local	-	-	47,650	-	25,000	-	-	72,650
0.54a	Training Expense - Foreign	925,050	-	-	-	-	-	-	925,050
0.55	Employees Others Benefit and Welfare Expenses	-	-	-	-	-	-	-	-
0.55a	Reimbursement for Treatment of Accident (on duty) affected employees	-	-	-	-	-	-	-	-
0.56	Board's Contribution to CPF	9,642,476	1,609,488	1,134,576	2,320,734	1,017,824	-	-	15,725,098
0.57	Board's Contribution to Pension Fund	-	-	-	-	-	-	-	-
0.58	Leave encashment on Retirement	683,252	-	-	-	-	-	-	683,252
0.59	Leave Salary and Pension Contribution for Transfer	-	-	-	-	-	-	-	-
0.60	Insurance (for Goods and Property)	-	-	-	-	-	-	-	-

.60a	Insurance for Vehicles & Others	1,431,912	109,011	206,155	-	183,146	-	-	1,930,224
.60b	Group Insurance Premium	-	-	-	748	-	9,932,680	-	9,933,428
0.61	Bank Charge and Commission	52,517	27,495	39,434	57,239	7,699	5,343,062	6,188	5,521,257
0.61a	Rebate from Prepaid Sales	-	-	-	-	-	2,469,663	-	2,469,663
0.62	Bad-debts	-	-	-	-	-	-	-	-
0.63	Honorarium - Punishment/Reward scheme	14,756,322	406,750	294,417	403,276	225,037	50,000	-	16,135,802
0.63A	Honorarium - Others	-	-	-	-	-	-	-	-
0.63B	APA Bonus	-	-	-	-	-	1,981,764	-	1,981,764
0.64	Contractors Fees	-	-	-	-	-	-	-	-
.64a	Office Maintenance	-	-	-	-	-	-	-	-
.64b	Store Maintenance	-	-	-	-	-	-	-	-
0.65	Consultant's fee - Local	14,861,353	-	-	-	-	991,660	-	15,853,013
0.65a	Consultant's fee - Foreign	-	-	-	-	-	-	-	-
0.66	Wages for Hired Labor	31,582,785	2,117,450	2,483,279	5,110,138	951,231	-	-	42,244,882
0.66a	Computerization of Commercial Operation	37,419,482	-	-	-	-	-	-	37,419,482
0.66b	Service Charge for Collection of Electricity bill by Mobile phone Companies	6,967,038	-	-	-	-	-	-	6,967,038
0.66c	Contract out - Coml. Operation activities	40,972,451	-	-	-	-	-	-	40,972,451
0.67	Interest on GPF and CPF	-	-	-	-	-	-	-	-
0.68	Corporate Social Responsibility	297,278,850	-	-	-	-	11,700,000	-	308,978,850
	Electricity Bill LPS	-	-	-	-	-	335,514,841	-	335,514,841
0.69	Miscellaneous Expenses	-	-	-	-	-	-	-	-
Total		**699,249,050**	**41,032,523**	**28,696,850**	**62,553,914**	**25,991,397**	**412,709,434**	**224,688**	1,270,008,479

Schedule of 651

	Expenditure	Rajshahi	Bogura	Pabna	Rangpur	Dinajpur	DGM Off	DGM (Adjust)	Total
0.20	Pay of Officers	79,951,080	6,401,357	5,773,937	15,182,844	4,530,478			111,839,696
0.21	Pay of Staff	19,583,600	12,025,987	6,535,630	10,439,856	7,353,390			55,938,463
0.22	Allowances of Officers	53,130,611	3,587,089	3,170,723	10,849,403	2,148,187			72,886,013
0.23	Allowances of Staff	14,426,430	7,271,719	4,045,895	7,456,224	4,669,594			37,869,862
0.24	Leave encashment	731,711	208,148	-	61,180	-	-		1,001,039
0.25	Overtime Allowances (Single rate)	-	-	-	-	-			-
0. 25a	Overtime Allowances (Double rate)	400,373	576,475	393,004	461,860	437,287			2,268,999
0.26	Travelling Expenses/Allowance (Official Work)	3,297,151	360,495	365,784	847,557	322,438			5,193,425
0.26a	Travelling Expenses/Allowance (Trainning)	9,800	-	-	34,040	-			43,840
0.27	Convence Charge	224,265	79,905	39,570	23,390	44,980			412,110
0.28	House rent expenses	-	-	-	-	-			-
0.29	Medical Expenses	-	3,420	-	-	-			3,420
0.29a	Washing Expeses	6,980	4,890	3,500	-	860			16,230
30	Representation and Entertainment	4,610,661	15,740	-	105,895	12,420	-		4,744,716
0.31	Bonus for Officer	12,908,808	1,064,260	879,261	2,662,310	691,600			18,206,239
0.31a	Bonus for Staff	3,141,710	1,984,640	1,115,000	1,726,160	1,210,850			9,178,360
31b	Bangla Nabo Barsha Allownce for officer	1,335,017	104,208	93,482	240,605	73,568			1,846,880
31c	Bangla Nabo Barsha Allownce for staff	367,473	205,462	111,202	174,574	123,456			982,167
0.32	Stationery and Printing	5,819,407	424,878	454,351	522,495	296,747			7,517,878
0.33	Taxes, Licence and Fees	3,980,551	19,696	25,594	323,874	23,238			4,372,953
0.34	Office rent	5,236,061	110,589	-	87,573	-			5,434,223
0.35	Water Charge	-	-	-	-	-			-
0.35a	Electricity Charges (Own use)	533,849	500,451	124,326	700,994	250,858			2,110,478
0.35b	Employees Electricity Rebate	4,431,283	1,031,128	691,131	1,384,870	684,627			8,223,039
0.35c	Electricity Rebate - Freedom fighters	-	-	-	-	-			-
0.36	Uniforms and Liveries	10,000	5,240	5,000	5,000	5,000			30,240
0.37	Post and Telegram	19,388	1,360	16,180	7,027	3,649			47,604
0.37a	Telephone, Talex and Fax	3,272,209	119,462	121,778	298,208	104,974			3,916,631
0.38	Advertising and Promotion	14,104,513	50,272	5,000	44,970	15,000	300,000		14,519,755
0.39	Audit Fees	218,500	-	-	-	-	225,000	-	443,500
0.39a	Legal Expenses	3,111,092	-	-	-	-			3,111,092
0.40	Books and Priodicals	123,348	12,500	7,422	10,978	6,940			161,188
0.41	Gas Used for Electricity Generation	-	-	-	-	-			-
0.41a	Diesel/Furnece oil Used for Electricity Generation	-	-	-	-	-			-
0.41b	Coal Used for Electricity Generation	-	-	-	-	-			-
0.42	Petrol, Disel and Lubricants Used for Transport	3,730,655	592,958	448,229	1,009,893	571,319			6,353,054
0.42(a)	CNG. Used for Vehicle	-	-	-	-	-			-
0.43	Petrol, Disel and Lubricants Used for Other Equipment	-	-	-	-	-			-
0.44	Stores and Spares Used	3,829,896	-	-	-	-			3,829,896
0.44a	Stores & Spares Used - Foreign	-	-	-	-	-			-

0.44b	Stores & Spares Used - Received from other stores	-	-	-	-	-			-
0.45	Custom Duties and Sale Tax	-	-	-	-	-	4,587,380		4,587,380
0. 45a	Vat	-	-	-	-	-	-		-
0.45b	VAT - For Asset Manufacturing by BPDB	-	-	-	-	-			-
0.46	Demurrage	-	-	-	-	-			-
0.47	Depreciation	-	-	-	-	-	-		-
0.48	Hire of Equipment	-	-	-	-	-			-
0.49	Freight and Handling	129,140	-	65,340	-	-			194,480
0.50	Worksman Compensation	-	-	-	-	-			-
0.51	Gratuity	-	-	-	-	-	39,613,384		39,613,384
0.52	Donation and Contribution	-	-	-	-	-	-	-	-
0.52a	Donation to sick Employees from Benevolent fund	-	-	-	-	-			-
0.53	Income Tax of Officers and Staff		-	-	-	-			-
0.54	Training and Eduction Expense Local	-	-	47,650	-	25,000	-		72,650
0.54a	Training Expense - Foreign	925,050	-	-	-	-			925,050
0.55	Employees Others Benefit and Welfare Expenses	-	-	-	-	-			-
0.55a	Reimbursement for Treatment of Accident (on duty) affected employees	-	-	-	-	-			-
0.56	Board's Contribution to CPF	9,642,476	1,609,488	1,134,576	2,320,734	1,017,824			15,725,098
0.57	Board's Contribution to Pension Fund	-	-	-	-	-			-
0.58	Leave encashment on Retirement	683,252	-	-	-	-			683,252
0.59	Leave Salary and Pension Contribution for Transfer	-	-	-	-	-			-
0.60	Insurance (for Goods and Property)	-	-	-	-	-			-
0.60a	Insurance for Vehicles & Others	1,431,912	109,011	206,155	-	183,146			1,930,224
0.60b	Group Insurance Premium	-	-	-	748	-	9,932,680		9,933,428
0.61	Bank Charge and Commision	52,517	27,495	33,246	57,239	7,699	5,343,062		5,521,257
0.61a	Rebate from Prepaid Sales	-	-	-	-	-	2,469,663		2,469,663
0.62	Bad-debts	-	-		-	-			-
0.63	Honorarium - Punishment/Reward scheme	14,756,322	406,750	294,417	403,276	225,037	50,000		16,135,802
0.63A	Honorarium - Others		-		-				-

0.63B	APA Bonus		-	-	-	-	1,981,764		1,981,764
0.64	Contractors Fees	-	-	-	-	-			-
0.64a	Office Maintenance	-	-	-	-	-			-
0.64b	Store Maintenance	-	-	-	-	-			-
0.65	Consultant's fee - Local	14,861,353	-	-		-	991,660		15,853,013
0.65a	Consultant's fee - Foreign	-			-	951,231			951,231
0.66	Wages for Hired Labour	31,582,785	2,117,450	2,483,279	5,110,138	-			41,293,651
0.66a	Computerization of Commercial Operation	37,419,482	-	-	-	-			37,419,482
0.66b	Service Charge for Collection of Electricity bill by Mobile phone Companies	6,967,038	-	-	-	-			6,967,038
0.66c	Contract out - Coml. Operation activities	40,972,451	-	-	-	-			40,972,451
0.67	Interest on GPF and CPF	-	-	-	-	-			-
0.68	Corporate Social Responsibility (IDCOL & Dockyard)	297,278,850	-	-	-	-	11,700,000		308,978,850
	Surcharges	-	-	-	-	-	335,514,841		335,514,841
0.69	Miscellaneous Expenses	-	-	-	-	-	-		-
Total		**699,249,050**	**41,032,523**	**28,690,662**	**62,553,914**	**25,991,397**	**412,709,434**	**-**	1,270,226,980

Schedule of 651

Deposit Works									
		Rajshahi	Bogura	Pabna	Rangpur	Dinajpur	DGM Off	DGM (Adjust)	Total
0.20	Pay of Officers								-
0.21	Pay of Staff								-
0.22	Allowances of Officers								-
0.23	Allowances of Staff								-
0.24	Leave encashment								-
0.25	Overtime Allowances (Single rate)								-
0.25a	Overtime Allowances (Double rate)								-
0.26	Travelling Expenses/Allowance (Official Work)								-
0.26a	Travelling Expenses/Allowance (Trainning)								-
0.27	Convence Charge								-
0.28	House rent expenses								-
0.29	Medical Expenses								-
0.29a	Washing Expeses								-
30	Representation and Entertainment								-
0.31	Bonus for Officer								-
0.31a	Bonus for Staff								-
31b	Bangla Nabo Barsha Allownce for officer								-
31c	Bangla Nabo Barsha Allownce for staff								-
0.32	Stationery and Printing								-
0.33	Taxes, Licence and Fees								-
0.34	Office rent								-
0.35	Water Charge								-
0.35a	Electricity Charges (Own use)								-
0.35b	Employees Electricity Rebate								-

0.35c	Electricity Rebate - Freedom fighters								-
0.36	Uniforms and Liveries								-
0.37	Post and Telegram								-
0.37a	Telephone, Talex and Fax								-
0.38	Advertising and Promotion								-
0.39	Audit Fees								-
0.39a	Legal Expenses								-
0.40	Books and Priodicals								-
0.41	Gas Used for Electricity Generation								-
0.41a	Diesel/Furnece oil Used for Electricity Generation								-
0.41b	Coal Used for Electricity Generation								-
0.42	Petrol, Disel and Lubricants Used for Transport								-
0.42(a)	CNG. Used for Vehicle								-
0.43	Petrol, Disel and Lubricants Used for Other Equipment								-
0.44	Stores and Spares Used								-
0.44a	Stores & Spares Used - Foreign								-
0.44b	Stores & Spares Used - Received from other stores								-
0.45	Custom Duties and Sale Tax								-
0.45a	Vat								-
0.45b	VAT - For Asset Manufacturing by BPDB								-
0.46	Demurrage								-
0.47	Depreciation								-
0.48	Hire of Equipment								-
0.49	Freight and Handling			-				-	-
0.50	Worksman Compensation								-
0.51	Gratuity								-
0.52	Donation and Contribution								-

0.52a	Donation to sick Employees from Benevolent fund								-
0.53	Income Tax of Officers and Staff								-
0.54	Training and Eduction Expense Local								-
0.54a	Training Expense - Foreign								-
0.55	Employees Others Benefit and Welfare Expenses								-
0.55a	Reimbursement for Treatment of Accident (on duty) affected employees								-
0.56	Board's Contribution to CPF								-
0.57	Board's Contribution to Pension Fund								-
0.58	Leave encashment on Retirement								-
0.59	Leave Salary and Pension Contribution for Transfer								-
0.60	Insurance (for Goods and Property)								-
0.60a	Insurance for Vehicles & Others								-
0.60b	Group Insurance Premium								-
0.61	Bank Charge and Commision		-	6,188	-	-	-	6,188	-
0.62	Bad-debts								-
0.63	Honorarium - Punishment/Reward scheme								-
0.63A	Honorarium - Others								-
0.63B	APA Bonus								
0.64	Contractors Fees								-
.64a	Office Maintenance								-
.64b	Store Maintenance								-
0.65	Consultant's fee - Local								-
0.65a	Consultant's fee - Foreign								-
0.66	Wages for Hired Labour								-
0.66a	Computerization of Commercial Operation								-
0.66b	Service Charge for Collection of Electricity bill by Mobile phone Companies								-
0.66c	Contract out - Coml. Operation activities								-
0.67	Interest on GPF and CPF								-
0.68	Allocation of Generation Administration Expeses								-
	Surchrges								-
0.69	Miscellaneous Expenses								-
Total		-	-	**6,188**	-	-	-	**6,188**	-

APA & Gratuity

RAO	631	631	651	651	Total
Rajshahi	5,918,076	12,085,230	6,933,440	1,661,675	26,598,421
Bogura	4,135,250	9,956,617	531,580	969,530	15,592,977
Pabna	1,882,580	7,164,766	478,780	556,010	10,082,136
Rangpur	5,448,390	9,696,213	1,291,610	834,340	17,270,553
Dinajpur	2,038,569	5,930,772	377,990	593,570	8,940,901
SPM Project	-	-	537,283	63,060	600,343
Rajshahi Project	-	-	343,283	38,522	381,805
Rangpur Project	-	-	578,978	55,702	634,681
	19,422,865	44,833,598	11,072,945	4,772,409	80,101,817
Month	2.50	2.50	2.50	2.50	
Gratuity	48,557,163	112,083,995	27,682,362	11,931,023	200,254,542
Honorarium	2,423,002	5,595,233	1,385,213.37	596,551	10,000,000

Gratuity		160,641,158		39,613,384	200,254,542
		160,641,158	-	39,613,384	200,254,542

Honorarium		8,018,235	-	1,981,764	10,000,000
		8,018,235	-	1,981,764	10,000,000